



OAKLAND UNIFIED
SCHOOL DISTRICT

Community Schools, Thriving Students

Superintendent Report



iam OUSD

January 12, 2022



OAKLAND UNIFIED
SCHOOL DISTRICT

Community Schools, Thriving Students

Superintendent Report



iam OUSD

January 12, 2022xxxxxx

Superintendent Report Overview

Highlights from Schools

- Bella Vista CDC, Sankofa United, & Dewey Academy

Covid Safety Protocols

- Testing & Vaccine Implementation

Enrollment & Attendance

- Enrollment & Attendance Counts & Strategies

Adult Education Update

- Programmatic Information



Highlights from Schools

Bella Vista Preschoolers Find Joy in Drumming & Dance

- At Bella Vista Child Development Center, preschool teacher **Bernadette LaNoue**, shares her love of dance and drumming with the children.
- Implementing Luna Dance Institute techniques, dance and movement are an integral part of the children's daily learning experience!
- “Language and movement increase learning 90% in young children, so we take music and movement very seriously.”



Sankofa United Students' Creativity Shines through Art

- At Sankofa United Elementary School, a successful partnership with MOCHA (Children's Art Museum) allows **Mary Lawrence** ("Ms. Mary") to engage kids in weekly arts lessons that compliment arts-integrated learning happening in all classrooms.
- “Ms. Mary is super dynamic and talented and taps the creativity of EVERY student on our campus. She works with all students, K-5th, including our autism classes.”



Dewey Teachers Learn to be Firefighters

- Three teachers from Dewey Academy experienced three days with the Oakland Fire Department (OFD) on an externship supported by the OUSD Office of Linked Learning.
- The work with OFD aligned with Dewey's Pathway of Health and Fitness.
- After completing the program, they designed a curriculum that has become the centerpiece class for the pathway.
- The class could help students pursue this pathway beyond Dewey to become an EMT, a paramedic, or a firefighter.



Covid Safety Protocols

Vaccine Outreach

Everyone ages 5+ are eligible for the vaccine in Alameda County!

School-Based Vaccine Pop-Ups at OUSD Schools:

In partnership with the California Department of Public Health, Alameda County, COVID Clinic/City of Oakland, Umoja, La Clínica de La Raza, and LifeLong Medical Care, we will continue to host pop up events at elementary and middle schools in high priority zip codes. **36 vaccination pop-ups were held in November and December; at least 8 additional pop-ups are scheduled for January 2022.**

- **Vaccines for 5-11:** Available through school-based pop-ups, the Center at West Street, community vaccine clinics, healthcare providers, and pharmacies. Visit www.ousd.org/vaccine for more information about locations to access vaccines.
- **Raffle for Prizes in January**
 - Warriors tickets
- **Poster Contest**
 - Signed jerseys & photos from Warriors & A's



Vaccine Outreach

Everyone ages 5+ are eligible for the vaccine in Alameda County!

Sharing information with families about Board Policy 5141.29

- All families who have a student affected by Board Policy 5141.29 have been contacted with information about how to: get vaccinated, share their child's vaccination information, qualify for an exemption, and request a transfer to Sojourner Truth Independent Study. Families without a record on file will also receive a paper mailing after Thanksgiving break in their home language.
- All families who do not have a vaccination record on file are being:
 - called centrally to share information about the resolution and exemption process. All families have been called, multiple times, as needed.
 - contacted by mail after Thanksgiving break with hard copies of information in native language about the Board Policy, exemption process (with forms), and the enrollment process for SJT, and once again after winter break.





COVID-19 Student Vaccination Data 2021-22

See <https://www.ousd.org/vaccine> for information about COVID vaccinations at OUSD.

Data shown include COVID-19 vaccination data on OUSD students eligible to receive a COVID-19 vaccine (12 years or older as of December 1, 2021). Individuals are considered fully vaccinated 14 or more days after either the first shot of the 1-dose vaccine or the second shot of the 2-dose vaccine.

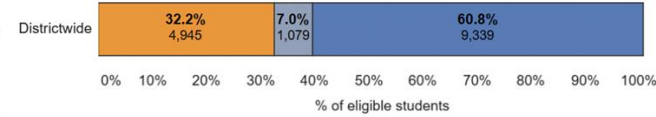


67.8% of eligible students* are fully or partially vaccinated

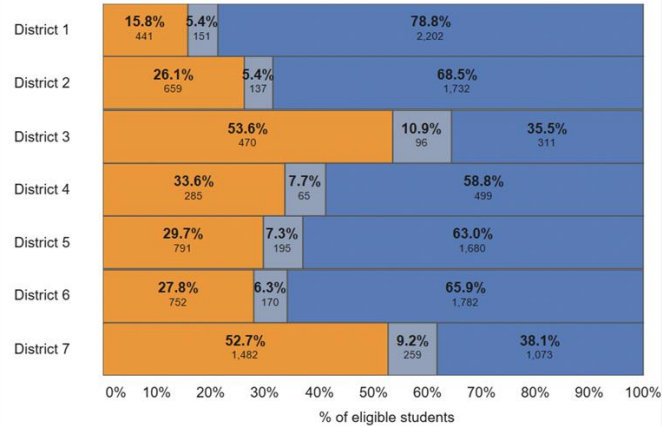
*age 12 or older as of 12/01/21

Not vaccinated/Unconfirmed Partially vaccinated Fully vaccinated

Vaccine-eligible student vaccination rate



Vaccine-eligible student vaccination rate by board district



Students 12+ by December 1, 2021 for the selected school(s)

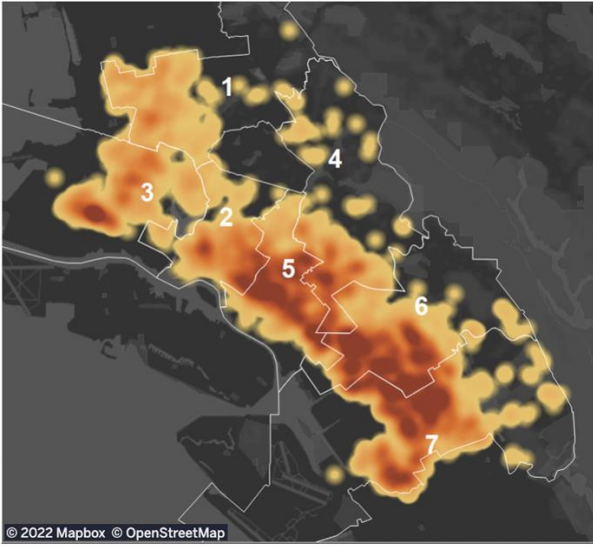
10,296
vaccinated

4,784
status unknown

Where are the most students unvaccinated?

In the heat map below, the darker the orange, the higher the concentration of students* who are not vaccinated or have an unknown vaccination status.

*age 12 or older as of 12/01/21



Vaccinated	Fully vaccinated	9,245
	Partially vaccinated	123
	Missing dose	173
Vaccination status unknown	Missing dose > 30 days	755
	Fully vaccinated	1
	Distance learning	414
	Waitlist	38
	Other exemption	891
	Medical - permanent	2
	Medical - temporary	1
	Personal belief	38
	No exemption	3,399

Dashboard is updated nightly. Data here include COVID-19 vaccination data in our student information system up to yesterday.

Contact kaia.vilberg@ousd.org with any questions or comments about this dashboard.

Winter Testing Program

41,000 at-home test kits distributed before holiday break

- 21K test results reported, 2.2% positivity rate

All testing hubs remained open M-W both weeks during holiday break

Fremont hub open on Sunday before school

- 525 tests administered, 350 at-home tests distributed

Moving forward:

Testing offered at all sites

- on-site hub (10 sites)
- biweekly drop-in (secondary)
- weekly pooled (elementary) → *shift to prioritize rapid testing in response to high community transmission*

Covid Testing Implementation Update

- Weekly Pooled Testing Pilot launched at 39 elementary sites; focus on training and gathering consent at new sites.
- Regular Bi-Weekly Testing at Secondary.
- Successful at-home testing program was expanded to serve more schools for winter holiday.



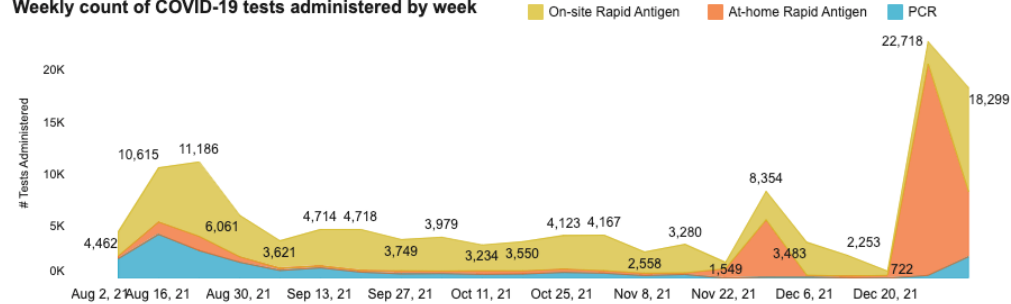
Weekly COVID-19 Testing at OUSD Sites 2021-22



Data shown include COVID-19 tests administered through OUSD testing programs and reported via Primary from August 9, 2021 through the prior Sunday. OUSD is currently piloting pooled testing, which is not reflected in this dashboard.

See <https://www.ousd.org/covidtesting> for information about COVID testing at OUSD.

Weekly count of COVID-19 tests administered by week



Tests administered the week of 1/3/2022

On-site Rapid Antigen
10,010

At-home Rapid Antigen
6,192

Total PCR
2,097

Weekly test positivity rate

Test positivity rate is calculated as the number of positive tests out of the total number of tests with a result for that week. One person can contribute more than one positive test to a given week's positivity rate.



Cumulative count of COVID-19 tests administered since the start of the 2021-22 school year

72,538 On-site Rapid Antigen Tests administered since August 9, 2021

39,497 At-home Rapid Antigen Tests administered since August 9, 2021

19,358 PCR Tests administered since August 9, 2021

= 131,396 Total Tests administered since August 9, 2021

Contact kaia.viberg@ousd.org with any questions or comments about this dashboard.

Dashboard is updated nightly. Data here include COVID-tests administered and resulted up to 1/9/2022

Positive Case Dashboard and Protocols

1. Weekly count of COVID-19 cases on school campuses are updated daily for the **previous week**
2. Count of classrooms currently in full at-home quarantine are updated daily for the **current week**



COVID-19 In-Person Case Dashboard 2021-22

[Click here to view the COVID-19 Testing Dashboard](#)

Dashboard last updated on 1/10/2022

Dashboard is updated daily at 7am to include all reported cases with presumed positive dates occurring in the prior week (1/3/2022 to 1/9/2022). Cases for the current week of 1/10/2022 will not be reflected in the dashboard until the following Monday. Counts include cases reported for OUSD school-based staff and students who were physically present on school campuses during their infectious period for COVID-19. Data may be incomplete depending on when the case was reported/confirmed and when contact tracing was completed. The presumed positive date is the earlier of first symptom onset or positive test collection date. **Pursuant to updated guidance from ACPHD and CDPH as of 01/10/2022, classroom at-home quarantines will no longer be initiated following multiple cases. Positive cases will continue to isolate, and prolonged close contacts will be provided access to testing at school sites.**

Highlight School

View Map by Grade Level

Highlight SiteName

(All)

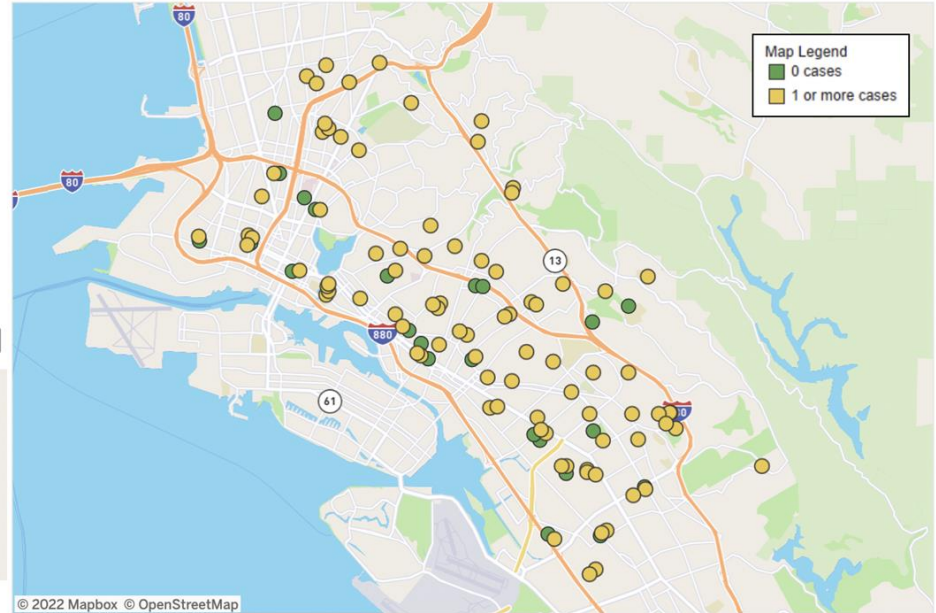
Weekly count of reported COVID-19 cases on school campuses

636

Student cases
in the week of 1/3/2022

58

Staff cases
in the week of 1/3/2022



© 2022 Mapbox © OpenStreetMap



Contact kaia.vilberg@ousd.org with any comments/questions about this dashboard.

COVID Site Preparations

PPE Deliveries to School Sites

In advance of the anticipated winter surge, OUSD drivers delivered an unprecedented amount of PPE to school sites.

- 41,000 COVID 19 Rapid Tests
- 14,000 Large Tubs of Sanitizing Wipes for Classrooms
- 6,320 Sanitizing Wipes for each staff member
- 6,721 Alcohol Wipes for Elementary Classrooms
- 7,012 Bottles of Hand Sanitizer

As we returned to school, we have also distributed 10,855 KN95 masks to school sites to ensure staff has upgraded masks

- 50,000 more KN95 masks are arriving for staff

SupplyBank.org and Kaiser Permanente have been amazing partners and have provided significant donations to the district so that we can continue to invest in our academic programming rather than PPE.



Improved Ventilation

B and G has installed Merv 13 filters in our HVAC units throughout our schools and then continues to replace them as the filters reach their replacement dates.


- [Sample Installation reports](#) (does not represent all schools)

We have installed at least **3 HEPA Filters** in every cafeteria and have **2 large industrial fans** in all of our cafeterias to provide maximum ventilation and filtration.

All classrooms have at least **2 portable HEPA filters** to provide 4 air exchanges per hour in instructional spaces.

- The custodial team has replaced or cleaned filters in 645 units when needed.

- ★ Total MERV 13 Filters: **2,624**
- ★ Total HEPA Filters for Classrooms and Offices: **5,667**
- ★ Total Small Office Air Purifiers: **800**
- ★ Total HEPA Filters for Cafeteria: **311**
- ★ Total Industrial Fans: **295**



New High Performance Panel Filters

*Merv 13 Installation at
Manzanita SEED*



*Coway Airmega
installed in
Cafeterias*

Outdoor Dining Spaces

\$1,800,000
Investment

Dining tables ordered for all 82 schools with site identified need to increase outdoor dining and increase social distancing.

- Heavy Duty Polyethylene (CDC): 82
- Temporary Folding Plastic Frame: (TK-8): 79
- Permanent Recycled Plastic A-Frame (TK-5): 32
- Permanent Indoor (TK-5): 3
- Permanent Expanded Metal (TK-12): 563

Shade structures ordered for 46 schools with site identified need.

- 9' Marine-Grade Fabric, Fiberglass Frame: 394
- 8' All Fiberglass: 21

B&G teams, custodians and families are supporting the assembly of tables and permanently securing shade structures to tables at sites.

Progress to date for each school's installation of outdoor dining environments. Purchases began in August but have been greatly impacted by supply chain issues.



Tables sent to Skyline High School this week.



Students at Acorn Woodland help to set up outdoor tables providing more locations to eat lunch outdoors at Acorn Woodland and EnCompass.

Enrollment & Attendance

Enrollment Update (TK-12)

Grade	1/4/22	12/7/21	11/18/21	11/9/21	10/27/21	10/19/21	10/5/21	Census Projection
Non-SDC								
TK-5	17,158	17,151	17,144	17,149	17,162	17,169	17,160	17,470
6-8	6,475	6,476	6,473	6,472	6,492	6,497	6,476	6,612
9-12	9,218	9,199	9,215	9,206	9,235	9,251	9,187	9,216
TK-12	32,851	32,826	32,832	32,827	32,889	32,917	32,823	33,221
SDC TK-12	1,539	1,568	1,574	1,567	1,557	1,545	1,555	1,742
Total K-12	34,390	34,394	34,406	34,394	34,446	34,462	34,378	35,050

Overall Attendance Update (Aug 9-Jan 3)

Grade level	All Students	ELL	Newcomer	SPED	Unhoused	Foster Youth	African American	Asian	Latino	White
Gr TK-5 (avg enrollment)	90% (17,348)	89% (6664)	89% (1404)	87% (2388)	83% (364)	84% (81)	87% (3261)	94% (2016)	89% (7587)	95% (2327)
Gr6-8 (avg enrollment)	91% (6626)	90% (2001)	90% (396)	86% (1184)	85% (214)	80% (42)	86% (1427)	96% (625)	90% (3240)	95% (664)
Gr9-12 (avg enrollment)	88% (9068)	83% (2471)	84% (1089)	83% (1464)	79% (675)	76% (90)	85% (2225)	95% (1075)	86% (4217)	94% (786)

* MetWest and Sojourner Truth NOT included.

Adult Education Update

Adult Education Enrollment = 708

Family Literacy	71
ESL College & Career Readiness	208
ESL Citizenship	55
HSD/Credit Recovery	26
GED / HiSet	156
Spanish GED/HiSet	64
Math for Union Trades	33
Project Search (Students w/Disabilities)	17
College and Career Readiness	78

New Programs and Partnerships

LeadersUp Google Pathway	Google IT Training and Job Placement into mid level positions starting at high 50k	Winter 22 Recruitment started 1/3
IT Biz Academy	Cyber Security / IT Support Paid Internships at Google, HP and CEWS	First Cohort graduated in October.. 35 students new cohort starts in February
BankWork\$ / Fremont Adult	Entry level Training leading to banking jobs...sponsored by local banks	First cohort of 10 graduated in October...60% have been placed...second cohort of 15 in progress... graduation in Feb
National Flooring Contractors Apprenticeship	OJT to become Journeyman Flooring installers..pathway to contractor /entrepreneurship	Spring 22

New Programs and Partnerships cont.

OUSD Nutrition Services/SPED	Training OUSD SPED students to work in OUSD kitchens	Spring 22
OUSD Credit Recovery / Alternative Education and College Readiness	Targeted outreach to former OUSD students that have recently left the district without completing their diplomas and those that are in jeopardy of not finishing with their class in 2022	Winter 22 collaborative effort to strengthen the relationships and change the narrative of Adult and Alternative Education to a more positive tone



EVERY STUDENT THRIVES!



**OAKLAND UNIFIED
SCHOOL DISTRICT**
Community Schools, Thriving Students

1000 Broadway, Suite 680, Oakland, CA 94607

www.ousd.org



@OUSDnews