



**OAKLAND UNIFIED
SCHOOL DISTRICT**
Community Schools, Thriving Students

SPSA Data Set

Coliseum College Prep Academy



www.ousd.org



@OUSDnews




Progress To Goals

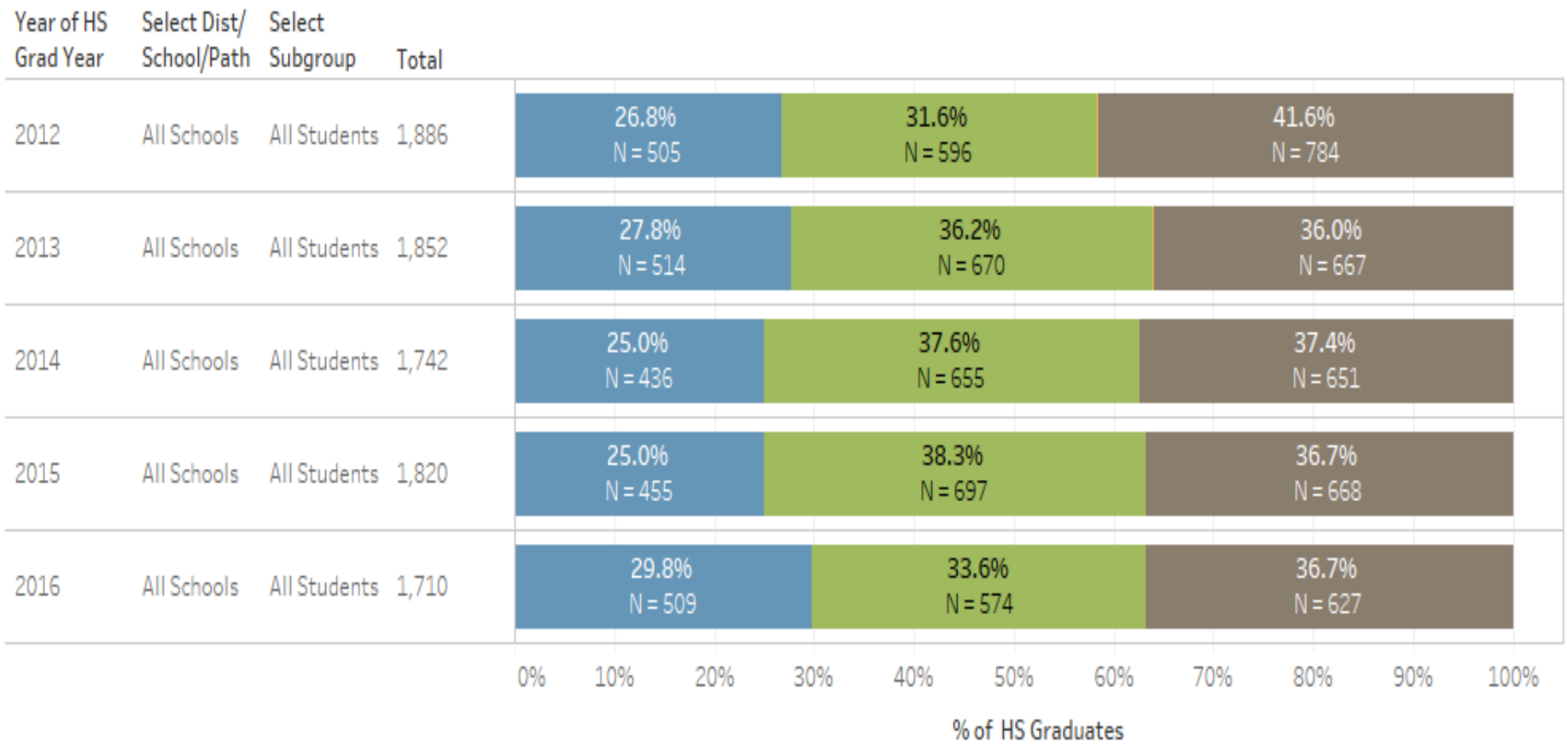
2017-2018 Schoolwide Data

College Enrollment

HS Grad Year: All |
 View by Dist/School/Path: District |
 Select Dist/School/Path: All |
 View by Subgroup: All Students |
 Select Subgroup: All



HS Graduates Enrolling in College Within 1 Year of HS Graduation



College Enrollment

Enrollment Type

- 4-year
- 2-year
- Not Enrolled

[HS Grad Year](#)
 All

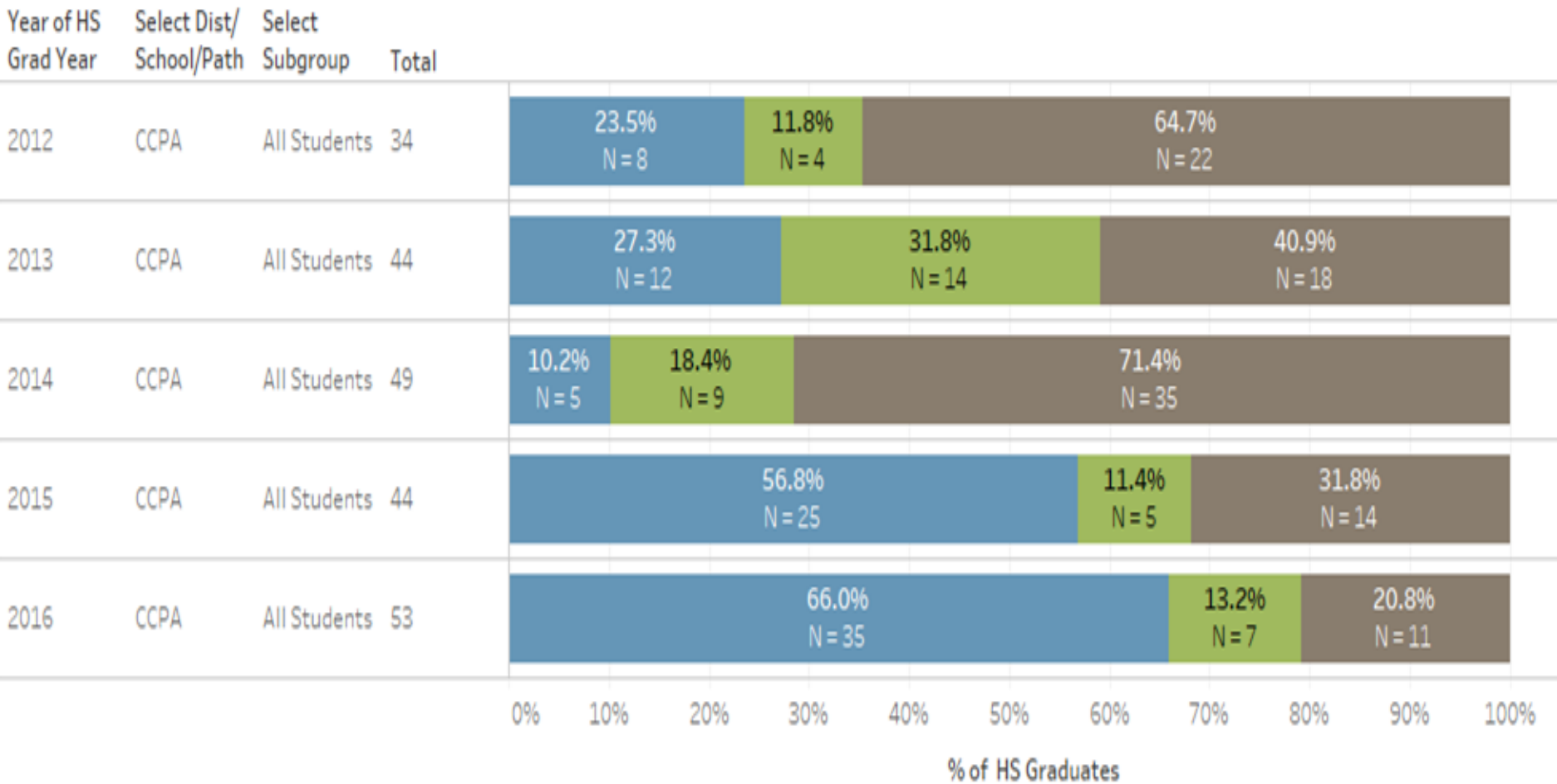
[View by Dist/School/Path](#)
 School

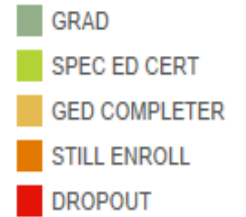
[Select Dist/School/Path](#)
 CCPA

[View by Subgroup](#)
 All Students

[Select Subgroup](#)
 All

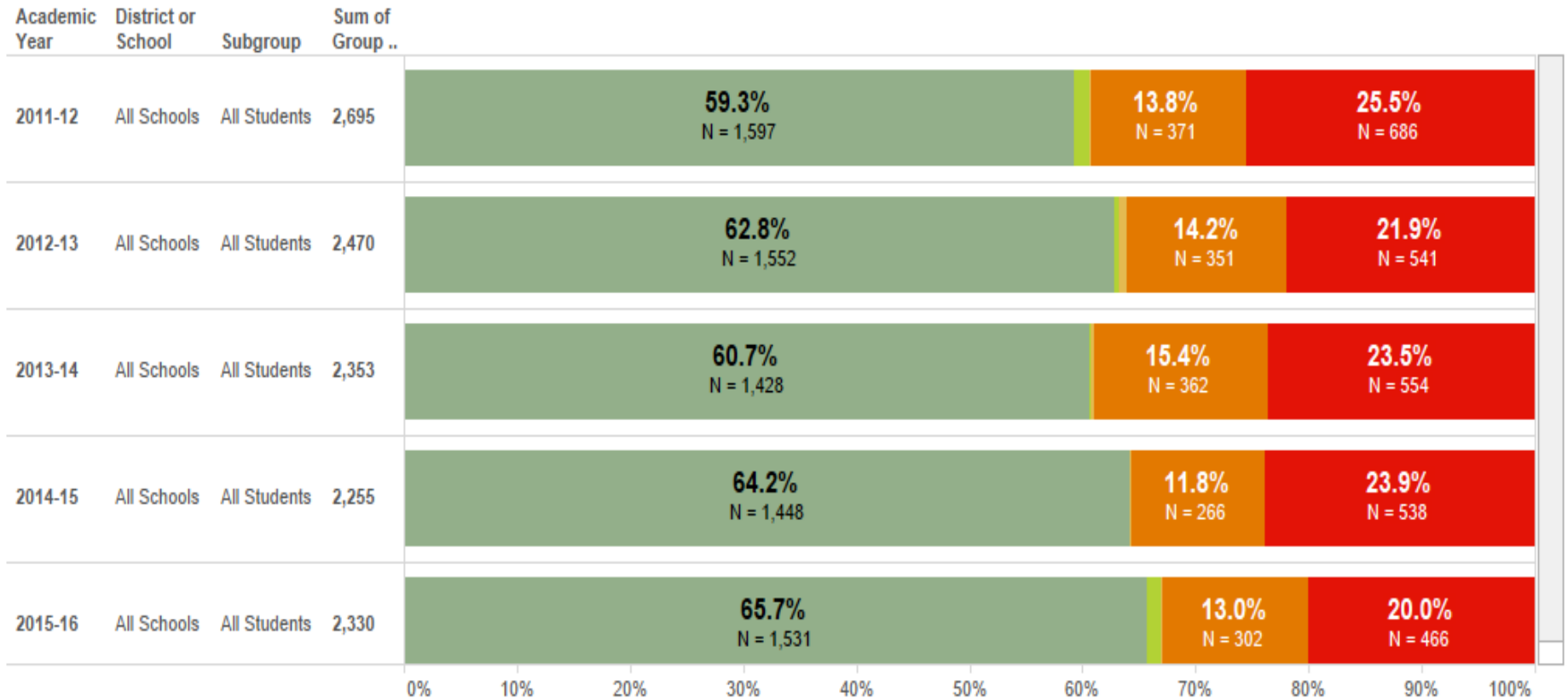
HS Graduates Enrolling in College Within 1 Year of HS Graduation



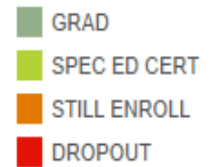


Cohort Graduation & Dropout

Select Year: All | View by District/School: District | Select School: All | View by Group: All Students | Select Group(s): All

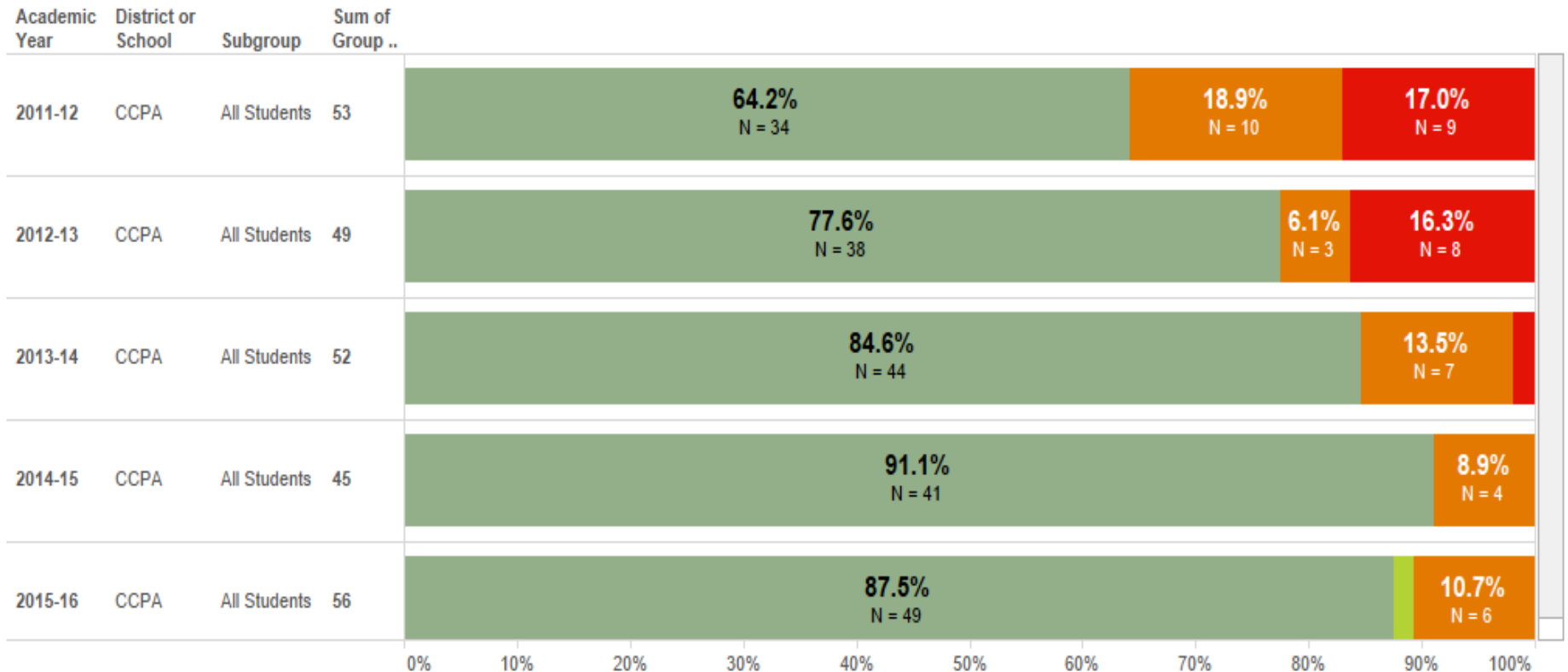


Cohort 2015-16 data is from California Dept. of Education (CDE) data file dated **March 28, 2017**. Discrepancies between this dashboard and the CDE DataQuest online "Cohort Outcomes" report are due to DataQuest inclusion of additional OUSD students with disabilities who were enrolled at non-public school sites. Prior cohort data files were provided by the California Department of Education on **June 1, 2016**. For more information about the data in this report, please contact **Jay Tharp** at james.tharp@ousd.org.



Cohort Graduation & Dropout

Select Year: All | View by District/School: School | Select School: CCPA | View by Group: All Students | Select Group(s): All



Cohort 2015-16 data is from California Dept. of Education (CDE) data file dated **March 28, 2017**. Discrepancies between this dashboard and the CDE DataQuest online "Cohort Outcomes" report are due to DataQuest inclusion of additional OUSD students with disabilities who were enrolled at non-public school sites. Prior cohort data files were provided by the California Department of Education on **June 1, 2016**. For more information about the data in this report, please contact **Jay Tharp** at james.tharp@ousd.org.

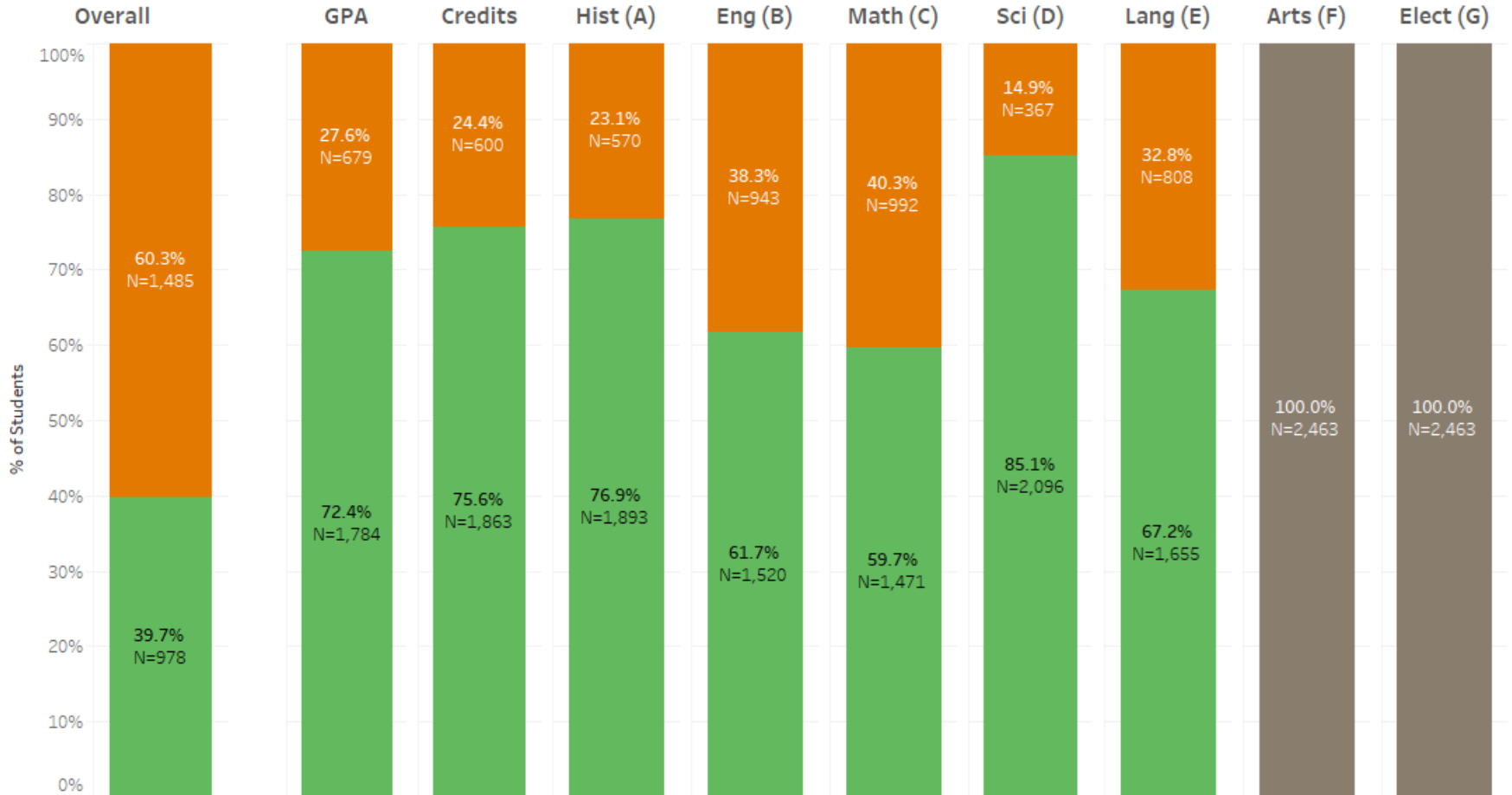


On Track to Graduate

Academic Year 2017-18 Select School All Grade Grade 11 Pathway All Ethnicity All Gender All

Home Language All English Fluency All Fluency Subgroup All Special Ed Status All Free/Reduced Lunch All Foster Status All

Hist (A)
 Status
 Off-Track
 On-Track
 N/A



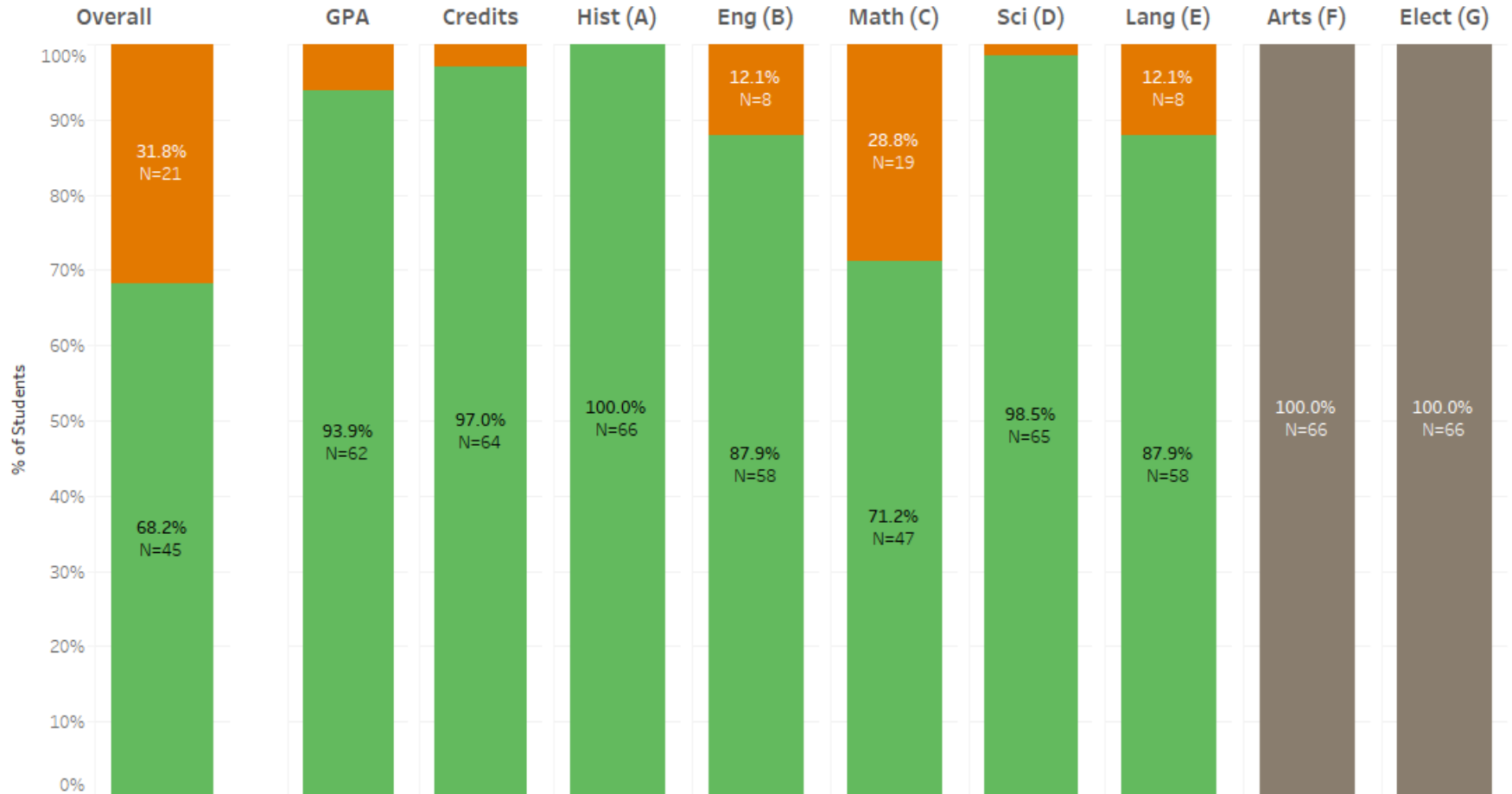


On Track to Graduate

Academic Year 2017-18
 Select School CCPA
 Grade Grade 11
 Pathway All
 Ethnicity All
 Gender All

Home Language All
 English Fluency All
 Fluency Subgroup All
 Special Ed Status All
 Free/Reduced Lunch All
 Foster Status All

Hist (A)
 Status
 Off-Track
 On-Track
 N/A



Data was last updated on **October 18, 2017**. For more information about the data on this report, please contact **Kevin Schmidke** at kevin.schmidke@ousd.org.



11th graders on track 1/11



On Track to Graduate

Academic Year
2017-18

Select School
CCPA

Grade
Grade 11

Pathway
All

Ethnicity
All

Gender
All

Home Language
All

English Fluency
All

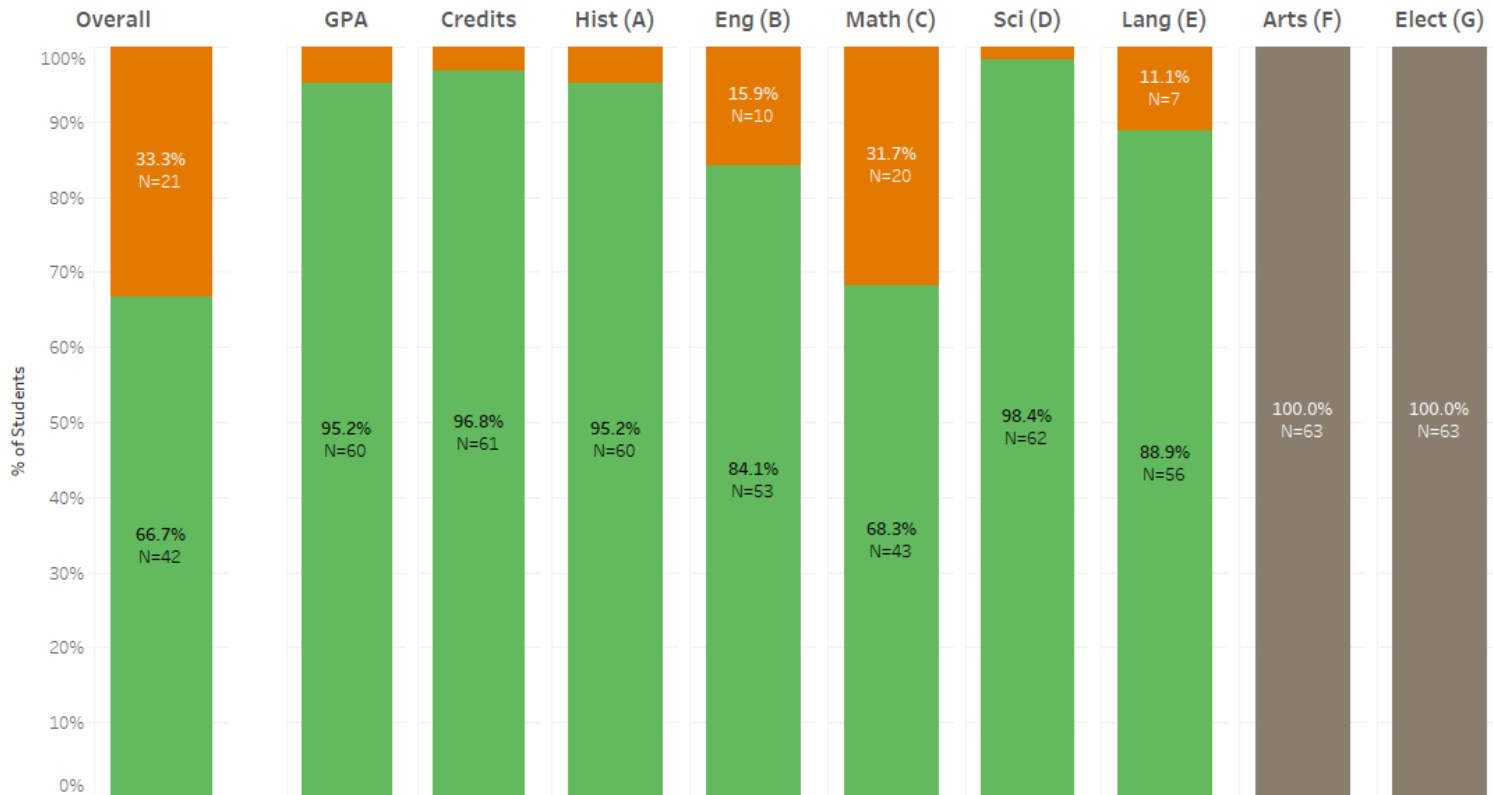
Fluency Subgroup
All

Special Ed Status
All

Free/Reduced Lunch
All

Foster Status
All

Hist (A)
Status
■ Off-Track
■ On-Track
■ N/A





Credit Recovery

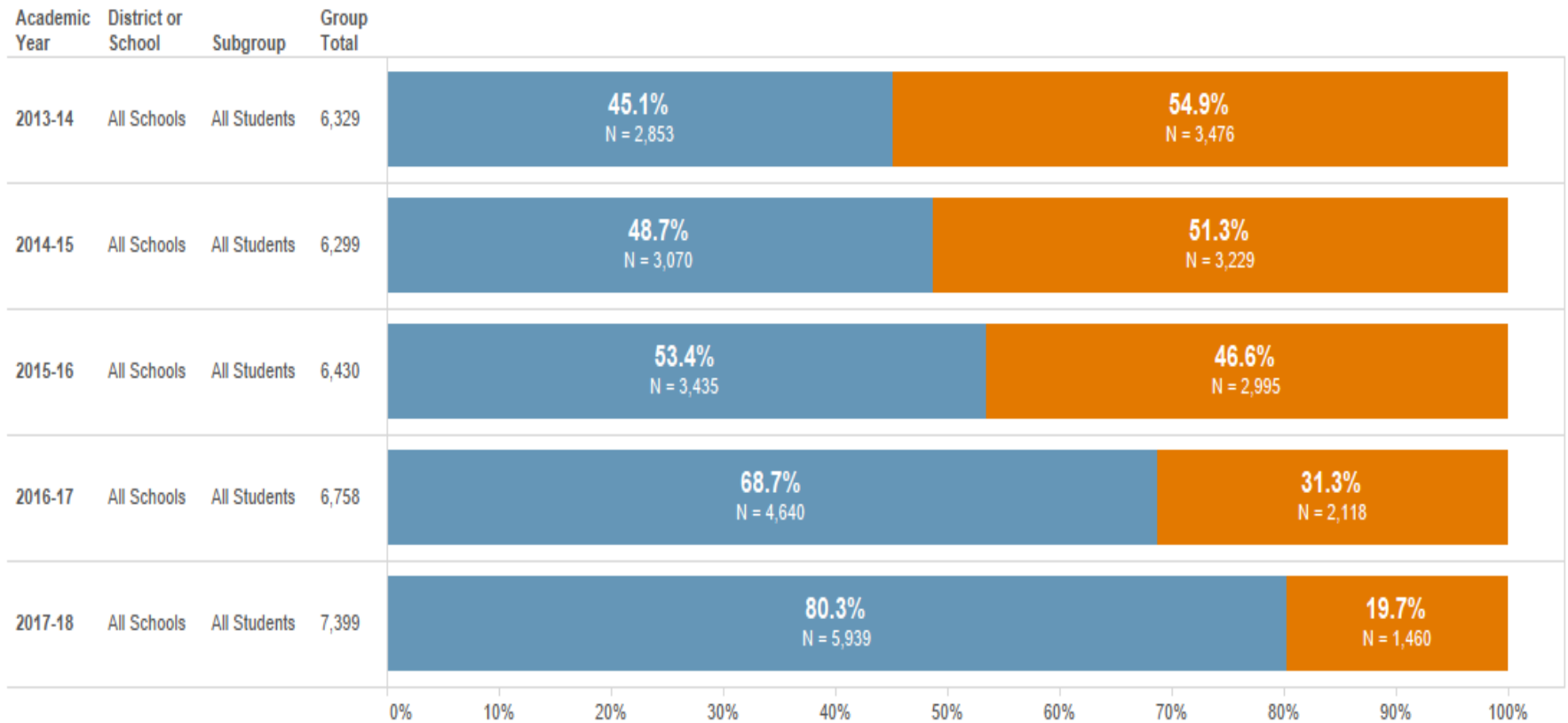
Most of the kids off track are off track for Math. They are scheduled into a program to recover this credit.

Pathway/SLC Enrollment

Select Academic Year Multiple values Select Grade Level Multiple values View by District/School District Select District/School All View by Subgroup All Students Select Subgroup All

■ Pathway ■ Non-Pathway

Percent and Number of Students Enrolled in a Pathway - Grade(s) 10, 11, 12

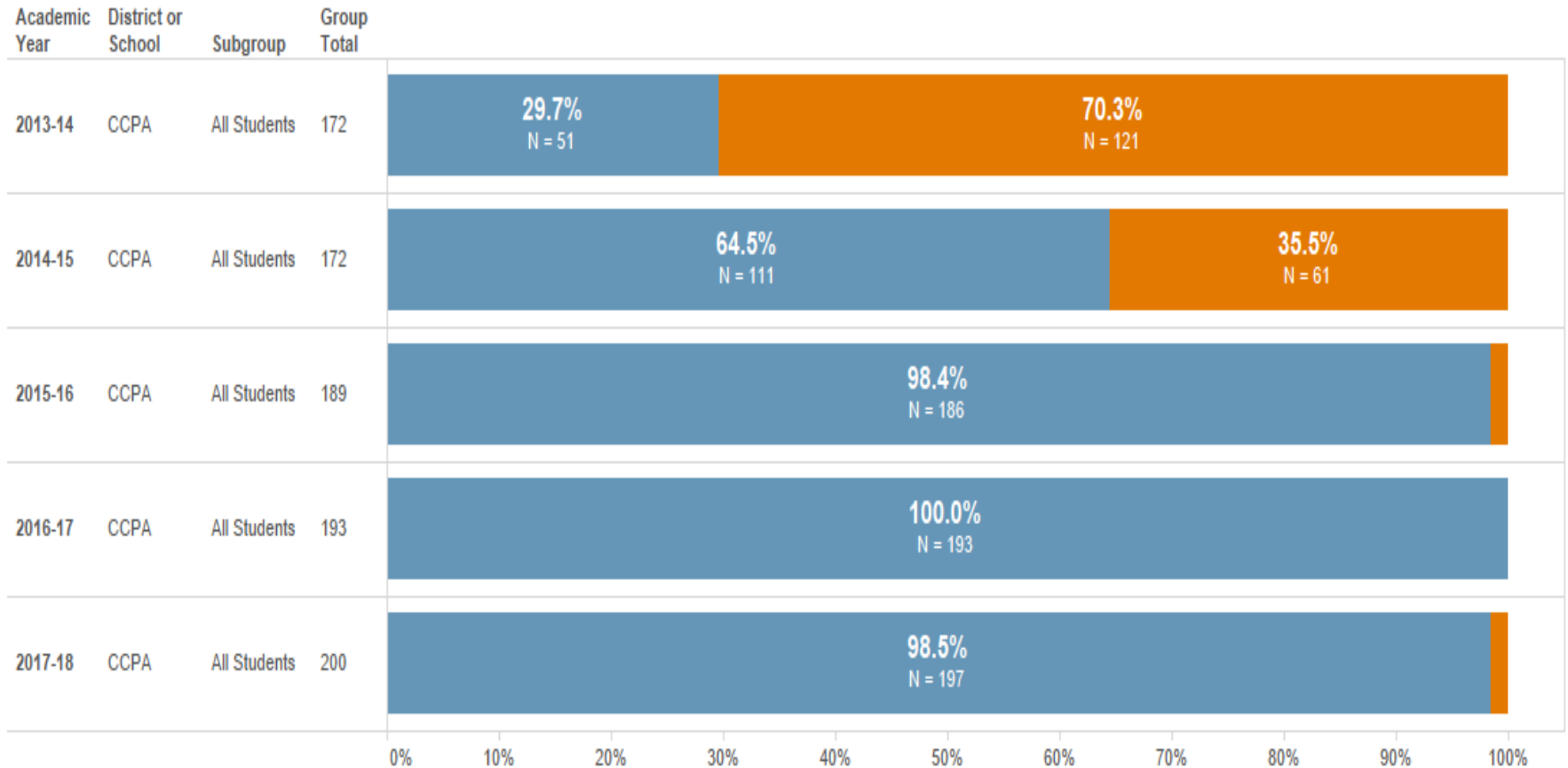


Pathway/SLC Enrollment

Select Academic Year Multiple values Select Grade Level Multiple values View by District/School School Select District/School CCPA View by Subgroup All Students Select Subgroup All

■ Pathway ■ Non-Pathway

Percent and Number of Students Enrolled in a Pathway - Grade(s) 10, 11, 12





Progress To Goals

2017-2018 Literacy Data

SRI-Midyear High School

Academic Year	Admin	Network Pathway	School	Grade Group	Student Group	Total	SRI Data				
2017-18	Fall	CCPA		All Grades	Grade 9	69	66.7%	21.7%			
					Grade 10	69	60.9%	17.4%	20.3%		
					Grade 11	66	56.1%	18.2%	19.7%		
					Grade 12	67	41.8%	26.9%	26.9%		
MidYear	CCPA			All Grades	Grade 9	67	55.2%	29.9%			
					Grade 10	68	55.9%	14.7%	27.9%		
					Grade 11	64	50.0%	23.4%	20.3%		
					Grade 12	65	40.0%	23.1%	36.9%		

How do you need to grow?

17-18:

- 1) Established a strong [11th grade writing capstone](#)
- 2) Built a strong partnership with BRIDGES

18-19:

- 1) Build a strong, interdisciplinary capstone for 12th grade- something like [DREAMer Hack](#)
- 2) Establish a moderate/severe special education program 6-12

What practices will get you there?

- Computer Science Leadership and Vision
- Pilot OneGOAL to support SJ strand
- Continue 11th grade capstone development of career focused path
- Continued support of Dual Enrollment and WBL
 - Dual enrollment stipends for teachers and support for students
 - Books and transportation for dual enrollment and internships
- Teacher stipends for intersession (credit recovery, dual enrollment, APCS work)

EVERY STUDENT THRIVES!



**OAKLAND UNIFIED
SCHOOL DISTRICT**
Community Schools. Thriving Students.

1000 Broadway, Suite 680, Oakland, CA 94607

www.ousd.org



[@OUSDnews](https://twitter.com/OUSDnews)

Contact us for additional information [optional contact area]
Phone: 510.555.5555 | Email: info@ousd.org