



OAKLAND UNIFIED  
SCHOOL DISTRICT

*Community Schools, Thriving Students*

# High School Network Superintendent's Report 2023-2024 Impact and 2024-2025 Strategic Plan



Presented by Vanessa Sifuentes

Presented to Measures N & H Commission

August 22, 2024

# Outcomes

---

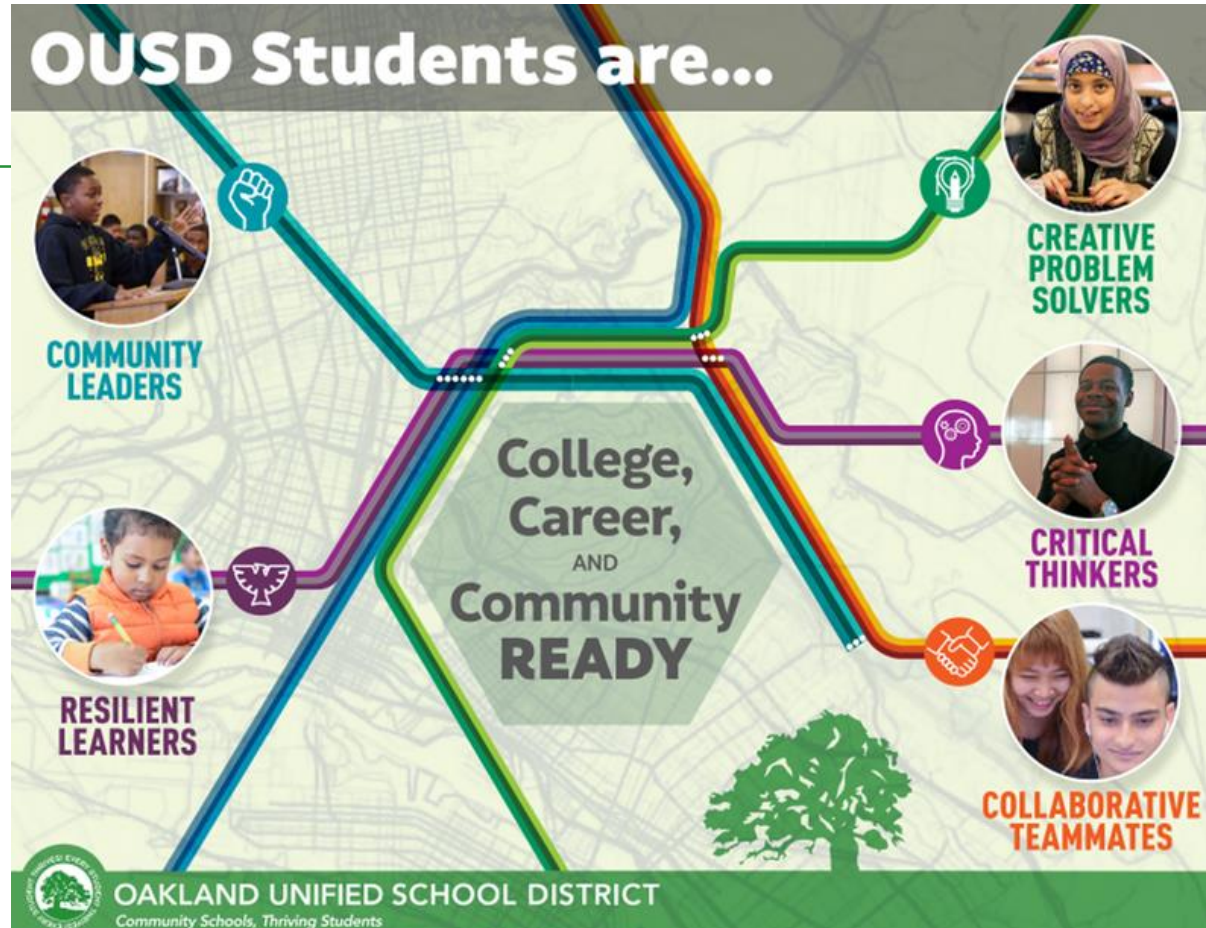
- Share impact data from 2023-2024
- Provide updates on goals and objectives for 2024-2025
- Gather insight from Measures N & H Commissioners to inform ongoing planning

# Our Vision:

All students will graduate from OUSD college, career, and community-ready.

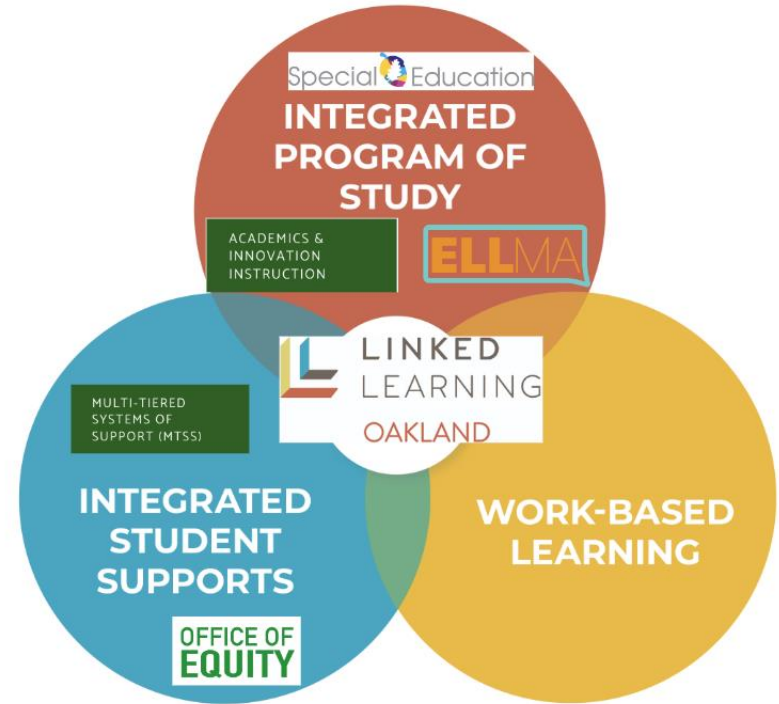
## Long-Term Metrics of Success:

- 4 & 5-year cohort graduation rate
- A-G completion Rate
- Dropout Rate
- [California College/Career Indicator](#)



# Our Mission:

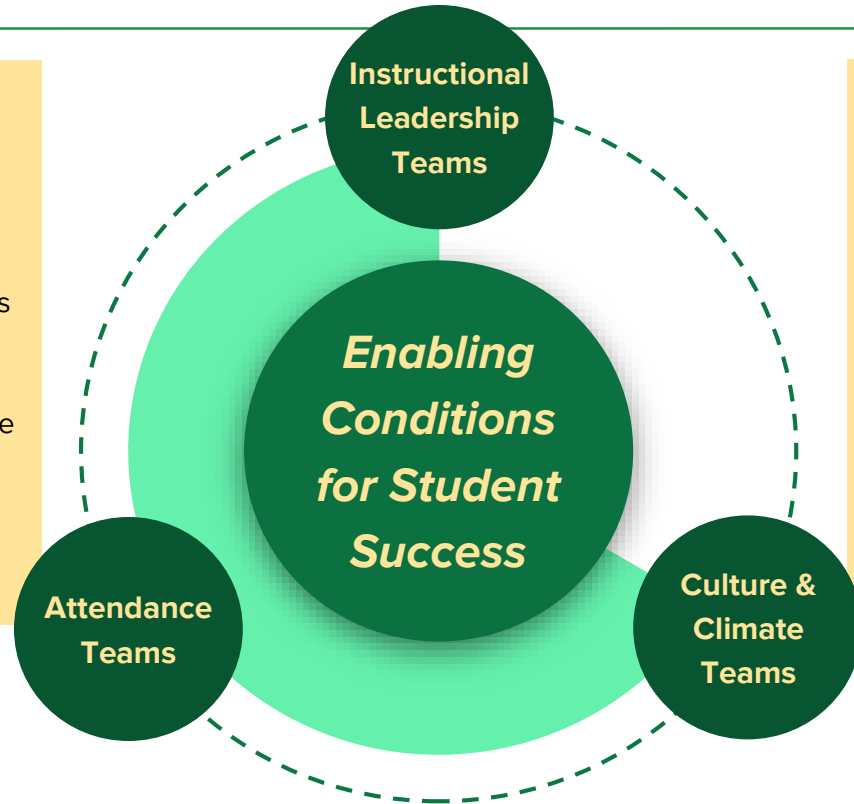
Provide students access to learning experiences inside and outside the classroom that support them in developing the competencies necessary to thrive after graduation through the implementation of robust **Linked Learning Pathways**.



# 2023-2024 Progress

## The Year of the Team!

- HSN had a full team focused on alignment and coherence
- We established MTSS teams and learned there is more work to do.
  - Refine structures
  - Achieve coherence
  - Maximize collaboration time
  - Implement with fidelity



**We introduced the use of data** and learned we need more ways to measure and monitor student outcomes.

- Designed PPL to prioritize instructional quality
- Assessment calendar
- Interim assessments
- Transition to i-Ready for all sites
- Shared HSN SPSA goal #1 and LCAP-aligned goals #2 - 4

# 2023-2024 By The Numbers

**74.1%**

4-year Cohort  
Graduation Rate  
(2023)

**53.7%**

A-G Completion  
Rate  
(2023)

**67%**

Financial Aid  
Completion Rate  
(2024)

**85%/88%**

Dual Enrollment  
Pass Rate  
(F'23/S'24)

**91%/78%**

LL Pathway  
Enrollment  
(GenEd/SwD)

**20.5%**

WBL  
Participation  
Rate

**42.5%**

Satisfactory  
Attendance  
Rate

**12%**

Chronic  
Absence  
Rate

**6%**

Suspension  
Rate

**66%/46%**  
**55%/72%**

On-Track Rate  
(9/10)  
(11/12)

**35%/15%**

SBAC Met/Exceed  
Standards  
(ELA/Math)

**12%**

CAST Met/Exceed  
Standards

# Linked Learning Pathways: Integrated Program & CTE

---

## ● **Law & Public Service Pathway Highlights:**

- Law pathway students engaged in Mock Trials and Moot Court before real judges, visited the Alameda Superior Court & Ninth Circuit Court of Appeals, visited City Hall, worked with the City Administrator to deliberate on policy options to address Oakland's homelessness crisis, and made recommendations to the City Planning dept. on Oakland's General Plan.

## ● **Fashion, Arts, Media & Entertainment (FAME) Pathway Highlights:**

- Students in all FAME pathways participated in pathway theme-aligned senior capstone projects that culminated in a public audience (Creative Expo, Fashion Gala, School-based art exhibitions)
- Students and integrated projects: Oakland High completed integrated projects weaving in math classes to pathway theme; Skyline Arts CTE with Chemistry; Oakland Tech Fashion CTE with English.

## ● **Engineering Pathway & Computer Science Pathway Highlights:**

- Five high (with 3 middle and 3 elementary) school robotics teams competed in First Robotics this season. Including a scrimmage at Tesla and the Chabot Space and Science Center as well as a competition at hosted at McClymonds.
- Over a 1,000 community members attend the 2nd annual OUSD STEM Fair at Oakland High School, which included a record number of secondary projects.

## ● **Cross-Sector Highlights:**

- 54 teachers representing 16 of our career pathways across 8 high schools participated in HSLLO's 4-day Project Based Learning Institute to develop pathway-aligned projects that engage students in real world learning with embedded Work-based Learning opportunities.
- Math teachers from 8 different high schools collaborated with Peralta faculty (in a 4-day series) to discuss problem-based instructional strategies to support college readiness.

# Linked Learning Pathways: **Work-Based Learning**

## **Career Exploration Opportunities:**

ECCCO Peralta Institute: CTE courses and workshops

- 120 OUSD students enrolled
- CTE for-credit college course or non-credit workshop 13
- Students from 14 high school sites
- Students with Individualized Education Plans: 11
- Newcomer students: 10



## **Student Participation in Career Training Experiences:**

- Highway to ER Tech: 10
- Highway to Practice Coordinator: 15
- Highway to EMT: 13
- Total of 38 students from 12 different high schools





# OUSD/SLUSD 2024 Summer Skilled Trades Program at Cypress Mandela

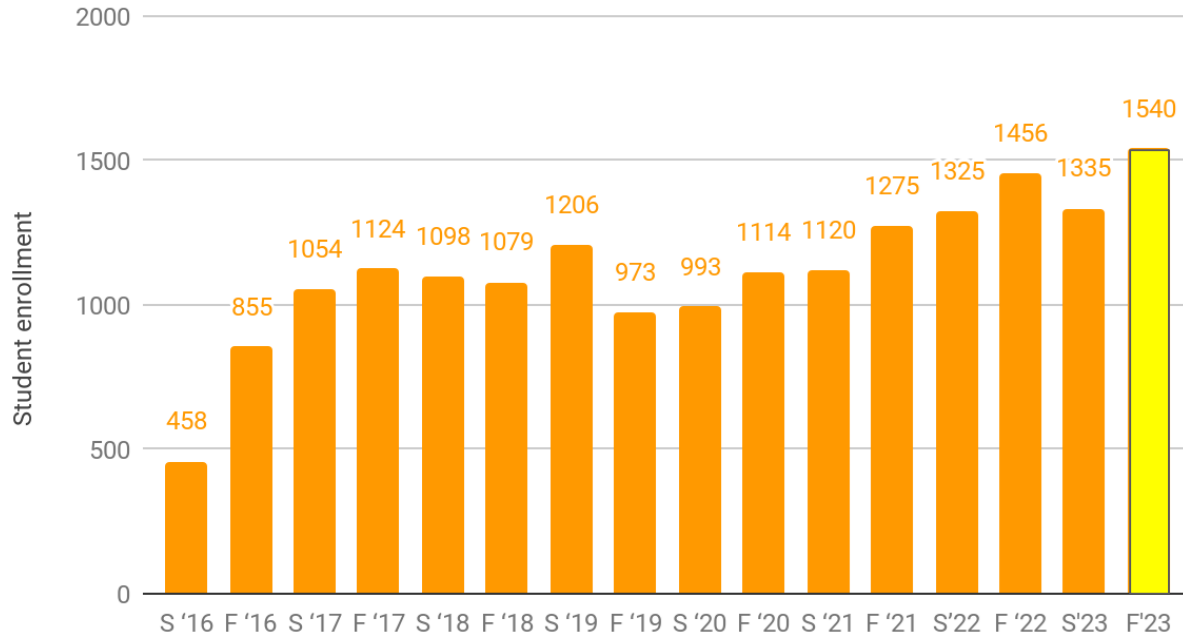
<u>Student Data:</u>	<u>Applied</u>	<u>Actually Attended</u>
<b><u>Completed</u></b>		
OUSD Seniors:	28 (2 F - 26 M)	23 (0 F - 23 M)
	18 (0 F - 18 M)	
Non Seniors:	25 (2 F - 22 M)	12 (1 F - 11 M)
	12 (1 F - 11 M)	
SLUSD Seniors:	9 (0 F - 9 M)	8 (0 F - 8 M)
	7 (0 F - 7 M)	
Non Seniors	14 (1 F - 13 M)	12 (1 F - 11 M)
<b><u>Student Data:</u></b>	8 (0 F - 8 M)	
<b><i>OUSD Seniors:</i></b>	<b><i>6 offered &amp; 3 alt. for entry 8/5, others (9) will be offered Jan/25.</i></b>	
<b><i>SLUSD Seniors:</i></b>	<b><i>2 offered 8/5, others (3) will be offered Jan/25.</i></b>	
<b><i>Non OUSD:</i></b>	<b><i>Will be offered for Jan/25</i></b>	
Non OUSD/SLUSD		
Seniors	1 (0 F - 10M)	1 (0F - 1 M)
0		
Non Sen.	0	0



# Linked Learning: Comprehensive Student Supports

## Dual Enrollment: Student Enrollment

OUSD DE Course Enrollments (includes duplicates)



Fall 2023 -  
Spring 2024

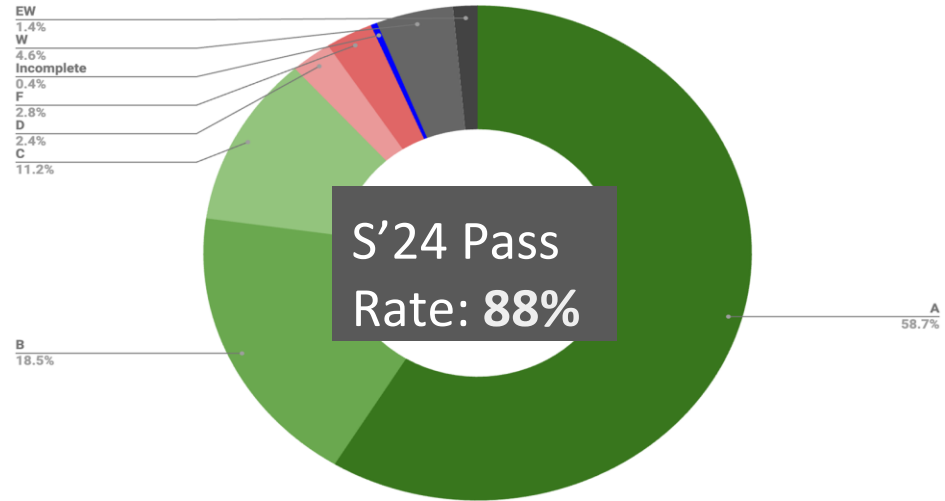
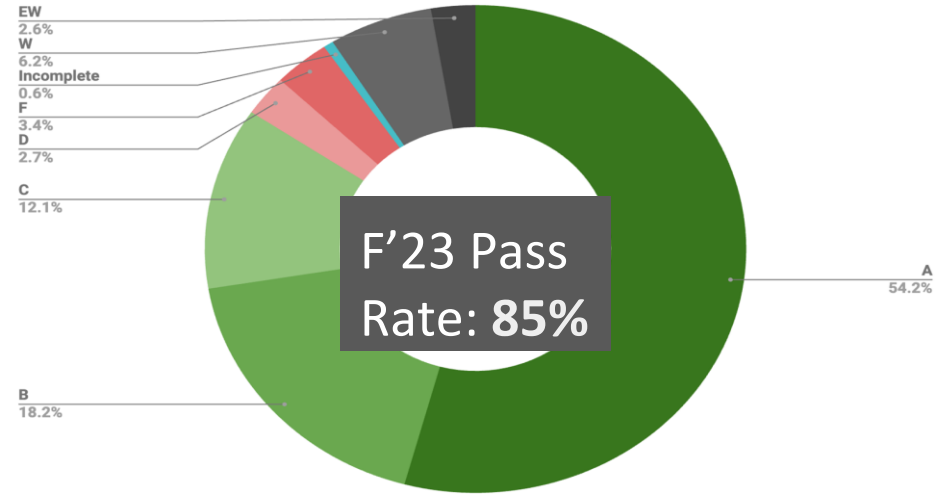
**# of courses offered:**  
Fall 2023: **54**  
Spring 2024: **50**  
**TOTAL: 104 courses**

**# of enrollments:**  
Fall 2023: **1,540**  
Spring 2024: **1,324**  
**TOTAL: 2,864 students**

Course enrollments = single enrollments for each course; includes duplicate students taking 1+ DE courses

# Linked Learning: Comprehensive Student Supports

## Dual Enrollment: Student Pass Rates Fall '23, Sp.'24



[Click here to see detailed 2015-2024 Grade Data](#)

# Dual Enrollment Summary OUSD DE Data

---

- **8,775+** OUSD students have taken **1+ DE course(s)**
- **38% of OUSD seniors** graduate taking **1+ DE course(s)**
- DE takers are **20% more likely to enroll in postsecondary** than non-DE takers
- **84% average pass DE** with a C or higher
- **680+ DE college courses**, taught by **140+** Peralta instructors, to **15** high schools
- More students **earn college credit from DE than AP**

# Linked Learning: Comprehensive Student Supports

## Class of 2024: Summer Academic Recovery

---

Students continuing to make progress toward graduation requirements:

- **91 seniors** enrolled in Central Summer Academic Recovery at Oakland Tech
- **68 seniors** enrolled in Site-Based Credit Recovery programs

### Site-Based Credit Recovery Programs

- Castlemont
- Dewey/Bunche (Alt.Ed Hub)
- Fremont
- McClymonds
- Oakland High- Site Intervention
- Oakland Tech
- Rudsdale
- Skyline
- Sojourner Truth Remote Independent Study



# Linked Learning: Comprehensive Student Supports

## Credit Recovery: 2023-24 CAR Team Programs


	Number of Students by Program by School						
Programs	Castlemont	Fremont	McClymonds	Oakland High	Skyline	Street Academy	Totals
Academic Recovery: Marking Period Electives	66	23	13				102
Academic Recovery: After School	16						16
Fail Prevention (Tutoring)	7						7
Credit Recovery: Avant Language Testing		36					36
Central Online Academic Recovery		1		9	15	2	27
<b>Total</b>	<b>89</b>	<b>60</b>	<b>13</b>	<b>9</b>	<b>15</b>	<b>2</b>	<b>188</b>

# Linked Learning: Comprehensive Student Supports

## Spring 2024 AP Exams\*

---

- **2171** total AP exams administered at **6** OUSD High Schools
- **24** different AP courses were taken by our students
- **1675** total students across **6** OUSD high schools took at least 1 AP exam
- **5 of 6** OUSD High Schools administered late exams
  - Skyline: 18
  - Oakland Tech: 8
  - Fremont High: 5
  - Oakland High: 2
  - McClymonds: 1



\*Numbers are preliminary. Will be confirmed late August, 2024

# Linked Learning: Comprehensive Student Supports

## 2024 Financial Aid Applications

**Context:** This year, the federal roll-out of financial aid, coupled by errors in California State aid data, made it challenging for students and families to complete applications for financial aid. The financial aid cycle did not open until December 31st, at which point many technical difficulties continued to be barriers for our students and families.

Most notably, students from **mixed-immigration status families** were unable to fully submit FAFSA until late in the cycle, and **school staff lacked access to student-level submission data** until May.

### As of June 3rd, 2024:

- District-wide, **55%** of students had completed an on-time financial aid application.
- **58%** of all students have completed application total (including late submissions)
- **6** of our high schools had completion rates of **70%** or higher

In collaboration with our community-based partners, HSLLO will support students and families to access free financial aid by hosting **two financial aid events** this summer. Our foci are to:

- Follow up with **students who may have accepted four year college admissions without financial aid offer letters**, due to the late processing of student information by college financial aid offices.
- Outreach to students and families **who have not yet completed** financial aid to **ensure that they submit by the September 2nd deadline** (in order to receive full Cal Grant entitlement aid at the community college level).



# Progress Over Time: Overall

	Overall				
	2019	2020	2021	2022	2023
<b>A-G Completion* (12th Grade)</b>	53.5%	53.7%	52.9%	55.5%	53.7%
<b>4-Year Cohort Graduation Rate**</b>	72.2%	72%	71.7%	74.4%	74.1%
<b>On-Track to Graduation***</b>	9th: 57.7% 10th: 40.7% 11th: 51.1%	9th: 67.3% 10th: 45.1% 11th: 53.5%	9th: 57.1% 10th: 49.7% 11th: 42.1%	9th: 55.5% 10th: 41.9% 11th: 47.4%	9th: 66% 10th: 46% 11th: 55%

\*A-G Completion Data for the Class of 2024 will be available from CALPADS in early 2025

\*\*Four-Year Cohort Graduation Rate for the Class of 2024 will be released by CDE in early 2024.

\*\*\*Preliminary data collected in July 2024; additional data for Summer 2023 academic recovery pending.

Source: [www.ousddata.org](http://www.ousddata.org)

# Progress Over Time: African-American Students

	African American Students				
	2019	2020	2021	2022	2023
<b>A-G Completion* (12th Grade)</b>	39.4%	37.5%	40.5%	41.7%	45%
<b>4-Year Cohort Graduation Rate**</b>	75.1%	73%	75.8%	81.2%	76%
<b>On-Track to Graduation***</b>	9th: 43.2% 10th: 35.1% 11th: 40.3%	9th: 57.3% 10th: 34.6% 11th: 45.1%	9th: 43.7% 10th: 41.8% 11th: 34.3%	9th: 45.1% 10th: 33.7% 11th: 36.3%	9th: 57.2% 10th: 40.8% 11th: 48.6%

\*A-G Completion Data for the Class of 2024 will be available from CALPADS in early 2025

\*\*Four-Year Cohort Graduation Rate for the Class of 2024 will be released by CDE in early 2024.

\*\*\*Preliminary data collected in July 2024; additional data for Summer 2023 academic recovery pending.

Source: [www.ousddata.org](http://www.ousddata.org)

# Progress Over Time: Latino Students

	Latino Students				
	2019	2020	2021	2022	2023
<b>A-G Completion* (12th Grade)</b>	49.3%	51.5%	46.6%	49.2%	46.2%
<b>4-Year Cohort Graduation Rate**</b>	61.3%	64.6%	62.8%	63.1%	67.1%
<b>On-Track to Graduation***</b>	9th: 49.5% 10th: 29.4% 11th: 45.8%	9th: 63.6% 10th: 33.4% 11th: 46.5%	9th: 52.5% 10th: 45.9% 11th: 33.4%	9th: 51.9% 10th: 33.6% 11th: 41%	9th: 63.5% 10th: 35.5% 11th: 48%

\*A-G Completion Data for the Class of 2024 will be available from CALPADS in early 2025

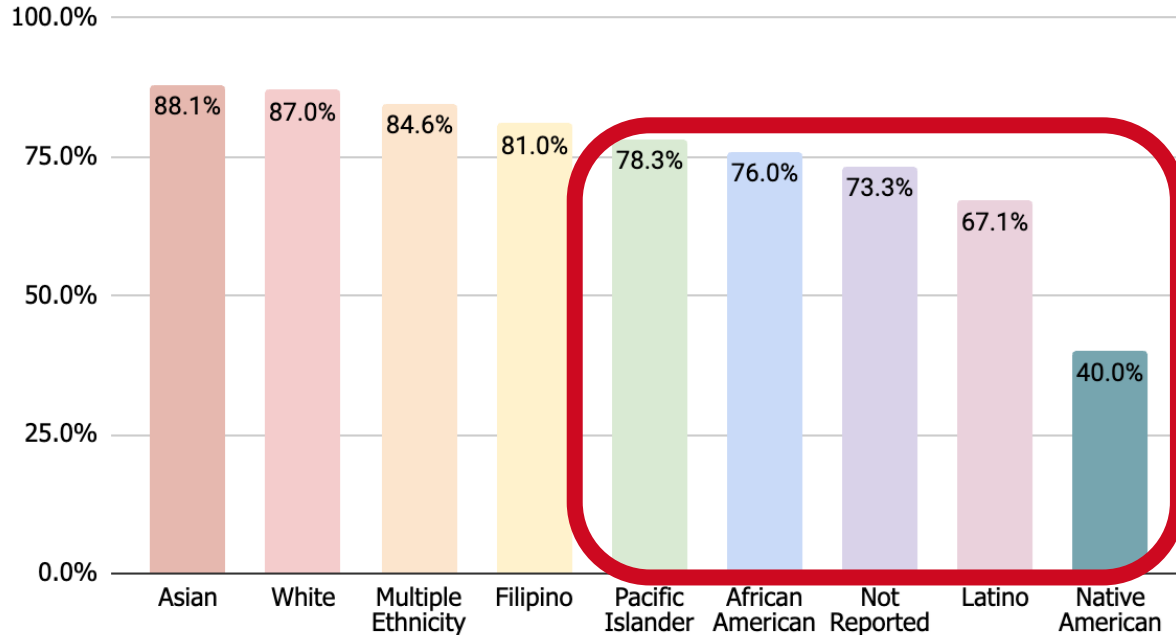
\*\*Four-Year Cohort Graduation Rate for the Class of 2024 will be released by CDE in early 2024.

\*\*\*Preliminary data collected in July 2024; additional data for Summer 2023 academic recovery pending.

Source: [www.ousddata.org](http://www.ousddata.org)

# Our Equity Imperative

OUSD 4-Year Cohort Grad Rate (2023)



# 2024-2025

---

As a HSN, we will use our [Graduate Profile](#) as a guide, and Linked Learning Pathways as the approach to inform system-wide structures and student experiences. Our focus will be on:

- Building the capacity of individuals and teams through targeted professional learning
- Assessment! (LW, Math Interims, i-Ready, Senior Capstone, grading, student well-being)
- Supporting the implementation of board-adopted and vetted teacher created curriculum
- Continuing to implement aligned strategies and actions

# High School Network Strategic Plan

## Supporting Empowered Graduates (2024-2025)

	Focal Area 1: Prepare Students for Post-Secondary Success	Focal Area 2: Provide Systems of Personalized Supports	Focal Area 3: Integrate Real World Learning
Goals	<b>Goal 1: Students will be prepared for post-secondary success</b>	<b>Goal 2: Students will receive support inside and outside the classroom to thrive academically and social-emotionally</b>	<b>Goal 3: Students will experience rigorous and relevant learning that integrates real-world content</b>
Objectives	<ol style="list-style-type: none"> <li>Increase the % of 12th-grade students with completed post-secondary plans and identified post-secondary goals.</li> <li>Increase the % of students with financial literacy skills.</li> <li>Increase the % of students who access college &amp; career awareness and exploration visits, early college credit, and work-based learning opportunities.</li> <li>Increase the % of students accessing a robust Linked Learning pathway experience.</li> </ol>	<ol style="list-style-type: none"> <li>Improve student access to A-G courses.</li> <li>Increase the % of students engaged in discussions about academic and personal goals.</li> <li>Increase the % of students recovering academic credit during the school year.</li> <li>Improve overall student engagement</li> </ol>	<ol style="list-style-type: none"> <li>Improve overall student learning outcomes in literacy and numeracy.</li> <li>Increase the # of teachers consistently implementing <a href="#">Tier I instructional strategies</a> as outlined in OETF Domains 2 and 3.</li> <li>Increase the # of classrooms where students engage in meaningful and rigorous discussions with one another about standards-based, grade-level-appropriate course content.</li> <li>Increase the # of classrooms delivering learning experiences integrating core content, Career Technical Education, and Work-Based Learning.</li> <li>Increase the # of teachers implementing board-adopted curriculum and curriculum-embedded assessments.</li> <li>Increase the # of teachers engaging with research-based instructional improvement strategies.</li> </ol>

# High School Network Strategic Plan Supporting Empowered Graduates (2024-2025)

	Focal Area 1: Prepare Students for Post-Secondary Success	Focal Area 2: Provide Systems of Personalized Supports	Focal Area 3: Integrate Real World Learning
Goals	<b>Goal 1: Students will be prepared for post-secondary success</b>	<b>Goal 2: Students will receive support inside and outside the classroom to thrive academically and social-emotionally</b>	<b>Goal 3: Students will experience rigorous and relevant learning that integrates real-world content</b>
Key Performance Indicators	<ul style="list-style-type: none"> <li>1a. % of students with completed post-secondary plans</li> <li>1b. % of students identified post-secondary goals</li> <li>1c. % of students matriculating into post-secondary education and training programs (2, 4-year colleges, trades, apprenticeships)</li> <li>2a. % of students with completed financial aid applications</li> <li>2b. % of students completing financial literacy courses/workshops/units</li> <li>3a. % of students taking DE courses</li> <li>3b. % of students passing DE with grades of C or better</li> <li>3c. % of students participating in WBL continuum activities:</li> <li>3d. % of students participating in college and career exploration experiences (college visits, career visits, internships, WEE, job fairs)</li> <li>4a. % of students enrolled in LL pathways</li> <li>4b. % of students in pathway cohort classes for at least 50% of their day</li> <li>4c. # of Linked Learning pathways meeting LL quality standards</li> <li>4d. % of students completing CTE pathway course sequences</li> </ul>	<ul style="list-style-type: none"> <li>1a. % of courses in HS master schedules that are A-G aligned</li> <li>1b. % of students enrolled with A-G aligned class schedules</li> <li>1c. % of students on track to graduation each semester</li> <li>2a. % of students participating in a minimum # of counselor 1:1's and classroom engagements per year</li> <li>3a. % of students enrolled in school-year academic recovery (central)</li> <li>3b. % of students enrolled in school-year academic recovery (site-based)</li> <li>3c. % of students earning a grade of C or better in school-year academic recovery courses</li> <li>4a. % of students with satisfactory attendance</li> <li>4b. % of students classified as Chronically Absent</li> <li>4c. % of students suspended</li> <li>4d. # of suspension incidents</li> <li>4e. % of schools where at least 70% of students feel connected to their school, as measured by CHKS</li> </ul>	<ul style="list-style-type: none"> <li>1a. 65% of students reach their growth goals on i-Ready reading assessment</li> <li>1b. 25% or more of students demonstrate grade-level proficiency on curriculum-embedded Math interim assessments</li> <li>2a. % of classrooms/teachers implementing Tier 1 instructional strategies</li> <li>3a. % of classrooms implementing student-to-student talk protocols (as measured by IPG indicator 3D)</li> <li>4a. % of classrooms providing integrated learning experiences as measured by IPG</li> <li>5a. % of students engaging with board-adopted curriculum</li> <li>5b. % of students completing curriculum-embedded assessments</li> <li>5c. % of students demonstrating mastery of grade-level standards on curriculum-embedded assessments</li> <li>6a. # of teachers implementing cycles of inquiry to inform their instructional practice</li> </ul>

# Improving Alignment Across Departments

## High School Work-Plan Tool:

- 1) Incorporates central departments that support high school initiatives
- 2) Asks departments to identify aligned strategies in support of high school key performance indicators

A	B	C	D	E	F	G		
2024-2025 High School Goals, Objectives, and Strategic Actions								
Focal Area	Goals	Objectives	Key Performance Indicators (KPIs)	Spring 2024 - Baseline Data	SpEd Team Lead	Key Collaborator(s)	Strategic Actions - Who	
Focal Area 1: Prepare Students for Post-Secondary Success	Goal 1: Students will be prepared for post-secondary success	Increase the % of 12th-grade students with completed post-secondary plans and identified post-secondary goals.	1a. % of students with completed post-secondary plans	63%				
			1b. % of students identified post-secondary goals	89%				
			1c. % of students matriculating into post-secondary education and training programs (2, 4-year colleges, trades, apprenticeships)	TBD				
		Increase the % of students with financial literacy skills.	2a. % of students with completed financial aid applications	67%				
			2b. % of students completing financial literacy courses/workshops/units	TBD				
			3a. % of students taking Dual Enrollment Courses	30%				
		Increase the % of students who access college & career awareness and exploration visits, early college credit, and work-based learning opportunities.	3b. % of students passing DE with grades of C or better	88%				
			3c. % of students participating in WBL continuum activities	21%				
			3d. % of students participating in college and career exploration experiences (college visits, career visits, internships, WEE, job fairs)	TBD				
			4a. % of students enrolled in Linked Learning pathways (Overall/GenEd/SwD)	89.3%/ 91.4%/ 78.5%				
Increase the % of students	4b. % of students in pathway cohorted classes for at least 50% of their day.	TBD						

2024-2025 HS KPI Dashboard | Academics | CommSchoolsStudSvcs | ELLMA | 9 | Linked Learning | MTSS | Office of Equity | SpEd





## Input from Commission

**Do you have any clarifying or probing questions?**  
**Is there anything that particularly excites you?**