

| Board Office Use: Legislative File Info. | |
|---|------------|
| File ID Number | 25-1705 |
| Introduction Date | 06/26/2025 |
| Enactment Number | |
| Enactment Date | |

Board Cover Memorandum

To Board of Education

From Kyla Johnson-Trammell, Superintendent
Jenine Lindsey, General Counsel
Kelly Krag-Arnold, Director - Office of Charter Schools
Kristy Lu, Analytics Specialist - Office of Charter Schools

Meeting Date June 26, 2025

Subject 2024-2025 Charter School Enrollment Data

Ask of the Board Review and discuss the information presented.

Background The presentation provides certified Census Day enrollment data from Oakland charter schools. Please note that some slides include 2024-25 Census Day Enrollment that has not yet been certified by the State, but there are not expected to be significant changes to the uncertified numbers.

Discussion The Office of Charter Schools can answer Board questions about charter school enrollment data.

Fiscal Impact None

Attachment(s)

- Presentation

2024-25 Charter School Enrollment Overview

*OUSD Office of Charter Schools
June 26, 2025*



**OAKLAND UNIFIED
SCHOOL DISTRICT**

Community Schools, Thriving Students



Goals For Today

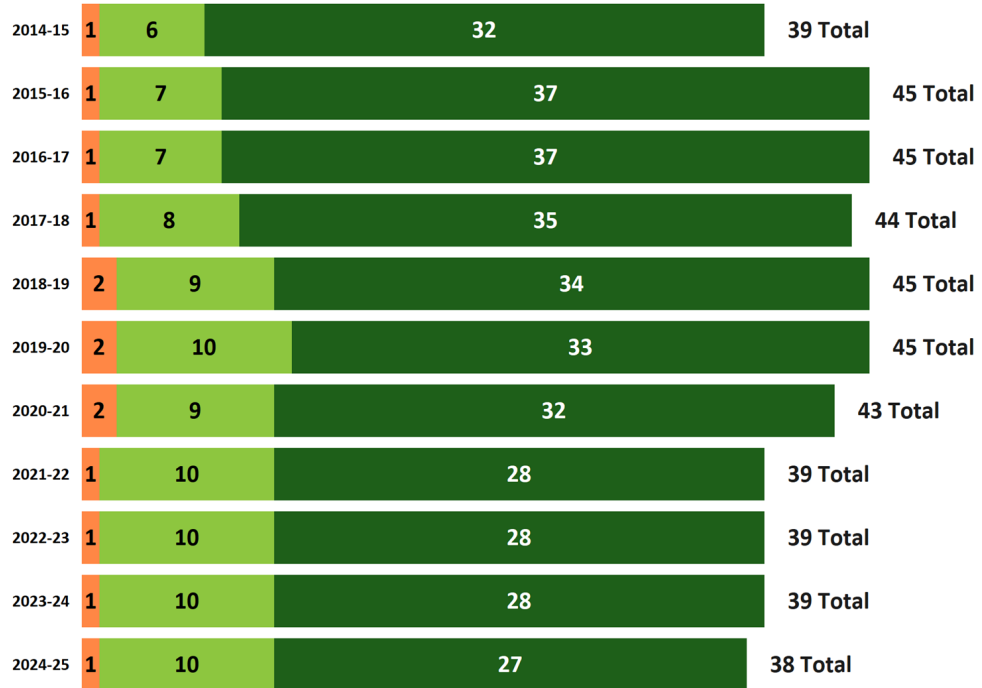
- Provide overview of 2024-25 charter school enrollment data
- Review 2024-25 subgroup data for OUSD-authorized charter schools

Notes on the Data

- ** = Enrollment numbers for 202425 are sourced from the Census Day enrollment spreadsheets that charters submitted to OUSD and are **not** yet certified.*
- *Any slide which references “Oakland Charters” includes information from **all** charter schools located in Oakland (including other authorizers). “OUSD Charters” includes **only** charter schools authorized by OUSD.*

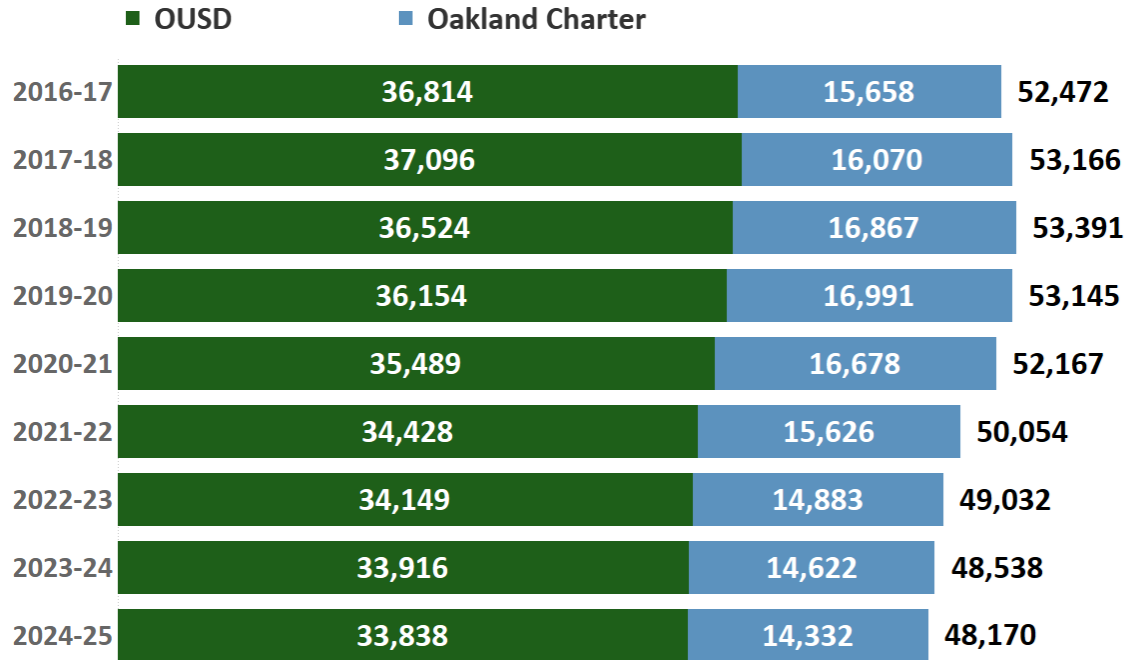
Charter Schools in Oakland, by Authorizer

In 2024-25 there are 38 total charter schools in Oakland. The 27 authorized by OUSD is the lowest number in the past 10 years, while the number authorized by ACOE has slowly increased then remained constant.



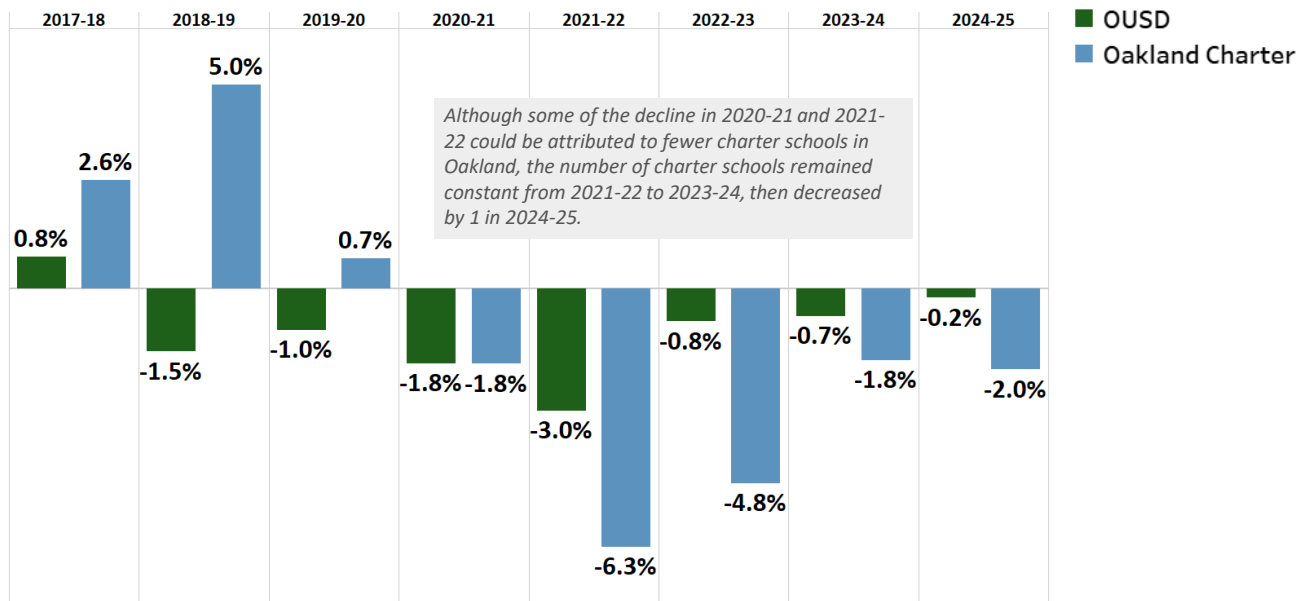
Total Enrollment Over Time, District and Oakland Charter

According to data submitted on Census Day 2024, total Oakland charter enrollment continued to decline for the sixth consecutive year since 2019-2020.



Enrollment Percent Change Over Time

On the whole, Oakland charter school enrollment was growing year to year until 2020-2021. Both Oakland charters and OUSD experience declining enrollment with the onset of the pandemic. Oakland charter schools had been decreasing at a greater rate than OUSD.



Oakland Charter School Enrollment

Of the 38 charter schools in Oakland, 26 schools saw decreases in enrollment this year (compared to 22 last year). Of the 12 schools that increased, 4 schools (below) increased by 10% or more. Of the 26 that decreased, 6 decreased by 10% or more.

| School (Authorizer) | 24-25 Total | Change | % Change |
|---------------------------------|-------------|--------|----------|
| Opportunity Academy (ACOE)** | 175 | +18 | +11.5% |
| Downtown Charter Academy (OUSD) | 305 | +46 | +17.8% |
| Yu Ming (ACOE)* | 959 | +94 | +10.9% |
| Latitude 37.8 (SBE)* | 389 | +39 | +11.1% |

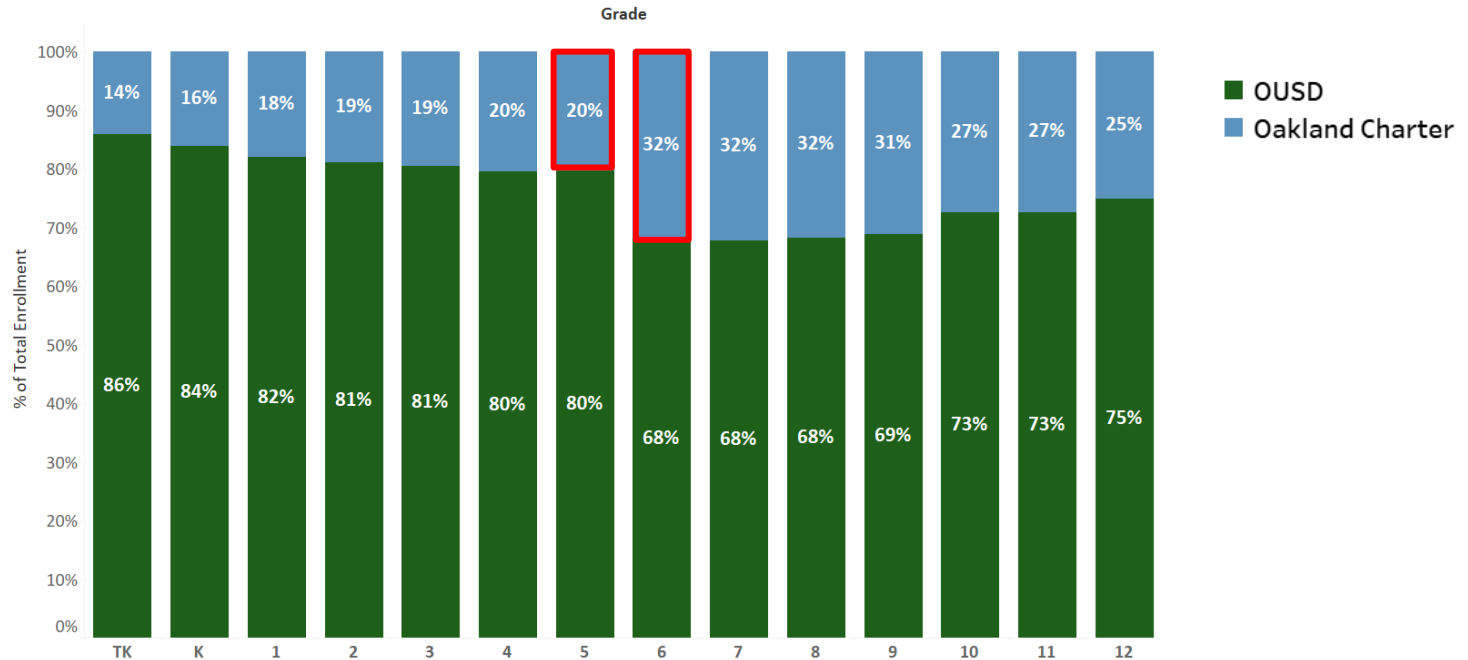
*In the process of expanding enrollment per charter petition and/or adding a grade.

**Dependent charter of ACOE

| School (Authorizer) | 24-25 Total | Change | % Change |
|----------------------------------|-------------|--------|----------|
| Aurum Preparatory Academy (ACOE) | 93 | -29 | -23.8% |
| LPS Oakland R&D (OUSD) | 173 | -45 | -20.6% |
| Alternatives in Action (ACOE) | 106 | -26 | -19.7% |
| Bay Tech (OUSD) | 255 | -54 | -17.5% |
| Aspire Triumph Tech (OUSD) | 217 | -28 | -11.4% |
| East Bay Innovation (OUSD) | 451 | -51 | -10.2% |

2024 -25 Enrollment Percentage by Grade

The proportion of Oakland students attending Oakland charter schools increases between 5th grade and 6th grade.



Non-Oakland Resident Enrollment, Oakland Charter and District

Listed below are the top 10 Oakland charters and district schools with the highest proportion of non-Oakland residents, respectively.

| Charter School | 24-25 Non-Oakland Resident Percent of Total Enrollment* |
|------------------------------------|---|
| Yu Ming (ACOE) | 58.4% |
| Aspire Berkley Maynard (OUSD) | 45.4% |
| Opportunity Academy (ACOE) | 38.4% |
| Oakland Military Inst. (OUSD) | 31.6% |
| Francophone Charter (OUSD) | 24.5% |
| Oakland School for the Arts (OUSD) | 23.4% |
| Latitude High (SBE) | 17.4% |
| Downtown Charter Academy (OUSD) | 15.8% |
| American Indian High (OUSD) | 13.9% |
| Urban Montessori (ACOE) | 13.8% |

| District School | 24-25 Non-Oakland Resident Percent of Total Enrollment* |
|-----------------------|---|
| Gateway | 14.3% |
| McClymonds | 8.7% |
| Carl Munck | 7.8% |
| Oakland International | 7.0% |
| Bunche | 6.7% |
| Piedmont | 5.7% |
| Sojourner Truth | 5.6% |
| Madison Primary | 5.2% |
| Lincoln | 4.6% |
| Burckhalter | 3.9% |

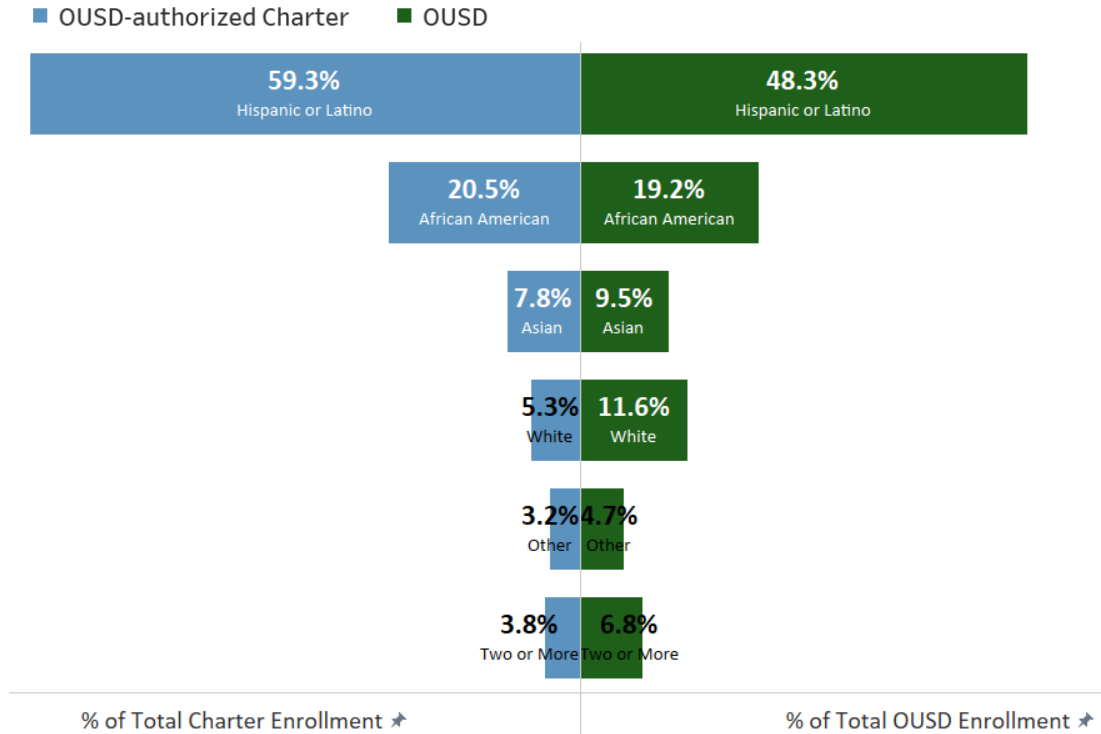
*2024-25 Enrollment number is not verified by CDE



2024 -25 Student Group Data

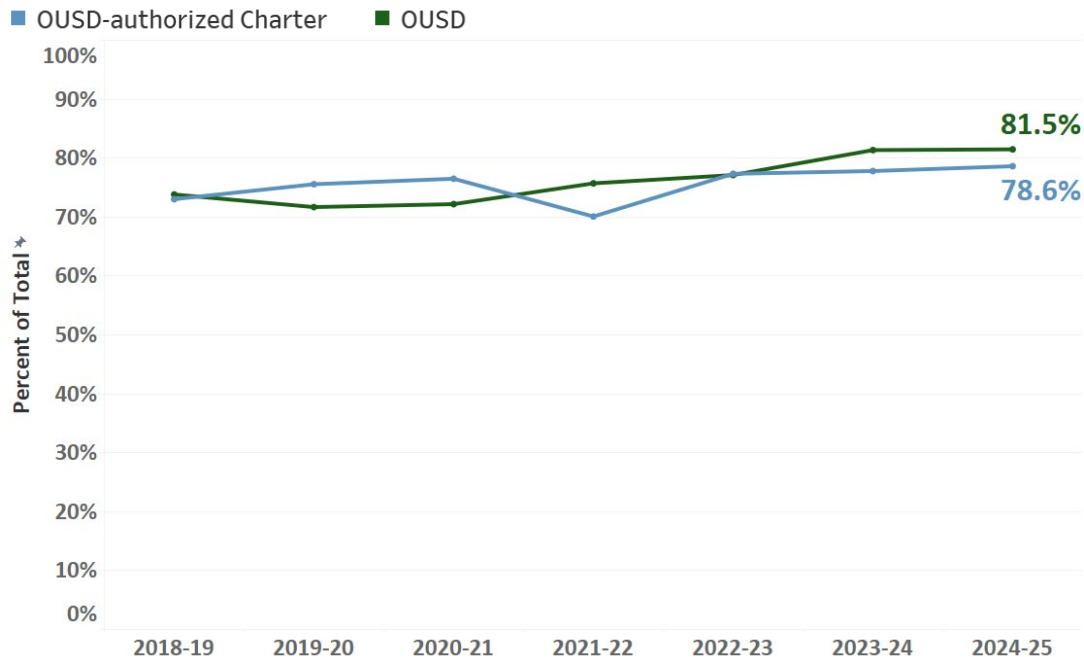
For OUSD-authorized charter schools and OUSD District schools only

2024 -25 Demographics: Race and Ethnicity



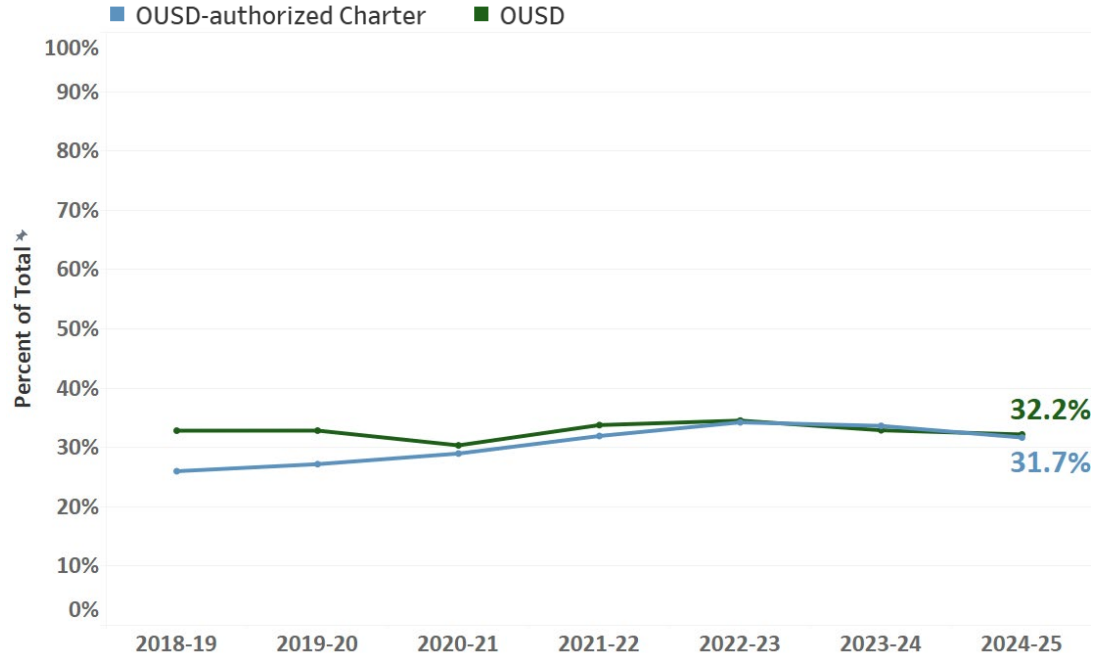
2024 -25 Demographics: Socioeconomically Disadvantaged Students

Over the past 7 years, OUSD charter schools generally have had a higher percentage of socioeconomically disadvantaged (SED) students than OUSD, until 2021-22, the proportion of SED students enrolled at OUSD charter schools fell below or equal to the proportion of students enrolled in OUSD.



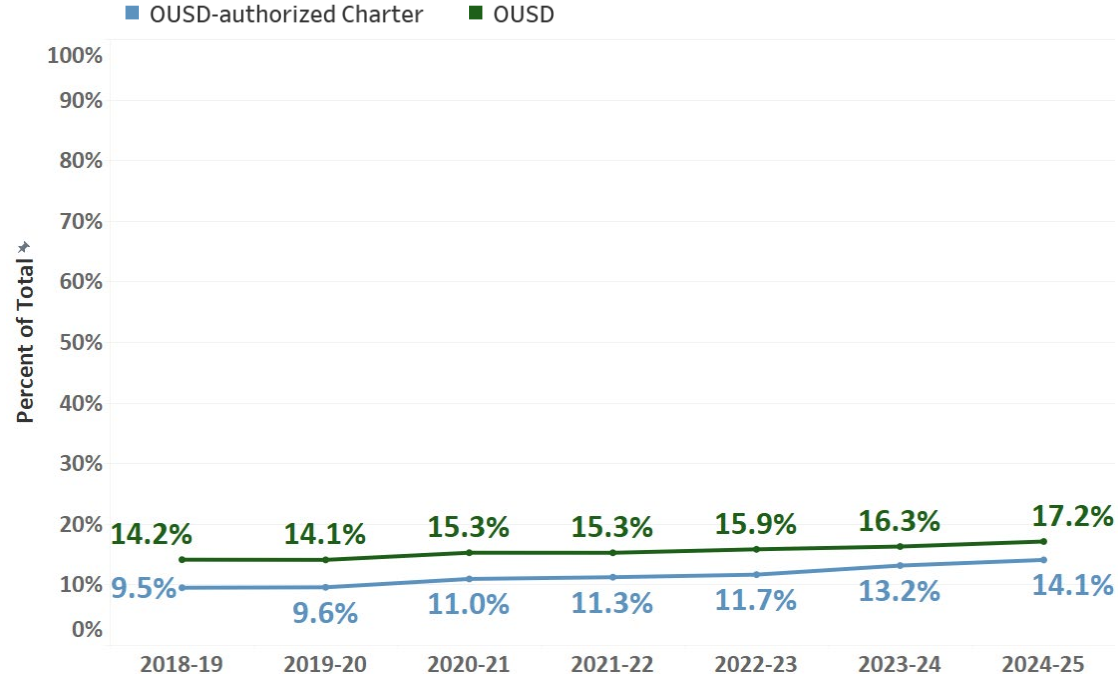
2024 -25 Demographics: English Language Learners

Over the years, the gap between OUSD and OUSD charter school's English Language Learner (ELL) enrollment percentage has narrowed . In 2024-25, the proportion of ELL students enrolled in OUSD charters was marginally lower than the proportion of ELL students enrolled in OUSD.



2024 -25 Demographics: Students with Disabilities

The percentage of OUSD students with disabilities generally hovers about 4 percentage points higher than the percentage of OUSD charter school students with disabilities, with the exception of the last couple of years where the gap was about 3 percentage points.



Appendix A: OUSD-Authorized Charter Enrollment 2023 -24 and 2024 -25

| School | 2023 -24 Enrollment | 2024 -25 Enrollment | Change | Percent Change |
|--|---------------------|---------------------|--------|----------------|
| Achieve Academy | 542 | 537 | -5 | -0.9% |
| AIMS College Prep High | 368 | 386 | 18 | +4.9% |
| AIMS College Prep Middle | 212 | 200 | -12 | -5.7% |
| American Indian Public Charter School II | 628 | 617 | -11 | -1.8% |
| ARISE High | 400 | 396 | -4 | -1.0% |
| ASCEND | 481 | 493 | 12 | +2.5% |
| Aspire Berkley Maynard Academy | 497 | 515 | 18 | +3.6% |

Appendix A: OUSD-Authorized Charter Enrollment 2023 -24 and 2024 -25

| School | 2023 -24 Enrollment | 2024 -25 Enrollment | Change | Percent Change |
|--|---------------------|---------------------|--------|----------------|
| Aspire College Academy | 203 | 206 | +3 | +1.5% |
| Aspire Golden State College Preparatory Academy | 436 | 405 | -31 | -7.1% |
| Aspire Lionel Wilson College Preparatory Academy | 406 | 392 | -14 | -3.4% |
| Aspire Monarch Academy | 402 | 374 | -28 | -7.0% |
| Aspire Triumph Technology Academy | 245 | 217 | -28 | -11.4% |
| Bay Area Technology | 309 | 255 | -54 | -17.5% |
| Downtown Charter Academy | 259 | 305 | +46 | +17.8% |

Appendix A: OUSD-Authorized Charter Enrollment 2023 -24 and 2024 -25

| School | 2023 -24 Enrollment | 2024 -25 Enrollment | Change | Percent Change |
|---------------------------------------|---------------------|---------------------|--------|----------------|
| East Bay Innovation Academy | 502 | 451 | -51 | -10.2% |
| Francophone Charter School of Oakland | 331 | 324 | -7 | -2.1% |
| KIPP Bridge Academy | 487 | 520 | +33 | +6.8% |
| Learning Without Limits | 354 | 335 | -19 | -5.4% |
| Lighthouse Community Charter | 554 | 549 | -5 | -0.9% |
| Lighthouse Community Charter High | 302 | 281 | -21 | -7.0% |
| Lodestar | 739 | 723 | -16 | -2.2% |

Appendix A: OUSD-Authorized Charter Enrollment 2023 -24 and 2024 -25

| School | 2023 -24 Enrollment | 2024 -25 Enrollment | Change | Percent Change |
|---|---------------------|---------------------|--------|----------------|
| LPS Oakland R & D | 218 | 173 | -45 | -20.6% |
| Oakland Charter Academy | 223 | 222 | -1 | -0.4% |
| Oakland Charter High | 359 | 330 | -29 | -8.1% |
| Oakland Military Institute, College Preparatory Academy | 518 | 480 | -38 | -7.3% |
| Oakland School for the Arts | 780 | 828 | +48 | +6.2% |
| Oakland Unity High | 304 | 295 | -9 | -3.0% |



Appendix B: Fast Facts

Linked on OCS website [here](#)