

Superintendent Report

Superintendent, Dr. Kyla Johnson-Trammell
June 7, 2023



**OAKLAND UNIFIED
SCHOOL DISTRICT**

Community Schools, Thriving Students

Our Vision

All OUSD students will find joy in their academic experience while graduating with the skills to ensure they are caring, competent, fully-informed, critical thinkers who are prepared for college, career, and community success.

Our Mission

Oakland Unified School District (OUSD) will build a Full Service Community District focused on high academic achievement while serving the whole child, eliminating inequity, and providing each child with excellent teachers, every day.



Superintendent Report Overview

School Highlights

Seal of Biliteracy Acknowledgement

Class of 2023, AP Exam & High School Updates

Summer Learning and Summer School Update

Attendance Update

Enrollment Update





Highlights from Schools

Madison Park Academy Class Celebrates Student Growth at End of Year with Tea Party



Shalonda Tillman's class of 3rd graders at Madison Park Elementary School had a special end of year celebration. The students got all gussied up, and enjoyed a tea party with lots of tasty snacks.


The party was to celebrate all the growth the students did during the school year. Each of the students met or exceeded their growth goals on iReady testing.

In reading, out of 27 students, 18 of them made at least 104% progress and as much as 386% progress. In math, 20 students made at least 100% progress and as much as 197% progress. Remarkable numbers to be sure, and no doubt deserving of a tea party!

Initiative: Strong Readers

www.ousd.org/strategicplan

OUSD Holds Annual Earth Month Art Contest, Receives 134 Entries from Students of All Ages



This is Nicky from Stonehurst CDC who says we can protect the earth by recycling and “doing more art” with the recycled materials. He was one of the entrants in the annual OUSD Earth Month Art Contest.

Earth Day was April 22. We asked OUSD students to share their visions of how they rethink their waste before they toss. They created any kind of piece they wanted including videos, drawings and paintings, and models like Nicky’s.

All winners and participants received prizes and/or goodie bags. Congratulations to all participants!

In partnership with StopWaste, Alameda County’s Solid Waste Authority, many students also submitted their pieces to the StopWaste, “May the 4Rs Be With You” Contest.

Initiative: Joyful Schools

www.ousd.org/strategicplan

OUSD Graduation Season Begins with Oakland High and Ends with OACE



Initiative: Empowered Graduates

www.ousd.org/strategicplan

OUSD celebrated a total of 19 graduations from Monday, May 22 through Thursday, June 1. High schools across the District had their commencement ceremonies on their campuses, or at special locations, such as Cal State East Bay and Mills College.

Also celebrating graduations were our Young Adult Program and our Adult & Career Education (OACE) schools.

It is always one of my favorite things to attend our commencement ceremonies, and I know our Board Directors were thrilled to be there, as well.

Here is one of my favorite graduation photos from this year. It shows a proud Dewey Academy graduate and her child, who was also dressed for the occasion.



Seal of Biliteracy Acknowledgement

Join us in recognizing the 2023 Recipients of the CA Seal of Biliteracy

The Seal is a state-issued distinction earned by graduating seniors who have demonstrated proficiency in English and at least one other language.

The Seal is affixed to the students' diploma and the recognition included in their official transcript.



State-determined Criteria

Proficiency in English

A grade point average of 2.0 or above in English Language Arts.

AND

“Standard Met” achievement level on the 11th grade SBAC in English Language Arts.

Proficiency in another language

- World Language exam (AP or AVANT).

OR

Four-year high school course of study in a world language with an overall grade point average of 3.0 or higher + oral language exam.

By the Numbers

177 Seals awarded across 9 schools.



4 languages awarded: Spanish, Arabic, Chinese, French.

50% of the 2023 graduating class of both **CCPA** and **Life Academy** received the Seal!



Our goal is to award at least 250 graduates the Seal by 2025 and 450 by 2030!

Congratulations to the 2023 Seal of Biliteracy Recipients!

2023 Seal of Biliteracy Recipients

Castlemont High

Angela Gil
Ernesto Galaviz
Paula Lujan Cabrales

Coliseum College Prep Academy

Alexis Amezcua Collazo
Andy Castillo
Axel Pioquinto-Hernandez
Bryan Pablo
Daisy Rodriguez-Flores
Dariana Canizalez
David Caamano
Diana Contreras
Diana Montejó-Miranda
Elizabeth Serrato
Emiliano Avila Cerna
Gabriel Segura
Galilea Galo
Ivan Ahumada
Jackeline Ceja Torres
Jazmine Reyes Robles
Jonathan Montoya-Vasquez
Joseph Lopez
Karla Cervantes
Katerin Jeronimo
Manuel Munguia Ruiz
Maureen Cota-Cota
Melani Ruan-Gaytan
Moses Rivera Ocampo
Oscar Arana Diaz
Rubi Contreras-Camacho
Swzan Al-Gubari
Valerie Gutierrez Castillo
Walter Menjivar-Cortes
William Martinez Paez

Fremont High

Aaliyah Aceituno
Athziri Martin Ortega
Claudia Jeronimo-Matias
Edgar Pablo-Mejia
Edwin Martinez Perez
Emmanuel Perez Mendoza
Gabriel Madrid Hercules
Gloria Escobar
Jose Castro
Kimberly Higareda
Sherlin Guiza
Sherly Orozco-Ambracio
Siurave Quintanilla-Vasquez

Madison Park

Aimee Martinez
Ana Quintero
Anahi Vasquez
Astrid Renoj Oyalve
Braulio Ferrer
Cesar Marquez Palafox
Crystal Vega - Aguilar
Dany Santos Diaz
Diego Ibarra
Dolores Rodriguez
Eleazar Sanchez
Emmanuel Robles Briseno
Esmeralda Govea
Fernando Briseno
Habeeb Tiamiyu
Jaime Vasquez
Jorge Cisneros
Juan Alvarez De Leon
Juliana Urrea- Meza
Luvia Najera Martinez
Luis Gonzalez Leon
Omar Quintanilla
Roberto Gutierrez-Flores
Roman Guerrero Mora
Ulises Oseguera

Life Academy

Aida Pablo Perez
America Torres-Gomez
Amy Mireles Moreno
Angel Gutierrez Solorio
Angelina Matias-Pablo
Arelí Chavez Navarro
Armando Gonzalez Espinoza
Cesar Sanchez
Christian Mejia-Flores
Divianca Martinez Marquez
Douglas Ramos-Mikery
Edith Morales Munoz
Elizabeth Castillo
Emily Rangel-Esquivel
Erick Gutierrez
Esmeralda Pena-Sanchez
Ivan Guerrero
Jennifer Rodriguez
Jesus Celis-Garcia
Jesus Ramirez Salcido
Johana Aviles
Joshua Cruz
Juan Gil-Guerrero
Madelyn Figueroa-Villatoro
Melissa Luis
Nahum Efigenio
Omar Cox Diaz
Sugeiry Gutierrez Perez
Xavier Gonzalez
Yadira Bugambilia

2023 Seal of Biliteracy Recipients

MetWest High

Alejandro Mora Mendez
Alondra Pantoja Diaz
Antonia Lucas Carrillo
Brianna Gonzalez-Rodriguez
Christopher Estrada Guzman
Gabriel Garcia Gonzalez
Katherine Santana Aguilar
Maria Ramirez-Vicente
Ramses Moreno
Yajaira Flores Rodriguez

Oakland High

Edgar Pinedo
Elia Reynaga
Elizabeth Feng
Gilberto Bolanos
Heidi Buenrostro Guzman
HuiYing Huang
Ixchel Arista
Jackelin Ramirez-Mendoza
Jamie Diaz-Mendez
Laiza Reconco
Litzy Reconco
Natalie Gallegos Chavez
Rodrigo Guzman Gonzalez
Samuel Galdamez Pineda
ShiYue Feng
Victor Diaz
Ydalid Zepeda Rodriguez
Yi Wen Huang

Oakland Tech

Alexandra Fiske
Alistair McEvilly
Bi Wei Ma
Citlali Carcamo-Knight
Daniel Bason
Emily Ochoa-Cortez
Eslie Cheeks
Ethan Goodwin
Fiona McGilly
Gabriela Navarro Moynihan
HaoYu Lin
Hui Lam Yu
Jennifer Bibiano
Johara Aguilera Martinez
Kylie McDonough
Lauren McDaniels
Marc Mendelson-Reyes
Nina Lukacs
Niobe Njissang
Noel Amador Pena
Ofelia Perez Pablo
Ruby Burg-Naughton
Ryan Pham
Samuel Briant
Satya Zamudio
Theodora Fort
Theodore Darci-Maher
Xiao Hui Chen
Zoe King

Skyline

Andy Ixtabalan Argueta
Anthony Nguyen
Cassie Giner-Martin
Emily Calderon Tadeo
Emily Fong
Irma Nathaly Mendoza-Gomez
Isidro Hernandez Cardenas
Ivania Torres-Salinas
Jaylen Hett
Joselin Recinos
Lauren Ashford
Lucrezia Castellanos
Malcolm Schwartz
Nazha Navarro
Olivia Wenzler
Ronan Cavanaugh
Yadira Maldonado Castellanos
Zachary Louie
Zoe Graham

2023 Seal of Biliteracy Recipients



Graduation Data Update

Class of 2023 Graduation Data



Please note: Initial 4-year cohort graduation data for the Class of 2023 will be available in August 2023. Final cohort graduation data will be available in December 2023. Preliminary graduation counts based on local data will be available mid -June

Class of 2023: Summer Academic Recovery

Students continuing to make progress toward graduation requirements:

203 seniors enrolled in Central Summer Academic Recovery at Oakland Tech

107 seniors enrolled in Site-Based Credit Recovery programs

Site-Based Credit Recovery Programs

Castlemont
Dewey/Bunche (Alt.Ed Hub)
Fremont
McClymonds
Oakland High- Site Intervention
Oakland International
Oakland Tech
Rudsdale
Skyline
Sojourner Truth Remote Independent Study



Senior Capstone Projects & Presentations


- Senior projects/capstones are comprised of an 8-10 page research paper, a 10-15 minute oral presentation, and in many pathways, complete a community action project.

Seniors investigate a social issue and conduct research, including interviews with university and industry experts, on promising solutions from their pathway's career sector.

Over 20 Capstone presentation events were held throughout April-May 2023.

Seniors at 100% of OUSD High Schools (comprehensive and Alternative Ed) completed Senior Projects/Capstones.

Capstone presentations were open to school and District staff as well as community members and industry partners.



Seniors from **Oakland High's** Public Health Academy presented their capstone project research to school and community members on May 9th at Merritt College.


Senior Capstone Highlights



Castlemont seniors presented group projects focused on redesign proposals for the Arroyo Viejo Creek area to OUSD staff and industry partners as part of their Sustainable Urban Design Capstones.



Seniors at **MetWest** High School participated in a showcase event where students presented their reflections about their year-long internship experiences to other students, staff, and community members.



Oakland High seniors in the Environmental Science Academy, Law and Social Justice Academy, & IDEA presented on their action projects.



High School Central Academic Recovery



- The Central Academic Recovery (CAR) Team was established by the HS Linked Learning Office in January 2022 to **provide students with year-round credit recovery opportunities** as a result of needs exacerbated by the COVID-19 pandemic. In addition to direct student service in the form of credit recovery courses, the CAR team also focuses on building the **capacity of school site counselors and administrators** to build proactive credit recovery opportunities into schools' master schedules and through innovative, grant-funded pilots. The **CAR Team is comprised** of one Assistant Principal, one School Counselor, two Teachers on Special Assignment, and one Administrative Assistant.

2022-23 CAR Team Programs

	Number of Students by Program by School						
	Castlemont	Fremont	McClymonds	O High	Skyline	Street Academy	Total
Credit Recovery: School Day	66	23	13				102
Credit Recovery: After School	16						16
CAR Online Academic Recovery		1		9	15	2	27
World Language Credit: Avant Lang Testing		36					36
Fail Prevention: Tutoring	7						7
Totals	89	60	13	9	15	2	188

CAR Team Impact: By The Numbers

Credit Recovery in 2022 -23:

In-person academic recovery: **26% pass rate** (34/130)
Online academic recovery: **89% pass rate** (16/18)
36 students earned World Language validation credit
(equivalent to 20 World Language credits/student = 720 credits)

Promising Practices:

No Fail model implemented in Academic recovery courses
Authentic partnership with site leadership teams at focal schools allowed for targeted student support
Proactive and frequent communication with families of students in AR classes helped increase attendance

Areas for Growth:

Although pass rates for online classes were high, number of students served was lower than expected
Ongoing partnership with sites, students, and families is needed to engage highest-need students with attendance to increase the number of students participating in Academic Recovery
Include CBOs in school year to enhance AR options & boost student engagement
Need to build AR into master schedules in the spring for following school year

3 Focal Schools where school day & after school academic recovery classes are offered:

- Castlemont High School
McClymonds High School
Fremont High School

8 schools served by Summer HAck 2022/23:

Oakland Street Academy
Metwest
Sojourner Truth Life Academy
Oakland High School
Oakland Tech
Skyline High School
Madison Park Academy


7 schools supported to run innovative credit recovery pilots during the 2022 -2023 school year:

Castlemont High School
McClymonds High School
Fremont High School
Madison Park Academy
Oakland Tech
Oakland High
Skyline

4 schools served by Online Academic Recovery:

Fremont
Oakland High
Skyline
Street Academy

CAR Team Spotlight: Summer HAcK




- ★ 60% of students surveyed said, “I learned information in my classes that made me feel confident for starting the year in August.”
- 77% of students surveyed said, “I believe my teacher wanted me to succeed.”
- 71% of students surveyed said, “when we went over my transcript, it helped me to understand what I needed to graduate.”

Spring 2023 AP Exams

- **19** Advanced Placement Exams held between May 1 - May 26 across **7** high schools
2,550 individual exams completed (final numbers will be available from College Board in late summer/early Fall)

Rescheduled Exams:

- Fremont: **5** exams (149 students)
- Oakland Tech: **1** exam (25 students)



AP Exam	CCPA	Fremont	Madison Park Academy	McClymonds	Oakland High	Oakland Tech	Skyline	TOTAL BY EXAM
Art and Design: AP Digital Portfolio						37	46	83
Biology		22		14	27	34	36	133
Calculus AB	26		16		5	83	35	165
Calculus BC					19	11	12	42
Chemistry				4	25	11		40
Chinese Language and Culture							9	9
Computer Science Principles	90				69	98	27	284
English Language and Composition		26		16			125	167
English Literature and Composition				15		127	73	215
Environmental Science	127					79	52	258
French Language and Culture							1	1
Human Geography							28	28
Physics C: Mechanics					7	19	11	37
Seminar				38				38
Spanish Language and Culture	29	48			13	10	17	117
Statistics					56	69	84	209
US Government and Politics				14		203	44	261
US History		29		14		181	79	303
World History: Modern		28		23	21		88	160
TOTAL AP EXAMS BY SITE	272	153	16	138	242	962	767	2550



Summer Learning and Summer School Update

What's New in Summer Learning?



- **ELOP funding means more community organizations, more funding for 9 hour programs, Field Trips for 4,000 students!**
- **Enrollment goal PK-Adult Ed - 7,500**
- **SPED Inclusion- Students embedded into full day general education programs including enrichment with supports**
- **2 big newcomer hubs - Oakland International HS (+200) and Esperanza (+200)**
- **Most sites are filled with waiting list. Contact program leader to inquire regarding openings.**
- **[Click here](#) for a list of district programs.**

OUSD SUMMER OF MAGIC 2023 READY WEEK

[Click here to see how we
get our staff ready for
Summer!](#)

May



AFTER SCHOOL & SUMMER
expanded
LEARNING
programs




OAKLAND UNIFIED
SCHOOL DISTRICT
Community Schools, Thinking Students



TK-8 Summer Programs

- **Bridge to K at most Elementary Summer Sites**
- **Small group literacy with weekly family engagement with Springboard Collaborative across 11 elementary sites**
- **5 weeks/9 hours of daily programming available, includes 3 hours of academic instruction from OUSD teachers, plus enrichment, field trips, games, art and music-based activities with Community Orgs/Lead Agencies.**
- **Oakland Fine Arts Summer School - Glenview; Music Camp - Roosevelt**
- **Add'l Independent programs - Acta Non Verba, East Oakland Boxing Association, Aim High, Freedom Schools, Soccer without Borders, Girls Rock Camp, Pre-Collegiate Academy, East Oakland Youth Development Center, Youth Employment Partnership**



High School Summer Learning



2,107 9th - 12th graders enrolled in summer programs

- Potential to earn 10 credits
- Removing a D or F from transcript
- Raising GPA
- Staying on track to graduate, A-G Eligible

Summer 2023 Exploring College, Career & Community Options (ECCCO)

- 530 ECCCO Internships
- Concurrent Enrollment Guide for students and families
- 2023 Confirmed Summer Internship Opportunities
- student-facing link to the Peralta Institute opportunities
- The demonstration of mastery for student internships is July 13th



Attendance Update

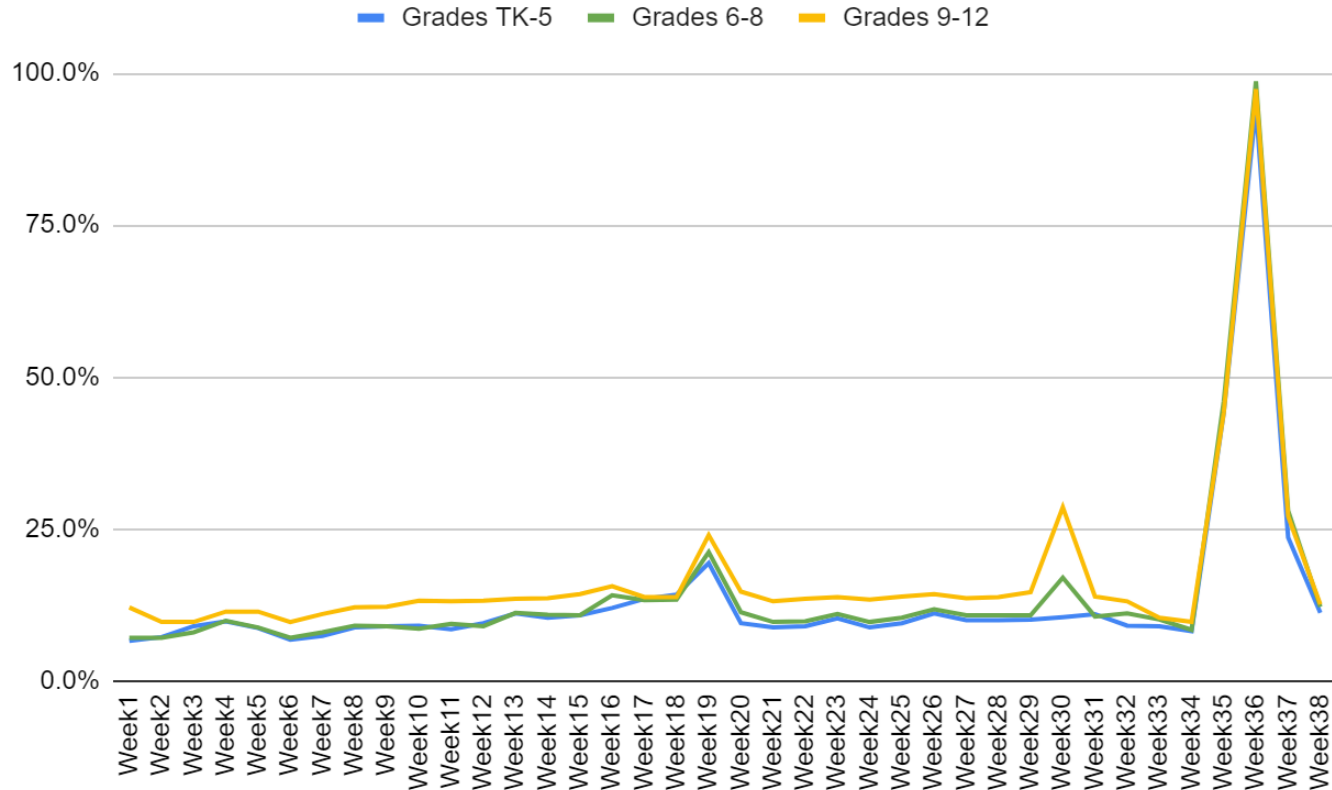
Overall Attendance Update* (Aug 8-May 25)

Grade level	All Students	ELL	Newcomer	SPED	Unhoused **	Foster	African American	Asian	Latino	White
Gr TK-5 (enrollment)	86% (17598)	86% (6476)	86% (1398)	84% (2887)	82% (450)	85% (44)	83% (3259)	91% (1848)	86% (7765)	89% (2486)
Gr 6-8 (enrollment)	85% (6582)	85% (1937)	86% (378)	82% (1166)	83% (268)	80% (26)	82% (1406)	89% (567)	85% (3290)	89% (655)
Gr 9-12 (enrollment)	82% (9253)	80% (2651)	80% (1265)	79% (1603)	78% (705)	72% (66)	80% (2125)	88% (992)	81% (4588)	87% (792)

*Sojourner Truth NOT included.

** Number of unhoused students is low at the beginning of the school year as data is still being entered into the system.

Weekly Attendance Rate (Aug 8-May 25)





Enrollment Update

Enrollment Grade Span to Census Day (TK-12)

Grade Span	Projected Enrollment	Aeries Day-5 8/12/22	Actual Day-5 Count 8/12/22	Aeries Day-20 9/2/22	Actual Day-20 Count 9/2/22	Aeries Day-30 9/16/22	Aeries Day-35 9/23/22	Aeries Day-40 9/30/22	Aeries Census Day 10/5/22
General Ed Enrollment TK	740	633	675	698	681	700	704	707	709
General Ed Enrollment K-5	16,057	16,150	16,097	16,326	16,295	16,358	16,399	16,408	16,403
General Ed Enrollment 6-8	6,427	6,358	6,201	6,363	6,353	6,367	6,369	6,382	6,379
General Ed Enrollment 9-12	8,519	9,385	8,303	9,362	9,063	9,201	9,204	9,187	9,190
Total General Ed Enrollment TK-12	31,743	32,526	31,276	32,749	32,392	32,626	32,676	32,684	32,681
SDC Enrollment TK-12	1,695	1,468	1,421	1,450	1,370	1,438	1,438	1,429	1,450

Census Day 21-22: 34,428

Census Day 22-23: 34,118

-176 Students

The preliminary Census Day numbers are used to drive OUSD's projections for the 2022-23 school year. These numbers will fluctuate post-Census day and are certified in by the state in January.

Adopted Budget 22-23: 33,208

Enrollment Projections

Projections are the foundation of the District structure and drive district- and site-level decision making around budget, staffing, and program.

Projections

Budget

Base Staffing

Programs



School site projections in the 2/8/2023 Superintendent Report

Grade Span	Actual Census Day Counts from CALPADS					2018-19 to 2022-23	Projections	
	2018-19	2019-20	2020-21	2021-22	2022-23	4-Year Annualized Change	Projection 2023-24	Change 22-23 to 23-24
TK	602	559	529	584	758	39	959	201
K	3173	3128	2811	2887	2791	-96	2677	-114
1	3244	3180	3078	2837	2944	-75	2817	-127
2	3138	3152	3067	2880	2802	-84	2823	21
3	3112	3079	3060	2890	2830	-71	2712	-118
4	3095	3061	3036	2887	2817	-70	2749	-68
5	3134	3001	2961	2830	2825	-77	2683	-142
6	2276	2305	2365	2291	2248	-7	2191	-57
7	2421	2264	2314	2289	2253	-42	2236	-17
8	2350	2427	2294	2288	2241	-27	2256	15
9	2330	2511	2297	2341	2327	-1	2400	73
10	2466	2453	2545	2339	2426	-10	2451	25
11	2519	2405	2454	2444	2374	-36	2367	-7
12	2571	2559	2606	2645	2505	-17	2362	-143
Total	36431	36084	35417	34432	34141	-573	33683	-458

> 3% decrease

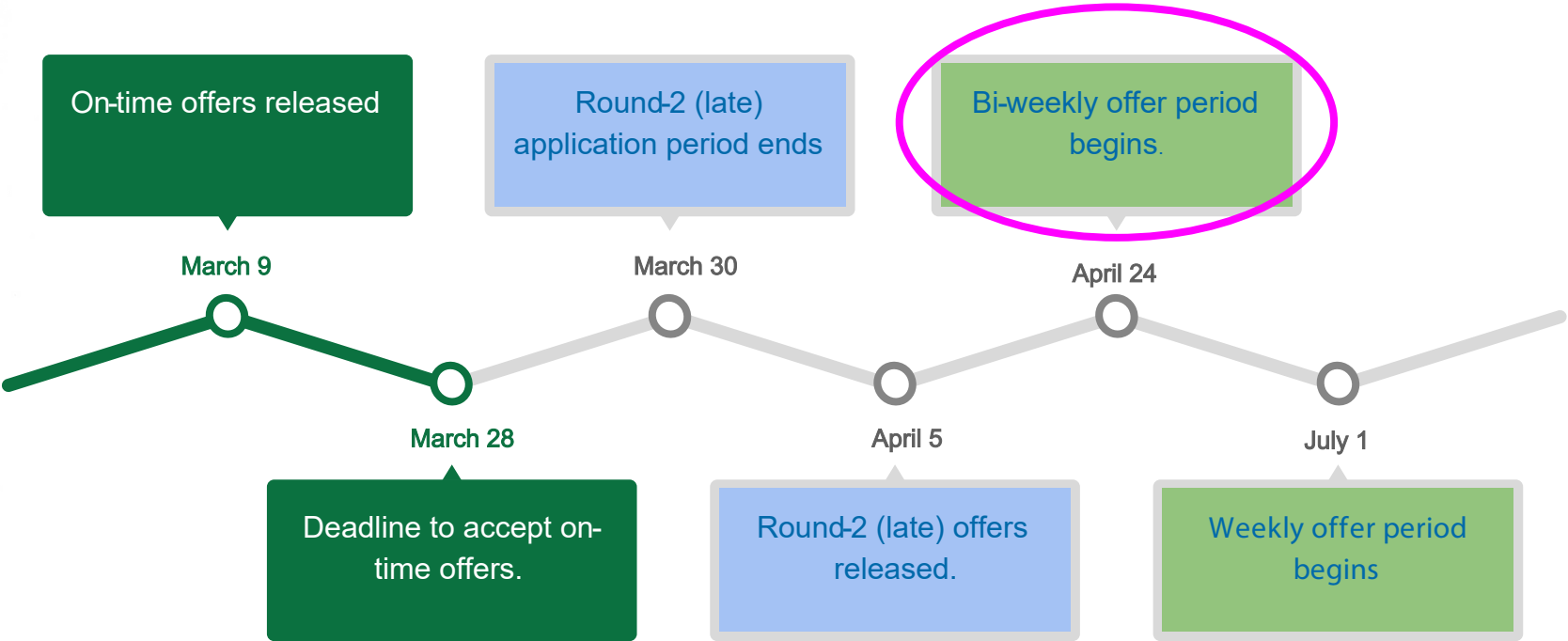
1% - 3% decrease

+/- 1% change

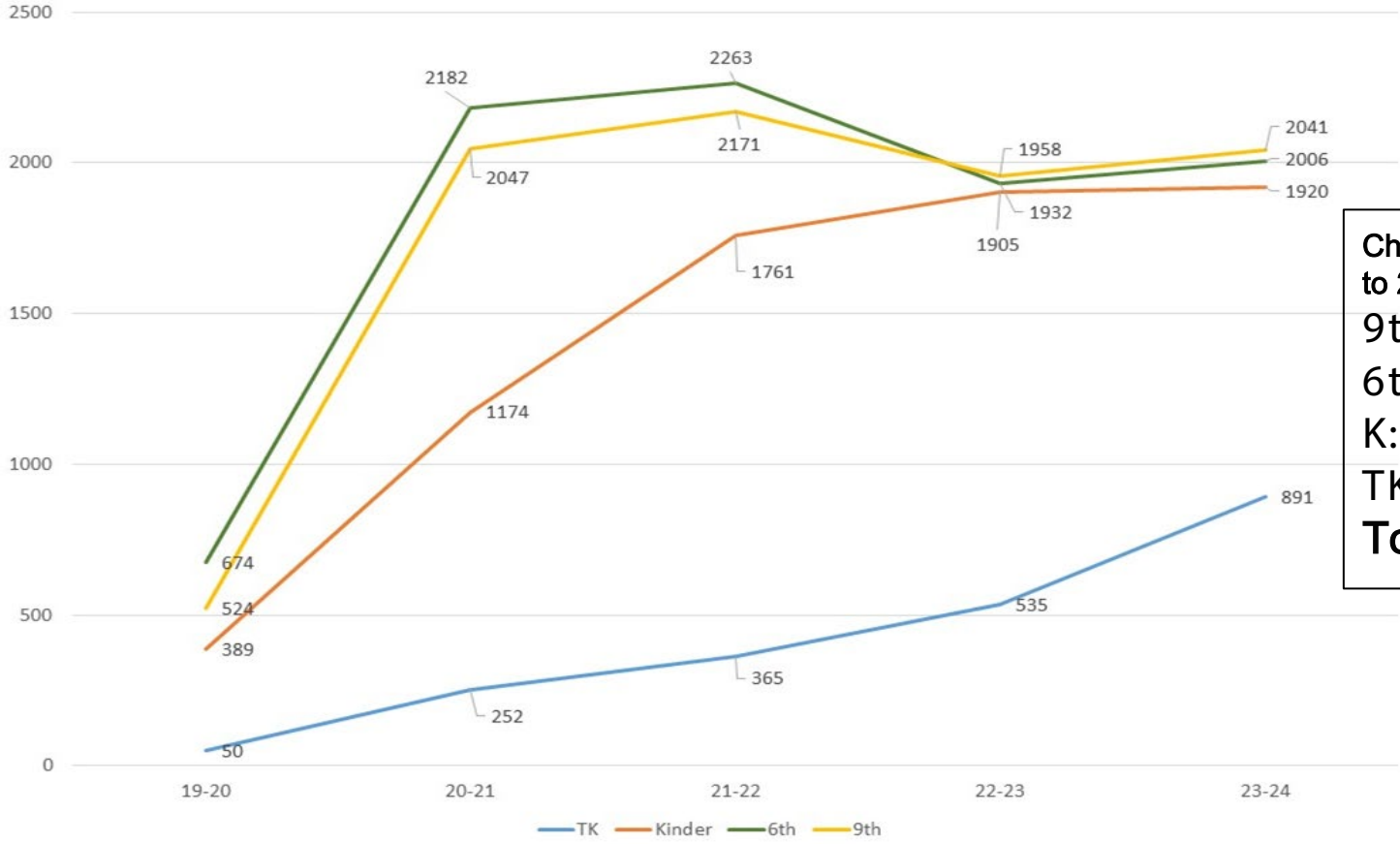
1% - 3% increase

> 3% increase

Enrollment Timeline



Historic On-time Transition Grade Applications



Change relative to 22-23:

- 9th: +83
- 6th: +74
- K: +15
- TK: +356
- Total: +528**

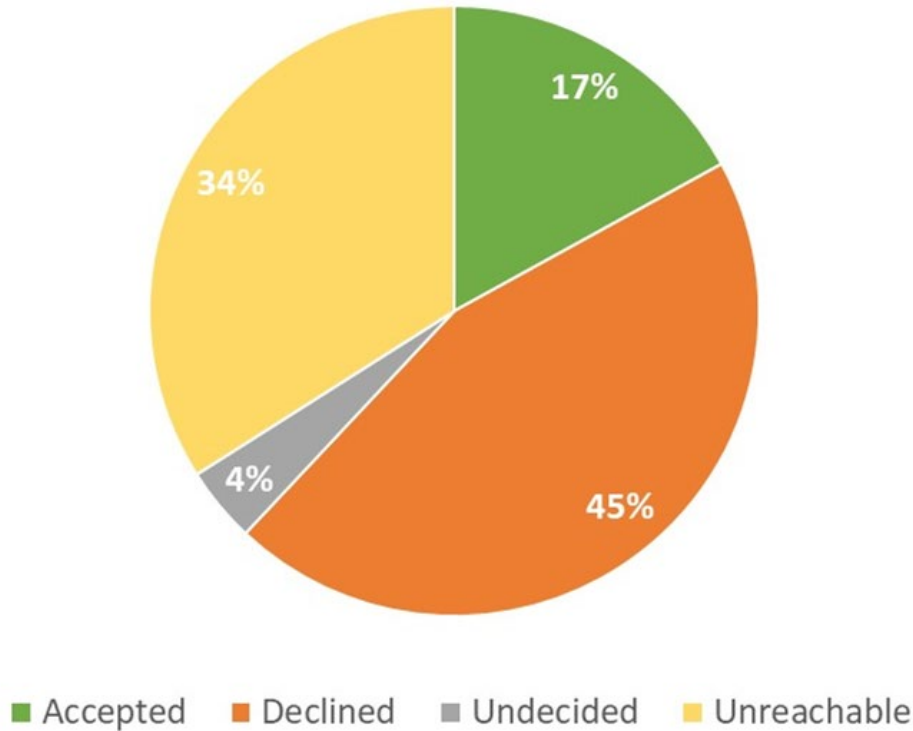
Enrollment Application Counts

- Data represents critical Transition Grades TK, K, 6th and 9th
- Ontime Enrollment Window closed on 2/10/2023
- Late Enrollment Window closed on 6/2/2023
- Summer Enrollment Window runs through 8/25/2023

Transition Grades	Applications through 2/10/23 (on-time period)	Applications through 6/2/23 (late period)	Applications through 8/25/23 (summer period)	Projections 23-24	Application % of Overall Projection
TK	891	1128	TBD	959	118%
K	1920	2325	TBD	2677	87%
6th	2006	2489	TBD	2191	114%
9th	2040	2383	TBD	2400	99%

The applications counts represent the number of applications submitted to OUSD Districtwide. This does **NOT represent that OUSD has met its enrollment projections for 23-24. Application counts are a critical enrollment health benchmark. Once a family has accepted, enrolled, and attended school on the first day of class, the student will show up in OUSD's Fall enrollment counts. At this time, some schools have much fewer applications than projected seats offered at the school.*

Expired Application Follow-ups



- In each offer cycle, some families do not respond by the deadline and these offers expire.
- This year, we are supporting schools to follow-up on families with expired offers.
- 79% of these families either did not want the offer or were unreachable, suggesting their lack of response was **not** because of technical challenges with Enrollwise.
- The 17% who accepted an offer after the initial deadline help bolster our schools' enrollment and reduce the number of families without a school in August.



Enrollment Stabilization

Satellite Offices (12.5.22 - 5.19.23)

- Satellite Offices were open one day per week at campuses
- Greater community response when Enrollment staff were working within active Family Resource Centers *and* when surrounding area schools also promoted the resource
- *For 23-24:* Increase promotion; consider different Fruitvale and/or West Oakland locations

Location	Families served in-person per month					TOTAL
	December	January	February	March	April/ May	
Elmhurst	2	79	24	39	17	161
Havenscourt	12	42	19	24	4	101
ICS/ TCN	3	9	3	3	3	21
WOMS	0	0	0	2	1	3
Lakeview (Main Office)	570	1149	611	774	713	3,817

To Note: There are roughly **three times** as many text/email/phone support as compared to in-person

Ongoing Outreach

Staff call families to accept offers

In-person support to apply or accept

Staff support schools on intent to return

Staff support families on text/ phone/ email

Staff call 5th/8th families without applications

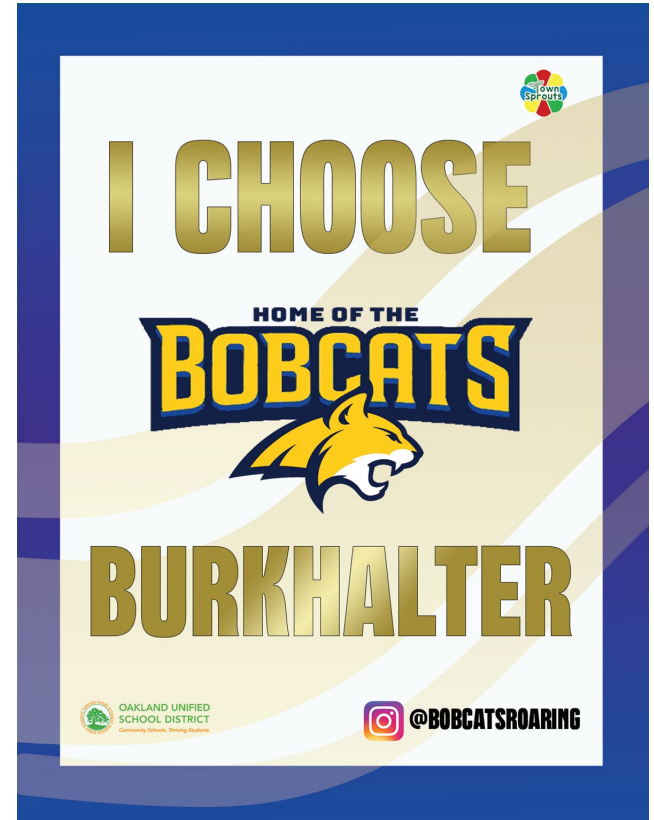
Upcoming Outreach

Outreach to families who have no offers and are on waitlists.

Outreach to families who declined a 1st choice offer.

Summer enrollment support for focal schools

- Enrollment logistics and strategy coaching for principals and enrollment teams.
- Access to students with declined offers for further engagement.
- Paid promotion of Instagram and Facebook posts in focal zip codes.
- Targeted digital advertising in focal zip codes based on keyword search terms.
- Car magnets sent to families who accept offers at focal schools. →
- Logo revision work nearing completed: Bret Harte, Castlemont, Esperanza, Lockwood MLK, Prescott.





Community Schools, Thriving Students



**OAKLAND UNIFIED
SCHOOL DISTRICT**

Community Schools, Thriving Students

www.ousd.org



[@OUSDnews](https://twitter.com/OUSDnews)

1000 Broadway, Suite 300, Oakland, CA 94607