



**OAKLAND UNIFIED
SCHOOL DISTRICT**

Community Schools, Thriving Students

MIDDLE SCHOOL UPDATE

SCHOOL BOARD PRESENTATION



Presented by Mark Triplett

Presented to OUSD School Board

February 22, 2017

v2

www.ousd.org



@OUSDnews

A great time to be a middle schooler!



**OAKLAND UNIFIED
SCHOOL DISTRICT**

Community Schools, Thriving Students

Purpose:

- *To provide an update on the status and progress of the OUSD Middle School Network schools.*



Middle School Network Portfolio



**Montera Middle
School**

URBAN PROMISE ACADEMY



EDNA BREWER MIDDLE SCHOOL





OAKLAND UNIFIED
SCHOOL DISTRICT

Community Schools, Thriving Students

Elevation Network Middle Schools



2016-17 Student Outcome Goals



OAKLAND UNIFIED
SCHOOL DISTRICT
Community Schools, Thriving Students

SBAC ELA: 45% Met/Exceeding

SRI: 45% At/Above Grade Level

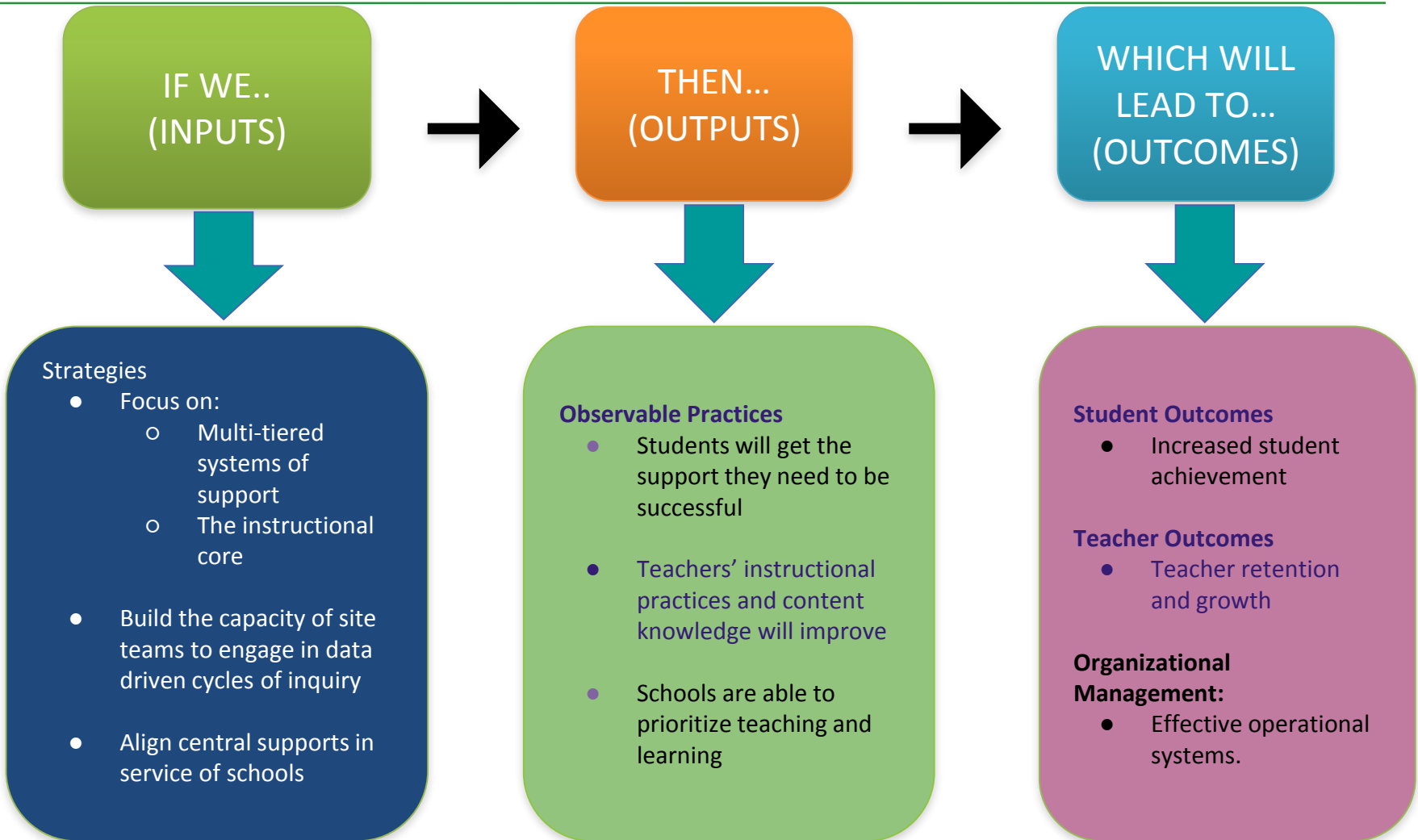
SBAC Math Goal: 35% Met/Exceeding

LTEL Reclassification: 25% Reclassified

Suspensions Goal: 5% or less Suspended

Chronic Absence: 7% Chronically Absent

Network Theory of Action



GOAL 1: SBAC ELA Growth

Network ELA


2014-15: 31.4% Met/Exceeded

2015-16: 32.7% Met/Exceeded

2016-17 Target: 45% Met/Exceeded

Strategic Actions

- Expeditionary Learning curriculum rollout
- Focus on student engagement in rigorous tasks
- Acceleration programs



GOAL 2: SBAC Math Growth

Network ELA

2014-15: 22.5% Met/Exceeded

2015-16: 24.7% Met/Exceeded

2016-17 Target: 35% Met/Exceeded



Strategic Actions

- Acceleration Programs: Blueprint & ST Math
- Pilot Eureka Math Curriculum
- Personalized Learning: Teach to One & Summit Basecamp



GOAL 3: SRI Growth

Network SRI

2014-15: 34.8% At/Above Grade Level

2015-16: 36.3% At/Above Grade Level
(2% Growth)

2016-17 Target: 45% At/Above Grade Level



Strategic Actions

- Focus on student engagement in rigorous tasks.
- Acceleration programs in reading



- Did Not Take
- Multiple Years Below Grade Level
- 1 Year Below Grade Level
- Above Grade Level
- At Grade Level

Reading Inventory (SRI) - Student Performance

2016-17 Assessment and Enrollment Data As Of: 1/31/2017

Select Academic Year: 2016-17 | Select Test Admin(s): (All) | Select Grade(s): (Multiple values) | View Data by Network/School: Network | Select Network/School: Middle School Network | View by Group: All Students | Select Group(s): All Students

Academic Year	Administration	Network or School	Subgroup	Total	
2016-17	Fall	Middle School Network	All Students	3,798	
	MidYear	Middle School Network	All Students	3,885	

39.6%



GOAL 4: Fluent English Speaker Growth

Network Percent Reclassified


*2014-15: 19.5% LTEL Reclassified
Fluent English Proficient*

*2015-16: 16.9% LTEL Reclassified
Fluent English Proficient*

***2016-17 Target: 25% LTEL
Reclassified English Proficient***

Strategic Actions

- Student/family goal setting
- Acceleration programs
- Instructional strategies to support

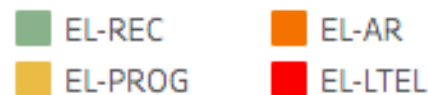
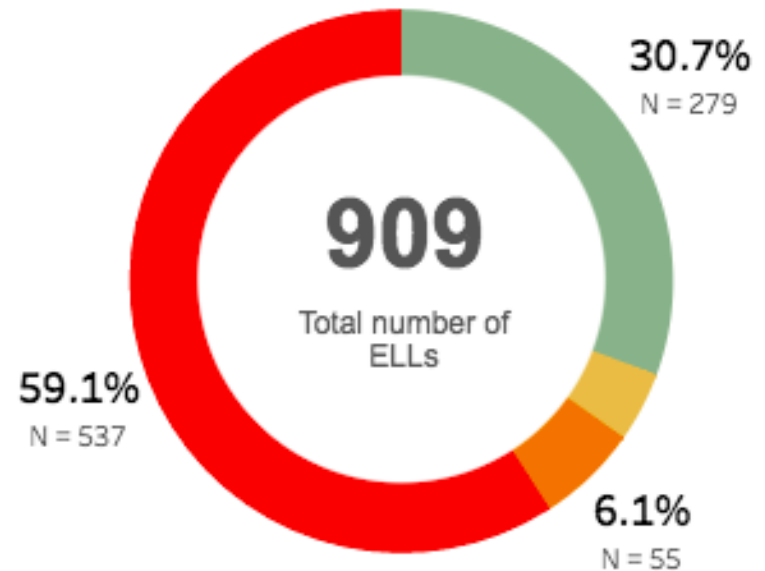


2016-17 Long Term English Language Learner (LTEL) CELDT Results

Percent by ELL Detail

36.5%

Percent of LTEL students who scored a 4 or 5 overall on 2016-17 CELDT (Middle School Network only)

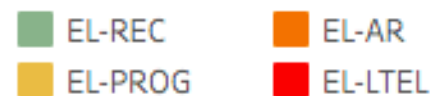
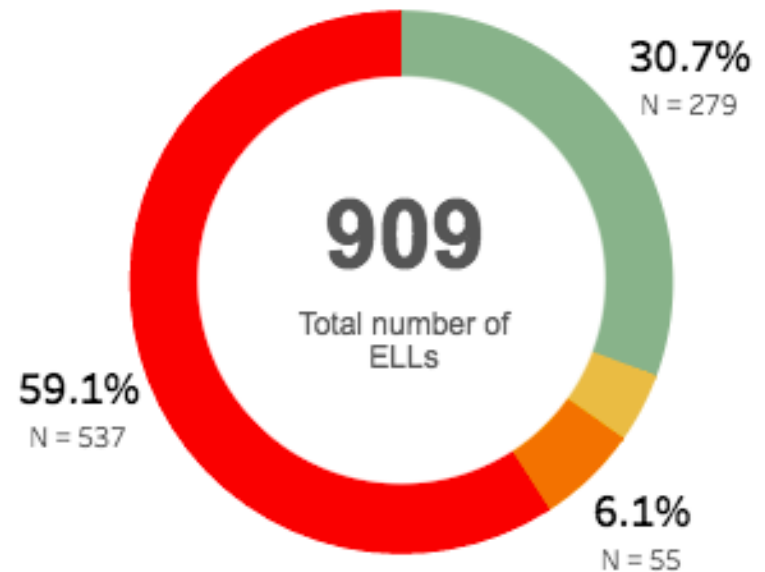


2016-17 Long Term English Language Learner (LTEL) Mid-Yr Update

16%

Percent of LTEL students eligible for reclassification as of 2.17.17 (Middle School Network only)

Percent by ELL Detail





GOAL 5: Reduction in Suspensions

Network Suspension Rate

2014-15: 6.8% of Middle School Students

2015-16: 7.6% of Middle School Students

2016-17 Target: 5% of Middle School Students



Strategic Actions

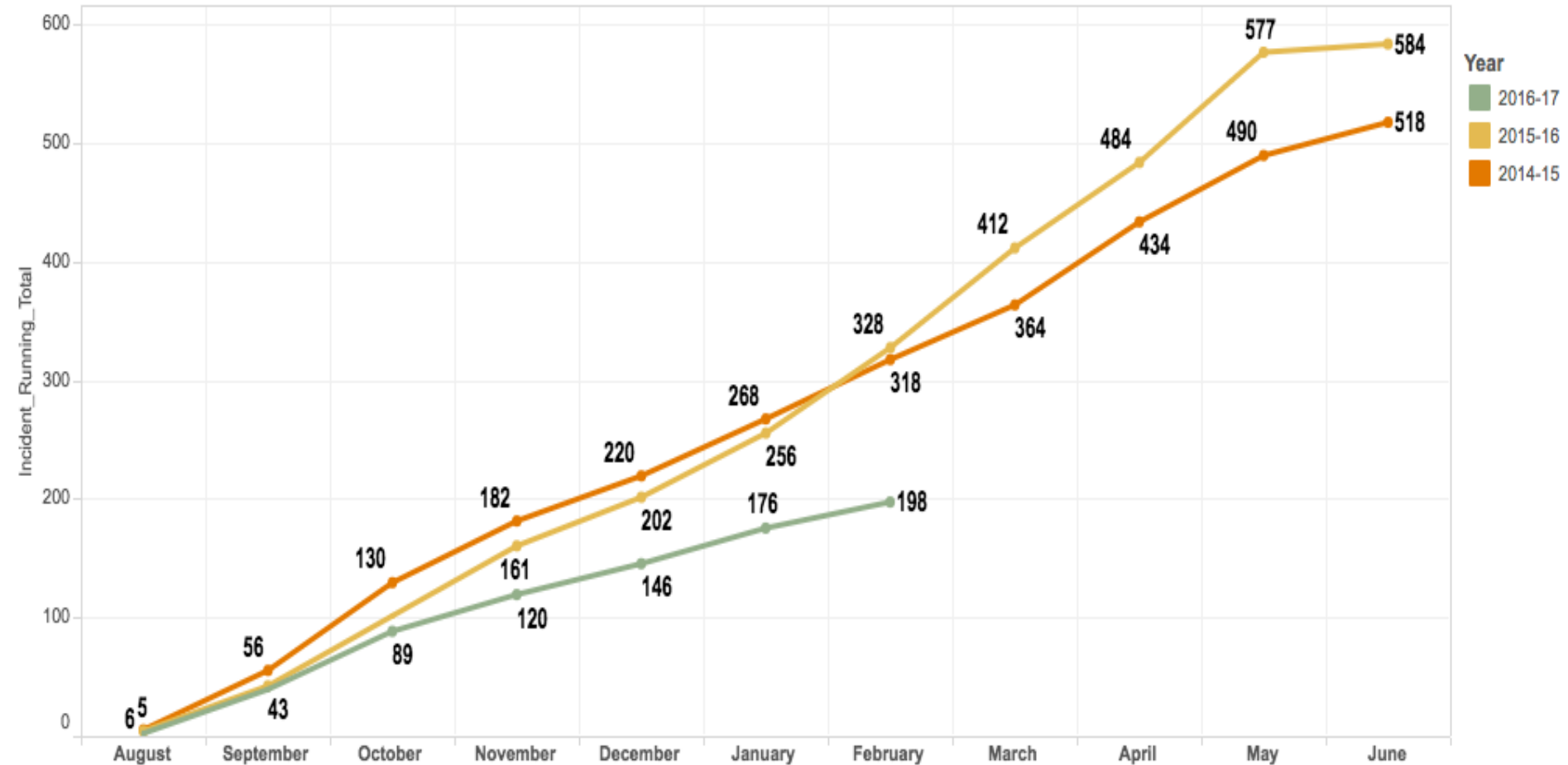
- Restorative justice practices
- Focus on Tier 1 strategies
- Embedded social emotional learning

Suspension Incidents by Month (Running Total)

Select Year(s): (Multiple v...
 View by Network/School: Network
 Include Net/School(s): Middle Schoo...
 View by Grade: All Grades
 Include Grade(s): All Grades
 View by Group: Gender
 Include Group(s): (All)
 Include Offense Class(es): (All)

Running Total

Network/School(s) filtering may be present.



Data was last updated on February 20, 2017.



GOAL 6: Reduction in Chronic Absence

Network Chronic Absence

2014-15: 10.1% Chronically absent

2015-16: 10.3% Chronically absent

**2016-17 Target: 7% Chronically
absent**



Strategic Actions

- Expanding elective and enrichment programs
- Developing attendance teams to monitor progress



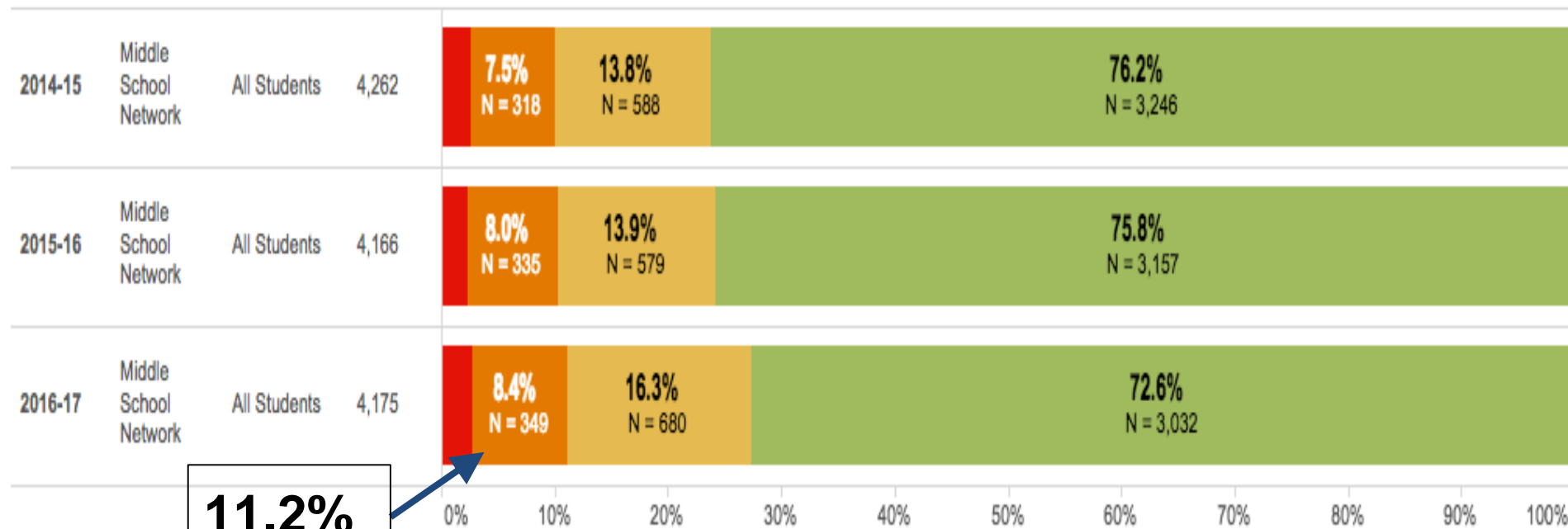
Attendance Rate Group

- Satisfactory
- At Risk
- Moderate Chronic Absent
- Severe Chronic Absent

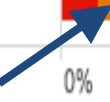
Percent Of Students - By Attendance Group

Current Year Source: Aeries as of February 5, 2017

Select Academic Year: (Multiple values) | View by Network/School: Network | Select Network/School: Middle School Network | Select Grade: (All) | View By Group: All Students | Select Group(s): All Students



11.2%





SCIENCE, TECHNOLOGY, ENGINEERING, & MATH



Salesforce Partnership:

- 1. Principal Innovation Fund*
- 2. Computer Science*
- 3. Blueprint Math Acceleration*
- 4. Math Common Core Teacher-Leaders*
- 5. Future Centers*





Expanding Art, Music, & World Language

Measure G1:

- Art
- Music
- World Language
- Recruitment and retention of students from 5th to 6th grade
- School culture and climate





Measure G1

FACT SHEET

The Board of Education has placed on the November 8th 2016 ballot a parcel tax known as “**Oakland Unified School District’s Retain Local Teachers and Middle School Improvement Measure -- Measure G1.**” The revenues raised by the parcel tax would provide more educational enrichment opportunities for district and charter middle school student such as music, art, and world language and would pay school-site educators more so they can better afford to live in Oakland, where they work.

The parcel tax is a \$120 per parcel tax on real estate owned in Oakland, except low income homeowners and senior homeowners.

Key Terms

- 1) Parcel Tax is for 12 years
- 2) Parcel Tax is flat rate (\$120)
- 3) Parcel Tax has a low income and senior citizen exemption
- 4) The Key Goals of Measure G1 are:
 - Attract and retain school-site educators.
 - Increase access to courses in arts, music, and world languages in grades 6-8.
 - Improve student retention during the transition from elementary to middle school.
 - Create a more positive and safe middle-school learning environment.
- 1) Spending of the Parcel Tax proceeds will be reviewed by an independent Bond Oversight Committee



EVERY STUDENT THRIVES!



**OAKLAND UNIFIED
SCHOOL DISTRICT**
Community Schools, Thriving Students

1000 Broadway, Suite 680, Oakland, CA 94607

www.ousd.org



[@OUSDnews](https://www.instagram.com/ousdnews)