

Board Office Use: Legislative File Info.	
File ID Number	25-0468
Introduction Date	02/27/25
Enactment Number	
Enactment Date	



**OAKLAND UNIFIED
SCHOOL DISTRICT**
Community Schools, Thriving Students

Board Cover Memorandum

To Board of Education

From Kyla Johnson-Trammell, Superintendent
Kelly Krag-Arnold, Director - Office of Charter Schools
Madison Thomas, Deputy Director - Office of Charter Schools
Marwa Doost, Compliance Specialist - Office of Charter Schools

Meeting Date February 27, 2025

Subject Charter School Spotlight Presentation - Latitude High 37.8

Ask of the Board Discussion

Background Currently, there are few opportunities for the OUSD Board and charter schools coming up for renewal to interact outside of Prop 39 decisions, material revisions, and renewals. In order to address this gap, the Office of Charter Schools will coordinate charter school presentations to take place at Charter Committee Meetings, per the Charter Committee Chair's request. These presentations will provide an opportunity for Charter Committee members to develop a deeper understanding of the charter schools authorized by the District, as well as to discuss any successes and growth areas in advance of the 2025-26 renewal cycle.

This month's School Spotlight will be presented by Lillian Hsu, Principal, and Javier Torres, Dean of Instruction at Latitude. For a snapshot of background information on this school, see the Appendix below.

Discussion This serves as an opportunity for this charter school to check-in with the Board about successes and growth areas in preparation for the 2025-26 renewal timeline.

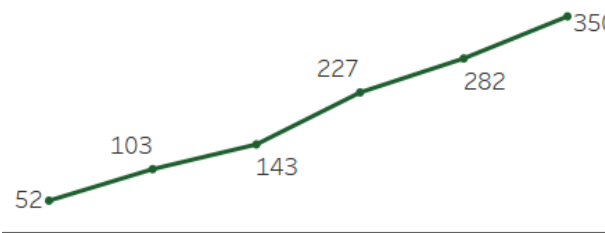
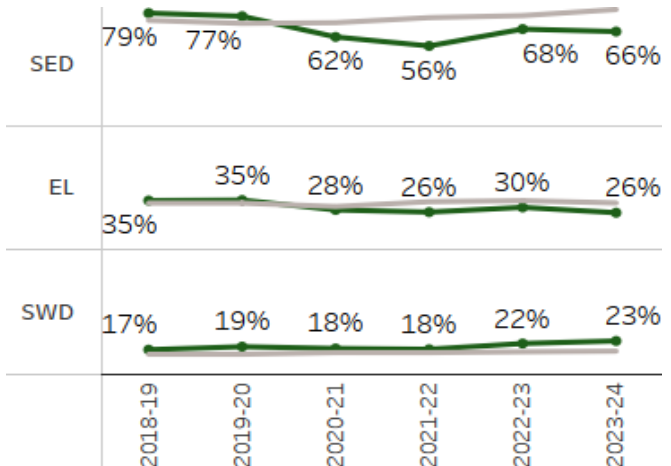
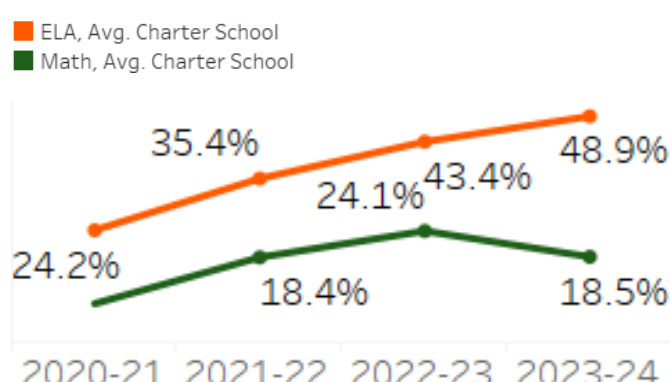
Fiscal Impact None

Attachment(s)

- Presentation

Appendix - School Background Information

All data publicly available from the California Department of Education unless otherwise noted

Total Enrollment		Key Student Groups																																																																																					
<div></div> <table><thead><tr><th></th><th>2018-19</th><th>2019-20</th><th>2020-21</th><th>2021-22</th><th>2022-23</th><th>2023-24</th></tr></thead><tbody><tr><td>African American</td><td></td><td></td><td></td><td>14.3% (50)</td><td></td><td></td></tr><tr><td>Asian</td><td></td><td></td><td></td><td>3.1% (11)</td><td></td><td></td></tr><tr><td>Filipino</td><td></td><td></td><td></td><td>0.9% (3)</td><td></td><td></td></tr><tr><td>Hispanic or Latino</td><td></td><td></td><td></td><td>67.1% (235)</td><td></td><td></td></tr><tr><td>Not Reported</td><td></td><td></td><td></td><td>0.9% (3)</td><td></td><td></td></tr><tr><td>Two or More Races</td><td></td><td></td><td></td><td>5.1% (18)</td><td></td><td></td></tr><tr><td>White</td><td></td><td></td><td></td><td>8.6% (30)</td><td></td><td></td></tr></tbody></table>			2018-19	2019-20	2020-21	2021-22	2022-23	2023-24	African American				14.3% (50)			Asian				3.1% (11)			Filipino				0.9% (3)			Hispanic or Latino				67.1% (235)			Not Reported				0.9% (3)			Two or More Races				5.1% (18)			White				8.6% (30)			<div></div> <table><thead><tr><th></th><th>2018-19</th><th>2019-20</th><th>2020-21</th><th>2021-22</th><th>2022-23</th><th>2023-24</th></tr></thead><tbody><tr><td>SED</td><td>79%</td><td>77%</td><td>62%</td><td>56%</td><td>68%</td><td>66%</td></tr><tr><td>EL</td><td>35%</td><td>35%</td><td>28%</td><td>26%</td><td>30%</td><td>26%</td></tr><tr><td>SWD</td><td>17%</td><td>19%</td><td>18%</td><td>18%</td><td>22%</td><td>23%</td></tr></tbody></table>			2018-19	2019-20	2020-21	2021-22	2022-23	2023-24	SED	79%	77%	62%	56%	68%	66%	EL	35%	35%	28%	26%	30%	26%	SWD	17%	19%	18%	18%	22%	23%
	2018-19	2019-20	2020-21	2021-22	2022-23	2023-24																																																																																	
African American				14.3% (50)																																																																																			
Asian				3.1% (11)																																																																																			
Filipino				0.9% (3)																																																																																			
Hispanic or Latino				67.1% (235)																																																																																			
Not Reported				0.9% (3)																																																																																			
Two or More Races				5.1% (18)																																																																																			
White				8.6% (30)																																																																																			
	2018-19	2019-20	2020-21	2021-22	2022-23	2023-24																																																																																	
SED	79%	77%	62%	56%	68%	66%																																																																																	
EL	35%	35%	28%	26%	30%	26%																																																																																	
SWD	17%	19%	18%	18%	22%	23%																																																																																	
SBAC Proficiency		California School Dashboard: 2024																																																																																					
<div></div> <p>■ ELA, Avg. Charter School ■ Math, Avg. Charter School</p> <table><thead><tr><th></th><th>2020-21</th><th>2021-22</th><th>2022-23</th><th>2023-24</th></tr></thead><tbody><tr><td>ELA</td><td>24.2%</td><td>35.4%</td><td>43.4%</td><td>48.9%</td></tr><tr><td>Math</td><td>18.4%</td><td>24.1%</td><td>18.5%</td><td></td></tr></tbody></table>			2020-21	2021-22	2022-23	2023-24	ELA	24.2%	35.4%	43.4%	48.9%	Math	18.4%	24.1%	18.5%		<table><thead><tr><th>Indicator</th><th>Status</th><th>Change</th><th>Color</th></tr></thead><tbody><tr><td>English Language Arts</td><td>-11.6</td><td>-0.4 pts</td><td>Orange</td></tr><tr><td>Mathematics</td><td>-103.4</td><td>-23.3 pts</td><td>Orange</td></tr><tr><td>Science</td><td>-19.0</td><td>-</td><td></td></tr><tr><td>Suspension Rate</td><td>7.0%</td><td>2.8 pp</td><td>Orange</td></tr><tr><td>Graduation Rate</td><td>92.7%</td><td>10.6 pp</td><td>Green</td></tr></tbody></table>		Indicator	Status	Change	Color	English Language Arts	-11.6	-0.4 pts	Orange	Mathematics	-103.4	-23.3 pts	Orange	Science	-19.0	-		Suspension Rate	7.0%	2.8 pp	Orange	Graduation Rate	92.7%	10.6 pp	Green																																													
	2020-21	2021-22	2022-23	2023-24																																																																																			
ELA	24.2%	35.4%	43.4%	48.9%																																																																																			
Math	18.4%	24.1%	18.5%																																																																																				
Indicator	Status	Change	Color																																																																																				
English Language Arts	-11.6	-0.4 pts	Orange																																																																																				
Mathematics	-103.4	-23.3 pts	Orange																																																																																				
Science	-19.0	-																																																																																					
Suspension Rate	7.0%	2.8 pp	Orange																																																																																				
Graduation Rate	92.7%	10.6 pp	Green																																																																																				
Teacher Credentials: 2022-23		Fiscal																																																																																					
<table><tbody><tr><td>Clear (clear, preliminary, or local assignment option 80005(b))</td><td>66.2%</td></tr><tr><td>Intern (intern credential)</td><td>0.0%</td></tr><tr><td>Out-of-Field (authorized by GELAP, SELAP, short-term waiver, emergency EL permit, Local Assignment Option)</td><td>17.7%</td></tr><tr><td>Ineffective (no legal authorization or authorized emergency credential, variable term waivers, or substitute permits)</td><td>8.2%</td></tr></tbody></table>		Clear (clear, preliminary, or local assignment option 80005(b))	66.2%	Intern (intern credential)	0.0%	Out-of-Field (authorized by GELAP, SELAP, short-term waiver, emergency EL permit, Local Assignment Option)	17.7%	Ineffective (no legal authorization or authorized emergency credential, variable term waivers, or substitute permits)	8.2%	<p><i>Latitude is currently authorized by the State Board of Education. As such, OUSD does not collect financial documentation from the school.</i></p>																																																																													
Clear (clear, preliminary, or local assignment option 80005(b))	66.2%																																																																																						
Intern (intern credential)	0.0%																																																																																						
Out-of-Field (authorized by GELAP, SELAP, short-term waiver, emergency EL permit, Local Assignment Option)	17.7%																																																																																						
Ineffective (no legal authorization or authorized emergency credential, variable term waivers, or substitute permits)	8.2%																																																																																						

THE CITY IS OUR CLASSROOM



Presenters:
Lillian Hsu + Javier Torres



LOCATION: East 12th
Street & Derby Avenue in
East Oakland

Latitude currently serves **387 students** in
Grades 9-12 (from [50 different middle schools](#))

MISSION: Latitude students grapple with **relevant real-world problems** through projects in and outside of school, **working with professionals in authentic settings** to connect what they are learning to their life goals. By extending school beyond the walls of a building, Latitude's learning experiences **demystify access** to the full range of Bay Area career opportunities and **expand students' sense of possibility for their future.**




REAL WORLD PROJECTS: Students build Tiny Houses in Physics, publish books and record podcasts in Humanities, code their own video games and program Arduino-based devices for the blind in Computer Science, and so much more



IMMERSIVE, MONTH-LONG INTERNSHIPS: Latitude places more students in Real-World Internships than any other high school in Northern California

HIGH A-G COMPLETION & COLLEGE ACCEPTANCE RATES

Our A-G completion rates for Black & Latinx students are among the highest in Oakland.



**80% A-G COMPLETION RATE
FOR BLACK STUDENTS**



AIMS College Prep
High School
A-G rate: 100%




Envision Academy for
Arts & Technology
High School
A-G rate: 96%



Latitude 37.8
High School
A-G rate: 80%

Academic Performance Overview

SBAC Proficiency 2024: Similar Schools Comparison



English Language Arts

Mathematics

English Learner Progress

College/Career

Graduation Rate

All Students State



Orange

All Students State



Orange

All Students State



Red

All Students State



Green

All Students State



Green


Bright Spot: ELA Proficiency Growth on SBAC

SBAC Proficiency Comparison: 2023 vs 2024



2023:

ELA DOUBLE-DIGIT GAIN FOR BLACK STUDENTS



2024:

Growth on ELA SBAC Proficiency

Latinx students +16%



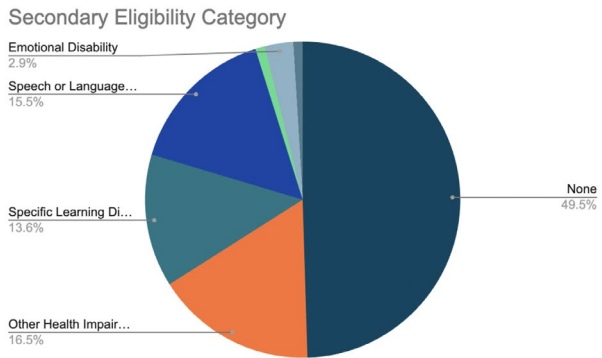
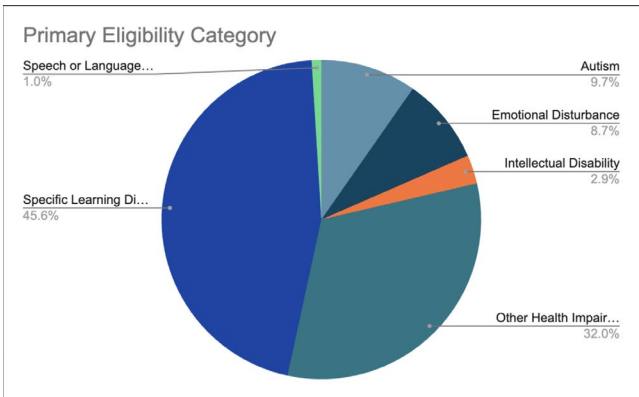
Free and Reduced Lunch +11%



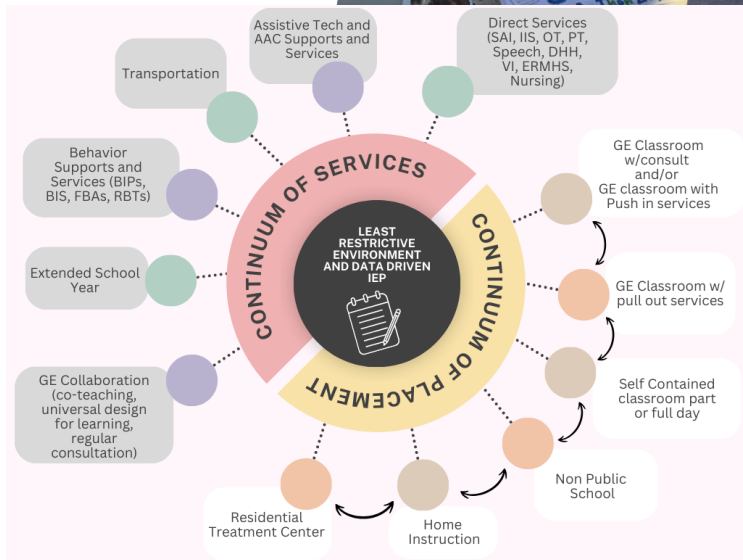
English Learners +6%



Special Education



22%
of Latitude
students
have an IEP



English Learner Approach

27%

of Latitude students
are
designated as (EL)

100%

of Latitude English
Learners receive
integrated support

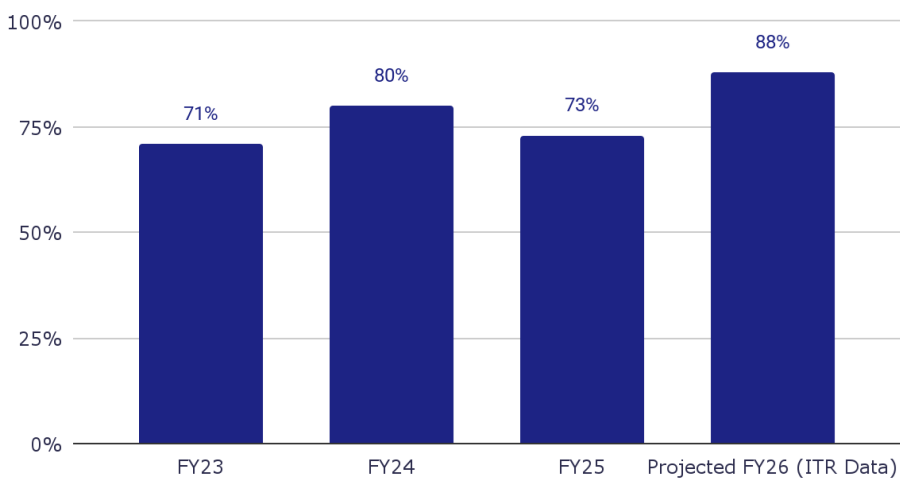
What does support look like?

1. Daily programming for each student
(Designated ELD Curriculum)
2. Belonging groups (Advisory)
3. Additional instruction for newcomer students



Teacher Retention & Credentialing

Teacher Retention



Teacher Credential Data Summary								
School Year	Total Teaching FTE	Fully Credentialed	Out of Compliance	Intern	Temporary Permit (PIP, STSP, WV)	Out of Field (GELAP, SELAP)	Incomplete	Unknown
23/24	28	18	0	0	6	4	0	0
24/25	27	19	0	1	2	5	0	0

Areas for Continued Improvement

Last year **23% of our English Language Learners made progress** towards English language proficiency.

This is why we are doubling down this year on **building capacity among all staff** for supporting our English Language Learners.

CONCRETE ACTION STEPS:

We hired a **full time Dean of Instruction for ELD** , who:

- Led the adoption of a **new Targeted ELD curriculum**
- Conducts weekly training & observation of our **Targeted ELD team**
- Leads **PD focused on Integrated ELD** for our entire staff



Closing Celebrations



HOWARD
UNIVERSITY

UC Berkeley

Last year, **81% of our seniors were accepted into a 4-year university** up from 73% in 2022 and 78% in 2023!

UCLA



Internship

Paulett Taggart Architects



UCSB

