

Board Office Use: Legislative File Info.	
File ID Number	25-0618
Introduction Date	3/11/2025
Enactment Number	
Enactment Date	



**OAKLAND UNIFIED
SCHOOL DISTRICT**
Community Schools, Thriving Students

Board Cover Memorandum

To Measure G1 Districtwide Teacher Retention and Middle School Improvement Act Oversight Commission

From Middle School Network

Meeting Date March 11, 2025

Subject Elmhurst United 2025-2026 Measure G1 Application

Ask of the Commission Elmhurst United 2025-2026 Measure G1 Application

Discussion Middle School Network is open to questions from the commission regarding the Elmhurst United 2025-2026 Measure G1 Application.

Fiscal Impact The recommended amount is **\$365,237.00**. Resource 9332 - Measure G1.

Attachment(s) Grant application attached.





**2025-2026
 Measure G1 Application**

Due: March 1, 2025

School Information & Student Data

School	Elmhurst United	School Address	800 98th Avenue Oakland, CA 94603
Contact	Viet-Ly Gonzalez	Contact Email	viet-ly.gonzalez@ousd.org
Principal	Viet-Ly Gonzalez	Principal Email	viet-ly.gonzalez@ousd.org
School Phone	510-639-2888	Total Number of Students	745
Recommended Grant Amount¹	\$365,237	2024-25 CALPADS² Enrollment Figure (grades 6-8 Oakland residents only)	721
		2024-25 LCFF³ Enrollment	705

Student Demographics (%)				Measure G1 Team	
English Learners	47%	Asian/Pacific Islander	4%	Name	Position
LCFF	99%	Latinx	73%	Viet-Ly Gonzalez	Principal
SPED	16%	Black or African-American	18%	Emily Rasmussen	Asst Principal
		White	0%	Ariel Benaivdes	CSM
		Indigenous or Native American	0%	Maria Sanchez	Family Liason
		Multiracial	2%	Mariko White	Teacher

¹ Allocation of funds will be based on the prior year 20-day count for 6-8 enrollment multiplied by the LCFF % and total funds collected from tax revenue.

² The California Longitudinal Pupil Achievement Data System (CALPADS) collects various about students, including school enrollment. Each fall, around early October, all schools in California submit enrollment figures into the CALPADS system which becomes the official count for that school for that year.

³ Under the Local Control Funding Formula, the following categories of students receive additional funding: English learners, students in foster care, students eligible for the free- and reduced-lunch program.

Chronic Absence (Include raw number and percent)				
	2022-23 raw number (%)	2023-24 raw number (%)	2024-25 raw number (%)	2025-26 Goal raw number (%)
Student Population Overall	Mod Chronic: 43.9% 336 Severe Chronic: 29% 222	Mod Chronic: 25.9% 197 Severe Chronic: 14.7% 112	Mod Chronic: 21.6% 162 Severe Chronic: 12.4% 93	Mod Chronic: 16% 150 Severe Chronic: 9% 85
Asian/Pacific Islander	Asian Mod Chronic: 30.7% 8 Severe Chronic: 26.5% 7 Pacific Islander Mod Chronic: 25% 2 Severe Chronic: 41.7% 8	Mod Chronic: 22.2 % 4 Severe Chronic: 11.1 % 4	Mod Chronic: 33.3% 5 Severe Chronic: 13.3% 2	Mod Chronic: 27% 3 Severe Chronic: 10% 2
Latinx	Mod Chronic: 29.6% 240 Severe Chronic: 16% 130	Mod Chronic: 22.7% 122 Severe Chronic: 11.7 % 11.7	Mod Chronic: 18.3% 101 Severe Chronic: 9.4% 52	Mod Chronic: 15% 90 Severe Chronic: 7% 45
Black or African-American	Mod Chronic: 30.7% 72 Severe Chronic: 26.5% 63	Mod Chronic: 33.8 % 54 Severe Chronic: 23.1% 37	Mod Chronic: 34.8% 47 Severe Chronic: 22.2% 30	Mod Chronic: 28% 35 Severe Chronic: 18% 25
White	Mod Chronic: % Severe Chronic: %	Mod Chronic: 40% 4 Severe Chronic: 30% 2	n/a	
Indigenous or Native American	Mod Chronic: % Severe Chronic: %	n/a	n/a	
English Learners	Mod Chronic: 43.2% 126 Severe Chronic: 29.5% 86	Mod Chronic: 25.2% 82 Severe Chronic: 12.6% 41	Mod Chronic: 17.8% 63 Severe Chronic: 9.6% 34	Mod Chronic: 12% 54 Severe Chronic: 7% 30
Students w/ IEPs	Mod Chronic: 44.6% 50 Severe Chronic: 36.6%	Mod Chronic: 29.4 % 37 Severe Chronic: 16.7 %	Mod Chronic: 23.7% 28 Severe Chronic: 11.4%	Mod Chronic: 19% 22 Severe Chronic: 9% 65

	41	21	72	
Free/ Reduced Lunch Students	Mod Chronic: 41.7% 315 Severe Chronic: 25% 199	Mod Chronic: 25.6 % 191 Severe Chronic: 15% 112	Mod Chronic: 21.6% 161 Severe Chronic: 12.3% 92	Mod Chronic: 15% 150 Severe Chronic: 10% 85

Metrics

(all data points are required)

Electives (Include raw number and percent)					
Metric	Area	2022-23 raw number (%)	2023-24 raw number (%)	2024-25 raw number (%)	2025-26 Goal raw number (%)
Number of students taking elective courses.	Art	120	124	121	120
	Language	50	34	N/A	N/A
	Music	115	118	115	115
Number of students participating in non-course experiences (e.g. after-school program)	Art	10	24	25	25
	Language	N/A	N/A	N/A	N/A
	Music	N/A	N/A	20	25

Positive & Safe Culture (Include raw number and percent)				
Metric	2022-23 raw number (%)	2023-24 raw number (%)	2024-25 raw number (%)	2025-26 Goal raw number (%)
Average Daily Attendance Date of Figure: 2/28/25				
Asian/Pacific Islander	19.2%	13%	86%	88%
Latinx	16.3%	10.7%	89.2%	91%
Black or African-American	20.5%	15.6%	83.9%	88%
White	20%	22%	N/A	N/A
Indigenous or Native American	31.5% (3)	N/A	N/A	N/A
English Learners	14.9%	10.4%	11%	14%

Students w/ IEPs	20.4%	15.2%	15.6%	18%
Free/ Reduced Lunch	17.5%	12.2%	12.3%	15%

Metric	2022-23 raw number (%)	2023-24 raw number (%)	2024-25 raw number (%)	2025-26 Goal raw number (%)
Suspended Students Date of Figure: 3/1/25				
Asian/Pacific Islander	4.3% 1	0%	0%	0%
Latinx	5% 28	2.6% 15	1.7% 10	1.5% 9
Black or African-American	21.2% 38	14.9% 26	10.6% 16	9% 15
White	5.9% 1	0%	11.8% 2	0% 0
Indigenous or Native American	33.3% 1	n/a	n/a	n/a
English Learners	9.1% 1	10% 1	1.3% 5	1% 4
Students w/ IEPs	5.7% 18	3.4% 12	9% 11	7% 9
Free/ Reduced Lunch	14.8% 18	8.3% 11	3.6% 29	3.3% 27

Student Retention from 5th Grade to 6th Grade				
Metric	2022-23	2023-24	2024-25	2025-26 Goal
6th Grade Enrollment	253	247	244	240

Community and Staff Engagement

Community Engagement Meeting(s)	
Community Group	Date
Student Council	January 27, 2025

SSC	Jan 25, 2025
-----	--------------

Staff Engagement Meeting(s)	
Staff Group	Date
Leadership Team	January 22, 2025
Whole Staff	January 22, 2025

<u><i>Music (Rubric)</i></u>	2023-24	2024-25
<i>Access and Equitable Opportunity</i>	Basic	Basic
<i>Instructional Program</i>	Basic	Basic
<i>Staffing</i>	Entry	Basic
<i>Facilities</i>	Basic	Basic
<i>Equipment and Materials</i>	Basic	Basic
<i>Teacher Professional Learning</i>	Entry	Basic
<u><i>World Language (Rubric)</i></u>	2023-24	2024-25
<i>Content and Course Offerings</i>	Emerging	N/A
<i>Communication</i>	Emerging	N/A
<i>Real world learning and Global competence</i>	Emerging	N/A
<u><i>Art (Visual Arts, Theater, and Dance)</i></u>	2023-24	2024-25
<i>Access and Equitable Opportunity</i>	Basic	Intermediate
<i>Instructional Program</i>	Basic	Basic
<i>Staffing</i>	Entry	Basic
<i>Facilities</i>	Basic	Basic
<i>Equipment and Materials</i>	Basic	Basic
<i>Teacher Professional Learning</i>	Basic	Basic

Proposed Expenditures

Guidelines

1. In the following sections, please discuss your team's plan to address the goals of G1:
 - a. Increase access to courses in arts, music, and world languages in grades 6-8.
 - b. Improve student retention during the transition from elementary to middle school.
 - c. Create a more positive and safe middle school learning environment.
2. Please explain how you plan to use the Measure G1 funds to meet the goals, as measured in the METRICS section of this proposal.
3. Add additional lines as needed.
4. The total of all items should equal the amount listed in "Recommended Grant Amount" on page 1
5. Expenditures must supplement, not supplant expenditures made from other funding sources. In other words, Measure G1 funds must be used for new expenditures, expenditures already funded from Measure G1, expenditures previously paid for by a funding source that has ended, or to pay for an expenditure that would have been cut, were it not for Measure G1 funds.

Summary of 2024-25 Approved Expenditures

All Actual Expenditures		Budget Amount
Safe & Positive Culture		
1	Fund 1.0 FTE RJ Facilitator	\$143,466.25
2	Fund 1.0 FTE RJ Facilitator	\$141,839.30
Electives (Art, Music, World Language)		
1	Arts Integration Consultant	\$23,351.11
6th Grade Enrollment		
1	Fund 1.0 FTE RJ Facilitator	\$136,164.34
Budget Total		\$444,821

Summary of 2025-26 Proposed Expenditures

All Proposed Expenditures (from sections below)		Budget Amount
1	Fund 1.0 FTE RJ Facilitator	\$111,916.96
2	Fund 1.0 FTE RJ Facilitator	\$142,370.37
3	Partially Fund 0.15 of Case Manager	\$16,787.55
4	Fund Student Wellness and Activities Coordinator	\$45,000
5	Partially Fund Arts Integration Consultant	\$38,100

6	Music and Art Supplies	\$11,062.12
Budget Total (must add up to Recommended Grant Amount)		\$365,237

Proposed Expenditures By Focus Area

Proposed Expenditures for Electives (Art, Language, and Music only)			
Description of Proposed Expenditures	Number of students taking a course in art, language, or music (based on the specific investment).	Number of students participating in a non-course experience in art, language or music (based on the specific investment) + frequency and amount of time spent in each activity.	Budget Amount
Fund long-standing arts integration specialist to support integration of studio habits of mind into core instruction	125	50	\$38,100
Fund supplies for music and art classes that include: <ul style="list-style-type: none"> - Musical instruments - Repair of musical instruments - Music stands - Software for music production - Mixed media supplies including construction paper, paint supplies, ceramic supplies 	300	50	\$11,062.12

Proposed Expenditures for Positive & Safe Culture		
Description of Proposed Expenditures	Which metric will this investment impact - suspensions or average daily attendance?	Budget Amount
Fund 1.0 FTE RJ Facilitator	suspensions	\$142,370.37
Partially fund 0.15 of Case Manager	suspensions	\$16,787.55

Proposed Expenditures for Retention of 6th Graders	
Description of Proposed Expenditures	Budget Amount
Fund 1.0 FTE RJ Facilitator	\$111,916.96

Please submit your Measure G1 proposal to Cliff Hong (clifford.hong@ousd.org) and Karen Lozano (karen.lozano@ousd.org).



SSC Agenda

Elmhurst United Middle School

School Site Council Meeting

Date: January 28 @8:30am

Family Resource Center

Time	Items	Facilitator
8:30	1. Welcome	Ms. Gonzalez
8:35	2. Title I a. Fall Revisions b. 24-25 Funding	Ms. Gonzalez
9:00	3. Community Schools Grant a. Carryover funding b. 24-25 Funding	Ms. Gonzalez
9:15	4. Measure G1 Community Input 24-25 Allocation: \$365,190.00 Proposal: <ul style="list-style-type: none">• Fund two FTEs of Restorative Justice Facilitator to maintain strong restorative justice program at Elmhurst• Fund Arts Integration Consultant• Fund Student Wellness and Activities Coordinator Strengths of RJ Program: <ul style="list-style-type: none">- Much needed SEL and culture building support to support smooth transition from 5th to 6th grade- RJ support allows for stronger instruction in classroom if students' needs are met- Build communication and problem-solving skills in students and adults Challenges: <ul style="list-style-type: none">- Role of RJ is challenging, want to sustain and maintain folks in the position- How to create preventative strategies vs. just responding to incidents Wonderings: <ul style="list-style-type: none">- How do RJs spend their day?- What coaching and training to do they receive?- How do they work with the teachers?	Ms. Gonzalez



	<p>Motion to approve funding of three positions: unanimous “yes”</p> <p>Arts Integration: support teachers with integrating hands-on visual projects in core classes to support whole child thinking and visual learners</p> <p>Strengths:</p> <ul style="list-style-type: none">- Teachers have named this is a strong resource- Helps to liven up curriculum <p>Challenges:</p> <ul style="list-style-type: none">- Would love to increase opportunity if funding is available <p>Motion to approve arts integration: unanimous “yes”</p> <p>Student Wellness and Activities Coordinator: to support structured activities during all lunches and breaks. Develop wellness campaigns throughout the year</p> <p>Strengths:</p> <ul style="list-style-type: none">- This will reduce physical fights that occur- Students need opportunities to learn more about wellness so that they are more ready to learn in the classroom <p>Challenges:</p> <ul style="list-style-type: none">- How to differentiate between each of the grade levels and special programs? <p>Motion to approve arts integration: unanimous “yes”</p>	
	5. Public Input	Everyone
9:30	6. Establish Date of Next Meeting and Adjourn	

Elmhurst United Student Council

January 27, 2025

Time	January 27, 2025
8:25	Community Builder
8:30	School Budgets 101 <ol style="list-style-type: none">1. What do you know already?2. Give overview3. Answer questions
8:40	G1 Funding Proposal <ol style="list-style-type: none">1. Share proposal for 2 RJ Facilitators, arts integration consultant, and student wellness and activities coordinator2. Questions about each of the jobs?3. Turn and talk: How can each of the jobs help students?
8:55	Exit Ticket Budget Priorities

Leadership Team

In attendance: Ariel, Majerus, Rasmussen, McDonald, Gonzalez, White, Douglas

Time	January 22, 2025	Next Steps/To Do
3:45	Landing	Rotate opening
3:55	Updates/Follow-ups: <ol style="list-style-type: none"> 1. Field Day 2. Attendance Data 	
4:30	<p>Measure G1 24-25 Funding \$365,190.00</p> <ol style="list-style-type: none"> 1. Measure G1 <ol style="list-style-type: none"> a. Proposal: <ol style="list-style-type: none"> i. 2 FTE for RJ ii. Arts Integration Consultant iii. Student Wellness and Activities Coordinator <p>Proposal notes:</p> <ul style="list-style-type: none"> - Critical to maintain these positions to support Restorative Discipline program - See increase of Tier 2 and 3 needs from students - With a large group of newer teachers, this has been important - How do we build more capacity of teachers to hold RJ conversations? They need to also do the reflection when referrals are made - Important to identify objectives for RJ/Admin meetings and <ul style="list-style-type: none"> - Monthly? - create year-long scope with time for reflection - Examine suspension and referral data - Exciting momentum of Peer RJ class. Would love to continue <p>Approval to fund 2 FTEs for RJ.</p> <p>Proposal to spend on Arts Integration</p> <ul style="list-style-type: none"> - Going very well, let's continue - Teachers see benefit of utilizing visual thinking skills to liven up curriculum <p>Approval to fund Arts Integration Consultant</p> <p>Proposal to fund Student Wellness and Activities Coordinator</p> <ul style="list-style-type: none"> - Seeing need for students to have structured activities daily at each of the lessons to increase positive play and communication - Coordinator will develop student wellness campaigns once per marking period <p>Approval to fund Student Wellness and Activities Coordinator</p>	
5:00	Closing	



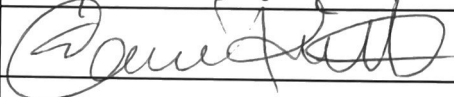
Student Council Meeting
Elmhurst United Middle School

January 27, 2025

1. Diego	16. Gratton
2. Jose	17. Jackson
3. Kacey	18. Adolfo
4. Michael	19. Ritchie
5. Damian	20. Franklin
6. Eder Lyons	21. Christian
7. Brooklyn Revis	22. Justin Melgar
8. Anya Kidd	23.
9. Alexander Barrantes	24.
10. Guenaro Alvarez	25.
11. Leyvi Pablo	26.
12. Melissa G	27.
13. Boramei Thun	28.
14. Itza, VR	29.
15. La'mont White	30.

School Site Council (SSC) Meeting Sign-In Sheet

SSC Meeting Date: 01/28/2025

Elected SSC Members:	Role: and phone# # De contacto	Signature \ firma
1. Lesly Hernandez	510 772 46 97	Lesly H.
2. Cr. Santa Ramirez	610 692-3080 padre	C.R.
3. Maria Sanchez	Staff. (510) 692-7459	Maria Sanchez
4. Viet-Ly Gonzalez	Principal	
5. Mariko White	Teacher 510-289-4937	
6. Aaron Pratt	510 812 1461	
7.		
8.		
9.		
10.		
11.		
12.		

* Note: SSC must have a quorum (51%) to vote on any agenda items. Alternates are NOT voting members and do not count towards quorum.