

Board Office Use: Legislative File Info.	
File ID Number	24-3051
Introduction Date	1/8/25
Enactment Number	24-2310
Enactment Date	1/8/2025 CJH



Board Cover Memorandum

To Board of Education

From Kyla Johnson-Trammell, Superintendent
Preston Thomas, Chief Systems and Services Officer
Sailaja Suresh, Executive Director of Systems and Services

Meeting Date January 8, 2025

Subject Application Approval for Environmental Protection Agency Grant

Ask of the Board Approval by the Board of Education of submission of the District’s Grant Application to the Environmental Protection Agency, Washington, D.C., seeking \$4,999,960.16 for testing of lead in water at school sites, distribution of additional FloWater stations, and appropriate repairs to ensure a parts per billion (ppb) level of 5 ppb or less for the period of May 1, 2025 to April 30, 2030.

Background and Discussion The EPA continues its focus on ensuring and advancing environmental justice and equity, revitalizing communities, and protecting public health through the reduction in lead grant program. Through the grant program, EPA’s prioritization in advancing the Justice40 Initiative furthers the pursuit towards meeting the goal of delivering 40 percent of the benefits from covered federal investments to disadvantaged communities.

Funding is awarded on a competitive basis. The grant program is designed to facilitate reducing lead in drinking water in disadvantaged communities through infrastructure and/or treatment improvements or facility remediation in schools and child care facilities. The goal of these projects is to address conditions that contribute to increased concentrations of lead in drinking water. The lead reduction projects should proceed to implementation upon award.

Priority Areas identified in this announcement are for: (1) Reduction of Lead Exposure in the Nation’s Drinking Water Systems through Infrastructure and Treatment Improvements and (2) Reduction of Children’s Exposure to Lead in Drinking Water at Schools and Child Care Facilities. A key priority for the agency is assisting drinking water systems, schools, childcare facilities, and communities nationwide to minimize sources of lead in drinking water.

- Discussion** District staff is recommending applying for this round of EPA funding under Priority 2: Reduction of Children’s Exposure to Lead in Drinking Water at Schools and Child Care Facilities. Under this priority area, school districts are eligible to apply. Given the history of significant lead-related issues discovered within district schools, and the fact that a majority of OUSD schools are located in a Justice 40 census tract, there is a strong alignment between our grant proposal and the priorities stated by the EPA. The proposal prioritizes replacing lead-contaminated pipes, fixtures, and plumbing, installing water purification systems, and adhering to EPA 3Ts guidelines—Training, Testing, and Taking Action. OUSD’s proactive measures include regular testing, public transparency, and stringent remediation protocols, ensuring safe drinking water access at a 1:100 ratio of water purification stations to students. With robust data systems, community engagement efforts, and existing contracts, OUSD is poised for an immediate and effective response to safeguard student and staff health with adequate funding.
- Fiscal Impact** The proposed grant budget is \$4,999,960.16 of one-time funding that must be spent by April 30, 2030, in alignment with the categories defined above in the Background section.
- Attachment(s)**
- Environmental Protection Agency Grant Face Sheet
 - EPA Grant Narrative & Budget Proposal
 - EPA Grant Appendices

OUSD Grants Management Face Sheet

OUSD Grants Management Face Sheet	
Title of Grant:	Funding Cycle Dates:
Oakland Unified School District Committing to Lead-free Environments And Resources (OUSD CLEAR)	5/1/2025 to 5/1/2030
Grant's Fiscal Agent: (contact's name, address, phone number, email address)	Grant Amount for Full Funding Cycle:
Environmental Protection Agency	\$4,999,960.16
Environmental Protection Agency 1200 Pennsylvania Avenue, N.W. Washington, DC 20460	
(202) 564-4700	
WIINDrinkingWaterGrants@epa.gov	
Funding Agency:	Grant Focus:
Environmental Protection Agency	Lead Testing and Remediation
List all School(s) or Department(s) to be Served:	
All schools	
Information Needed	School or Department Response
How will this grant contribute to sustained student achievement or academic standards?	Ensuring students will have access to safe, lead-free water at all campuses. Lead is a known toxin that affects brain development.

<p>How will this grant be evaluated for impact upon student achievement?</p> <p>(Customized data design and technical support are provided at 1% of the grant award or at a negotiated fee for a community-based fiscal agent who is not including OUSD’s indirect rate of 3.89% in the budget. The 1% or negotiated data fee will be charged according to an Agreement for Grant Administration Related Services payment schedule. This fee should be included in the grant’s budget for evaluation.)</p>	<p>Testing results post-remediation will show lead levels below 5 ppb.</p>	
<p>Does the grant require any resources from the school(s) or district? If so, describe.</p>	<p>No</p>	
<p>Are services being supported by an OUSD funded grant or by a contractor paid through an OUSD contract or MOU?</p> <p>(If yes, include the district’s indirect rate of 3.89% for all OUSD site services in the grant’s budget for administrative support, evaluation data, or indirect services.)</p>	<p>Services are being paid through an OUSD contract or MOU</p>	
<p>Will the proposed program take students out of the classroom for any portion of the school day? (OUSD reserves the right to limit service access to students during the school day to ensure academic attendance continuity.)</p>	<p>No</p>	
<p>Who is the contact managing and assuring grant compliance? (Include contact’s name, address, phone number, email address.)</p>	<p>Name/Title:</p>	<p>Nilufar Abdul, Assistant Project Manager for Systems and Services</p>
	<p>Site:</p>	<p>918</p>
	<p>Address:</p>	<p>955 High St., Oakland CA 94601</p>
	<p>Phone:</p>	<p>510-277-2896</p>
	<p>Email:</p>	<p>nilufar.abdul@ousd.org</p>

Applicant Obtained Approval Signatures:			
Name/s	Entity	Signature/s	Date
Preston Thomas, Chief Systems and Services Officer	Department Chief		12/3/24
Grant Office Obtained Approval Signatures:			
Name/s	Entity	Signature/s	Date
Lisa Grant-Dawson	Senior Business Officer		
Kyla Johnson-Trammell	Superintendent		1/9/2025

A. Cover Page

i. Project Title: Oakland Unified School District Committing to Lead-free Environments And Resources (OUSD CLEAR)

ii. National Priority Area: National Priority Area Two: Reducing Children's Exposure to Lead in Drinking Water in Schools and Childcare Facilities

iii. Applicant Information: Oakland Unified School District

iv. Key Personnel:

Preston Thomas, Chief Systems and Services Officer

Nilufar Abdul, Assistant Project Manager of Systems and Services

Marc White, Director of Buildings and Grounds

Mark Cavalli, Coordinator of Buildings and Grounds

Mark Griggs, Plumbing Manager

Rebecca Littlejohn, Risk Management Officer

v. Total Project Cost: \$4,999,960.16

B. Executive Summary

Oakland Unified School District (OUSD) is an urban school system serving more than 34,000 students across 70 campuses in Northern California, spanning 53 Justice 40 census tracts. On average, our buildings are 71 years old. Current water testing has shown critical levels of lead across at least half of our schools. Some schools' fixtures have tested as high as 930 parts per billion (ppb), well above the EPA's remediation threshold of 15 ppb, and far above the District Action Level of 5 ppb. By replacing fixtures, pipes, and filters, installing new water purification systems, and continuing to educate the community, OUSD will reduce lead exposure and safeguard the health of over 50,000 children and adults in our schools every day.

This project builds on existing lead remediation efforts that have been underway since 2017, when the Board began establishing bold standards in the area of lead testing and remediation. The District's protocols align to the EPA's 3Ts (Training, Testing, and Taking Action) guidelines, naming conventions, and protocols to comprehensively and reliably test for lead, remediate issues, train, and communicate with families. With additional EPA funding, the District will maximize impact to the greatest number of students living in Justice 40 tracts. Location in or adjacent to a Justice 40 census tract, enrollment size, known lead testing results, and severity of levels of lead are all used to craft remediation plans and to select focal schools for this proposal. Based on this process, the District will expand current and past remediation efforts, including fixture & filter replacements, additional water purification systems, and partial pipe replacements.

Recent testing has revealed lead levels that far exceed the EPA Action Level of 15 ppb, with 83 out of 247 recently sampled fixtures above 15 ppb, and more than half of those 83 exceeding 30 ppb. The District has already absorbed nearly \$1m of costs towards remediation efforts, which is a huge amount given the current projected deficit of \$95m expected for the 2025-2026 school year. Additional funding is urgently needed to address this critical public health need in our city, given the prominent role our school facilities play in the lives of our students, 80% of whom are from low-income households. As the second largest property owner in the city of Oakland, where 56% of our schools are in or adjacent to a Justice 40 census tract, a large-scale lead remediation effort across our properties will have generational benefits in terms of public health impact by reducing the number of fixtures and pipes that may contain lead-based elements, by reducing the amount of lead found in drinking water, and by reducing children's exposure to lead in our schools. Based on the District's existing data infrastructure to track and report on test results, contracts with EPA-certified testing companies, water purification system companies, electrical & plumbing contractors, and extensive experience with remediating known lead issues, this project is fully planned, with all necessary approvals, and ready to proceed immediately upon receiving funding, allowing for an expedited and comprehensive response to this urgent issue.

C. Workplan

i. National Priority Area

1. Addressing the National Priority Area and Lead Reduction in Disadvantaged Communities

The Oakland Unified School District (OUSD) project addresses lead contamination in drinking water across all 70 school campuses, prioritizing schools built before the 2011 Reduction of Lead in Drinking Water Act and those in the Justice 40 census tracts to target areas with the highest risk. A majority of District schools are located in or adjacent to a Justice 40 census tract and 80% of the District's students qualify for a free or reduced price lunch, based on their household income levels. By following the EPA's 3Ts (Training, Testing, and Taking Action) framework, this initiative will build on existing protocols, expanding the capacity of a team that has extensive experience in the practices of lead testing, remediation, and communication, to deliver a comprehensive response to reduce lead exposure and improve water quality for students and staff in multiple disadvantaged communities. The project will replace lead-containing pipes, faucets, filters, and fixtures and install additional water purification machines to reach a 1:100 machine-to-student ratio, significantly reducing lead exposure in schools across the city, with a priority focus in our 53 Justice 40 neighborhoods. This project is directly aligned to the National Priority Area 2 of Reducing Children's Exposure to Lead in Drinking Water in Schools and Childcare Facilities, as OUSD is the property owner that has direct access to immediately remediate the known lead issues that impact the 18,000 students attending school every day at the 39 campuses located in or adjacent to Justice 40 census tracts.

2. Known Lead Issues in Disadvantaged Communities

Water quality sampling in 2024 in OUSD schools revealed that lead levels exceeded the EPA action level of 15 parts per billion (ppb) and the District Action Level of 5 ppb in at least 40 schools. Specific examples of schools in disadvantaged communities showing very elevated levels of lead include Lincoln Elementary with lead levels at sampled fixtures at 930 ppb and 700 ppb and Edna Brewer Middle School at 540 ppb, which have already been remediated with fixture replacements and filter installations. These findings are indicative of a larger-scale problem within the individual school but also across the District and the city. Most of OUSD current buildings housing students predate 2010, when lead plumbing materials were routinely used in plumbing. This project prioritizes thorough assessments and targeted action at these high-risk schools, where older infrastructure makes them vulnerable to lead contamination, affecting thousands of students in disadvantaged neighborhoods. Across the 39 District schools

located in or adjacent to Justice 40 census, nearly 18,000 students attend school every day. Addressing the lead issue in the water at these sites is a critical environmental justice priority in our city and will only be possible with additional financial support through this grant. With current funding available, only short-term, limited fixes are possible: closing affected fixture locations, replacing fixtures and filters, and adding water purification systems to a ratio of 200:1. To address underlying issues throughout the system, additional funding is required.

In 2018, the District's Board of Education demonstrated bold leadership in the area of lead testing and remediation, passing a resolution to establish a District Action Level of 5 ppb within District schools, 3x more stringent than the EPA or the state of California's action levels at the time. In addition, the District has gone above and beyond California standards around lead testing, which is only required by the state every 5 years at early childhood centers and preschools; Oakland is testing all K-12 schools, though this is not required by the state. In order to address the widespread, known lead issues throughout the city, federal financial support through this grant program is critically important to be able to quickly and fully remediate the issues already identified.

3. Public Education, Outreach, Risk Mitigation, and Post-Implementation Monitoring

The District has learned hard lessons over the course of 2024 about communication, specifically that lags in communication lead to the erosion of public trust in District leadership and remediation efforts. The District has taken steps in the fall of this year to ensure that our testing teams follow a regular, predictable, EPA-guided testing schedule, while also providing systematic reporting of results, and sharing clear, regular reports at every public Board meeting. The District has also developed a publicly visible dashboard of water purification station locations and quantities, and shared historical testing results. In addition, to ensure clearer communication in the future with testing companies, repair contractors, and the public, the District also has created an internal database that uses an EPA naming convention for all water fixtures in every school. This database will also immediately allow us to consistently track the use of grant funds in further testing and remediation efforts, upon notification of grant award.

The District has established a system to notify school leaders within 24 hours of receiving test results, to provide weekly updates to stakeholders, and to install new fixtures and filters while continuing to identify the source of each individual problem area and retesting, where necessary. Public outreach and education will be central to this project, providing regular updates about lead levels, remediation efforts, and ensuring the community remains informed and engaged. OUSD has implemented a structured approach for community outreach and public education, ensuring transparency and

consistent communication. A dedicated Communications Team coordinates with the testing and remediation teams to follow the 3 T's guidelines, to achieve the following:

- **Notification of Testing Results:** Test results are shared with school leaders within 24 hours and then posted online, keeping the community informed, while fixtures can be closed down, remediated, and retested.
- **Regular Progress Updates & Opportunities for Public Comment:** Weekly reports are provided to the OUSD Board of Directors and the community, ensuring accountability and engagement. Additionally, updates are delivered at public Board and Facilities Committee meetings to maintain an open dialogue with the community, where students, staff, and families can provide feedback directly to board members, District staff, and District leadership.
- **Risk Mitigation Measures:** ANSI Certified filters specifically for lead remediation are used at locations with elevated lead levels, and pipe and fixture replacements are completed when contamination is confirmed. Following each remediation phase, additional water quality testing ensures lead levels meet EPA and District standards of 5 ppb or lower.

To ensure immediate safe water access and to mitigate overall risk of student exposure to lead in the water, OUSD currently has installed 163 FloWater stations, with plans for an additional 212 installations to establish a 1:100 machine-to-student ratio, should the District receive these grant funds. After the current school year, the District no longer has access to the one-time relief dollars and expiring grant funds that have helped pay for mitigation efforts thus far. However, the underlying issue of our older pipes and fixtures remains. Additional funding is absolutely essential to remediating the issues across all of our campuses, thereby impacting the lives and public health of more than 34,000 students. Post-implementation monitoring will continue to ensure long-term safety, with ongoing testing and public reporting to uphold community trust and awareness.

Ultimately, we want to invest in our students--our greatest asset--as communicators, messengers, and educators in the community, should we receive EPA grant funding. The District's Health and Wellness team is building upon their district-wide curriculum, called Healthy Oakland Teens and Kids to add in information about lead impacts and how to mitigate those impacts in accessing drinking water in their homes and in the community. Given the widespread issues of lead across the city, particularly in older housing complexes, giving our students the Training, tools, resources, and information they need to improve their own safety and well being is a critical outcome to this project. Using the 3 Ts framework, which aligns to the scientific method that is foundational in our core science curricula, and the resources available from the state and county public health departments about the dangers of lead and how to get tested, we will work with

students in Justice 40 schools to ensure that their families and the wider community have access to multilingual resources and information available to them in the formats they access the most.

4. Maintenance of Lead Level Reductions Post-Grant Completion

After project completion, OUSD will implement a sustainable maintenance program to ensure safe school drinking water. This includes:

- **Biannual Water Quality Testing:** Testing at all drinking sources in buildings older than 2010 and where there have been previous test results with lead levels above 5 ppb will be conducted every other year to monitor lead levels and ensure compliance with EPA and more stringent District standards. Additional funding from recently-passed California Proposition 2 can support financially with ongoing testing needs.
- **Routine Maintenance of Purification Machines & ANSI certified filters:** Annual filter replacements and system checks will be conducted to sustain the functionality of water purification machines and filters installed at drinking fixtures.
- **Continued Community Education:** In collaboration with the Alameda County Healthy Homes Department (ACHHD), OUSD will continue to educate students, families, and staff on lead safety and water quality, reinforcing long-term awareness and health protection. While the District-led remediation efforts must be limited to buildings and properties that are owned by the Oakland Unified School District, elevated lead is an issue in many older buildings across the city as a whole. The District plans to expand work with the ACHHD with the support of this grant, so that families can have access to additional testing opportunities for their home water supplies, in addition to ensuring that the water they access at school is safe and lead-free.

5. Promotion of Public Health and Support for the Justice 40 Initiative

This project addresses a persistent public health issue in OUSD schools that disproportionately affects Oakland's disadvantaged communities, which is the largest concentration of Justice 40 census tracts in the whole county. Lead exposure is especially dangerous for young children, as even low levels of lead can cause developmental delays, learning difficulties, and behavioral problems. While the District has gained a tremendous amount of experience in the areas of lead testing, remediation, and communication, funding continues to be the main barrier in expanding our efforts as much as is necessary. In addition to mapping schools using Justice 40

criteria, the Facilities team has expanded efforts to map and analyze key environmental risks across Oakland, considering the following:

- **Children's Lead Risk:** Highlighting areas with older housing and low-income families where children are at higher risk of lead exposure. Data combines housing age with socioeconomic factors. Map included in Appendix.
- **Previous Lead Results:** Previous lead test results from 2024, in addition to the severity of lead issues found in previous tests were used to determine the priority schools to be remediated through partial pipe replacements with funds from this grant. Currently, 41 out of 56 tested campuses have shown elevated lead levels above 5 ppb in at least one fixture. Of those 41 campuses, 25 have shown elevated lead levels above 15 ppb, indicating some amount of potential underlying pipe corrosion, which must be addressed through a partial pipe replacement. Complete list of schools and category of action level exceedance, as well as alignment to Justice 40 census tracts is included in the Appendix.

Our schools should be the safest, cleanest, most welcoming sanctuaries for all of our students, their families, and our staff members. District staff strive to make them so each and every day, and EPA grant support in the lead remediation efforts can make this possible, while acknowledging the significant environmental and public health issues that exist outside of our school buildings. These other public health hazards show significant overlap in terms of their geographic locations with the Justice 40 census tracts and our known lead issues. Receiving these grant funds will go a long way to mitigating some of the most severe public health issues that have known remediation measures, and which are within our control, in District-owned and operated properties. This work will also set a state and national standard for other districts, in a systematic approach for how to move forward with lead testing and remediation in their own systems.

By improving drinking water quality at schools, OUSD is committed to fostering a safe educational environment, reducing health disparities, and promoting equitable access to clean water. Our focus will be how to maximize the impact on the number of students in Justice 40 neighborhoods and in the schools that have been most significantly impacted by the known lead issues. 39 schools, or 56% of the Districts' school campuses are directly located in or immediately adjacent to a disadvantaged community census tract, as defined by the federal Justice 40 criteria, where 18,000 students attend school every day. This project will reduce the quantity of fixtures and pipes containing lead in our schools, will reduce the amount of lead that will be present in drinking water, and will reduce the amount of lead that students in Justice 40 neighborhoods will be exposed to each and every day.

ii. Expeditious Project Readiness to Proceed

OUSD is ready to immediately implement the project plan within this grant proposal, as soon as the notice to award has been received. This project plan builds on years of work and an intense six to eight months of testing, remediation, communication, and planning in 2024, guided by the 3 T's framework, indicating an expeditious readiness to proceed and a strong foundation that will ensure the success of the grant outcomes.

Past and Current Practices

Oakland Unified School District (OUSD) has been addressing lead contamination using the EPA's 3Ts (Training, Testing, and Taking Action) guidelines as a comprehensive framework. When test results in summer 2024 showed lead levels above 5 parts per billion (ppb), OUSD promptly took action and shut down all affected fixtures to begin fixture replacements and filter installations. After the results were shared with the District Facilities and Buildings & Grounds teams, the District installed 60 new FloWater stations across the city within 4 weeks, coordinating necessary plumbing, electrical, and contracting support to provide immediate emergency access to safe drinking water access for students and staff while shutting down other water sources.

To support the **Training** component of the 3Ts, OUSD assembled dedicated teams for both communications and testing and coordinated with the county Healthy Homes Department to share vetted public health information with the community. The **Communications Team** is responsible for consistent, transparent communication with stakeholders, including parents, staff, and the wider community. This team oversees updates on the District's public dashboard and website and ensures that all parties are promptly informed about lead testing results, remediation progress, and any immediate actions taken. The team has also established clear communication channels to handle community inquiries, maintain transparency, and foster trust in OUSD's commitment to student safety.

As for **Testing**, OUSD's Testing Team first began testing fixtures in 2017, in response to state Assembly Bill 746, which required one-time testing of between one and five fixtures at each school across the state of California. Given the high levels of lead found at some sites at that time, the District's Board of Education created a local policy in 2018 to continue the practice of lead testing at all schools and childcare centers. The District requires our testing companies to follow the EPA 2-step testing protocol for schools and childcare facilities and the diagnostic, 3-step 200.8 protocol to diagnose known lead issues, prioritizing buildings older than 2010. Our testers are managed by our Risk Management team and must demonstrate expertise in environmental testing, and ability to ensure that all sampling is conducted accurately and in accordance with EPA and state guidelines. OUSD's Testing Team also coordinates with certified

laboratories for sample analysis and is responsible for documenting and sharing results within 24 hours, supporting the District's goal of transparent and timely reporting.

Under the **Taking Action** component, OUSD has implemented a comprehensive remediation plan that includes the closing of fixtures during testing and if elevated lead levels are found, replacement of lead-containing pipes, faucets, and fixtures, and installation of ANSI-certified filters at drinking fountains, and installation of water purification filtering systems across all 70 campuses. When tests show lead levels above 5 ppb, the District begins Taking Action, shutting off affected fixtures, sharing testing results to the school leadership within 24 hours, and posting test results on the public website, building systems for transparency and community trust. After applying the appropriate remediation of a new filter, fixture, or pipe replacement, post-remediation water quality testing is also conducted, to ensure the effectiveness of the remediation put in place at each fixture. These urgent remediation efforts have been extremely costly, but also prioritized by District leadership because of the impact on students' health and well-being. Additional funding will ensure that the District can implement these best practices consistently across all of our sites and ensure all of our students and staff can have adequate access to lead-free water, by supporting larger-scale remediation efforts and additional water purification filtering machines to achieve a ceiling of 1:100 machine-to-student ratio, ensuring consistent access to clean drinking water at every school in the District.

Project Planning and Design

OUSD's readiness is demonstrated through the documents included in the Appendix attachment, several attachments, including:

1. **Past Test Results:** A sample of previous test results showing elevated levels of lead across multiple campuses.
2. **Water Purification System Inventory:** A dashboard showing the locations and quantities of water purification/filtration stations across all school campuses.
3. **Drinking Water Fixture Inventory:** A sample of drinking water fixture inventory, showing adherence to the EPA naming convention, ensuring greater clarity and ease of communication for testers and repairs.
4. **Naming Convention One Pager:** Guide used for training the testing team and the contractors addressing remediation needs, to ensure clear communication about impacted fixtures.
5. **Board resolution for water testing:** Board resolution demonstrating District leadership and dedication to the issue reducing lead in drinking water, stating the District Action Level as 5 ppb.

6. **List of CUPCAA Plumbing and Electrical Contractors:** Annually updated District list of California Uniform Public Construction Cost Accounting Act (CUPCAA) certified contractors, who can immediately begin work on any repairs needed at sites needing remediation.
7. **ANSI/NSF certified filters:** Product description sheets on filters currently being purchased and installed to remediate known lead issues. The District is currently using Omnipure Filter Company products, specifically Model K5615 1 Micron Lead & Chlorine Reduction and the K5515 1 Micron Lead Reduction Block. Both filters meet the NSF Standard 42 and Standard 53.
8. **Community Resources:** In addition to weekly board reports and communications to individual school sites about testing in progress and test results, the District has proactively communicated with the Oakland community as a whole about the ongoing testing procedures and the phasing of the work throughout the 2024-2025 school year.
9. **List of School Campuses Located in Justice 40 Neighborhoods:** A list of all schools along with their modernization dates, address, enrollment, current status of lead testing, and planned remediation efforts, in addition to a notation about which are located in or adjacent to Justice 40 disadvantaged communities.
10. **Children's Lead Risk from Housing by Census Tract:** A map showing school locations and children's lead risk from housing, based on data from the California Office of Health Hazard Assessment, CalEnvironScreen 4.0.
11. **California Department of Education 2024–25 Restricted Indirect Cost Rates for K–12 Local Educational Agencies (LEAs) – Five Year Listing**
[\[https://www.cde.ca.gov/fg/ac/ic/\]](https://www.cde.ca.gov/fg/ac/ic/): Each year, the California Department of Education releases the indirect cost rate that each Local Educational Agency or School District must use, within the state's purview. Five years' of Indirect Rates for Oakland Unified School District are shown, including the Indirect Cost Rate used within this grant application for the next school year, of 3.89%.

With these data components and testing and remediation teams in place, OUSD is ready to proceed with the remediation of lead in drinking water systems through filter and fixture replacements, partial pipe replacements, and installation of 212 additional FloWater water purification systems across 61 campuses to achieve a 1:100 ratio, ensuring safe and healthy environments for all students and staff.

iii. Environmental Results and Measuring Progress

1. Stated Objective and Link to EPA's Strategic Plan

The primary objective of this project is to reduce lead contamination in the drinking water of Oakland Unified School District (OUSD) schools and childcare facilities,

thereby protecting the health and safety of students, staff, and the broader community. This objective aligns directly with the EPA's Strategic Plan Goal 5: Ensure Clean and Safe Water for All Communities, specifically objective 5.1: Ensure Safe Drinking Water and Reliable Water Infrastructure. By replacing lead-contaminated pipes and fixtures, adding in filters, and installing water purification filtering machines, this project supports EPA's efforts to safeguard drinking water in disadvantaged communities by September 2026, contributing to long-term public health improvements by providing financial assistance to improve operations of their drinking water. A majority of schools in the Oakland Unified School District are located in or adjacent to a Justice 40 disadvantaged census tract.

As pointed out in the EPA Strategic Plan on page 61, "Low-income, people of color, Tribal, smaller, and rural communities are disproportionately impacted by water related challenges and face historical hurdles in accessing water infrastructure funding. EPA will ensure that infrastructure investments reach communities that need them the most, which will be supported by work to implement the Justice40 initiative and advance racial equity and environmental justice for communities who too often have been left behind." The priorities of the EPA strategic plan as related to improving the water infrastructure for disadvantaged communities are directly aligned to the plans contained within this grant proposal to address the lead issues in the water in Oakland, CA.

Given the strategic alignment of the EPA's vision with the important work that must be done in Oakland, the Oakland Unified School District is hopeful that the financial assistance and additional guidance from the EPA will make a deep impact within Oakland schools and across the city. Specifically, our Communications team and our students can help disseminate critical information and guidance from the EPA, such as: "documents to assist communities in identifying lead service lines, the most significant sources of lead in drinking water, to prioritize their replacement. EPA will provide training and technical assistance to drinking water service providers to protect children and households in impacted communities and will help providers improve outreach to drinking water consumers to take actions to reduce their lead exposure." A national agency working in partnership with a deeply-rooted local institution can have a broad and deep impact, ensuring that the vast knowledge and resources developed over time in the area of water quality can reach the families, students, and residents who need the support the most.

2. Results of Activities (Outputs)

The project's anticipated outputs will include:

- **Installation of additional FloWater purification stations:** To achieve a 1:100 machine-to-student ratio, 212 FloWater stations will be installed across 61

campuses, ensuring immediate safe water access at all times for all staff and students.

- **Replacement of lead-contaminated fixtures and pipes and installation of ANSI-certified filters:** Schools with known lead issues and schools with new test results showing elevated levels above 5 ppb will be remediated with replacement fixtures, pipes, and installation of filters. Remediated fixtures will be labeled at the site, to ensure clear communication with the community using each drinking station.
 - The specific remediation measure needed will vary based on the specific test results found at each individual station: whether the issue is with the fixture, the angle stop, corroded pipes, or other--the underlying situation, which is diagnosed by following the 3-step EPA 200.8 protocol will determine the appropriate remediation fix.
 - 18 sites will receive targeted partial pipe replacements, as these sites have elevated test results above 15 ppb, indicating potential pipe corrosion, and do not already have a planned facilities upgrade or other significant property change being planned at this time.
- **Regular updates through the public dashboard and website:** The community will receive continuous updates regarding testing results, fixture replacements, and overall project progress, fostering transparency and engagement online and in person at board meetings.
- **Public education:** The District partners with the Alameda County Healthy Homes Department and with the EPA to ensure that guidance is shared with staff, students, and families about how to reduce their lead exposure, and how to access free testing services.

3. Projected Environmental Improvement (Outcomes)

The anticipated long-term environmental and health outcomes, including an overall reduction in lead exposure by reducing sources of lead in school drinking water will include:

- **Increased family, staff, and student awareness and engagement:** Through public updates, board meetings, and risk education efforts, the OUSD community will become better informed about the dangers of lead and the steps being taken to protect students' health. Resources shared will come directly from EPA guidance documents and the Alameda County Healthy Homes Department, as the known experts in the dangers of lead exposures and how to reduce lead exposure.
- **Reduction in lead exposure:** A consistent reduction in the concentration of lead in the water supply across all OUSD campuses, as confirmed by bi-annual

testing of fixtures in buildings that pre-date 2010 and at all fixtures that have previously tested above 5 ppb.

- **Improved public health outcomes:** Lower lead exposure will result in fewer health complications among students, particularly young children who are most vulnerable to lead poisoning. This will be reflected in improved overall blood lead levels in the community, as monitored by the Alameda County Healthy Homes Department.

Measuring and Tracking Progress

The District will track and report progress toward these outcomes through the following methods:

- **Bi-annual water testing at all drinking sources in buildings that pre-date 2010:** The results of the tests will be documented in our internal database and publicly shared within 24 hours, ensuring transparency and prompt action if new contamination is detected.
- **Regular updates via the public dashboard:** The project's progress will be updated in the District's internal database, and on the public website, tracking the number of fixtures replaced, purification systems installed, and test results for each campus.
- **Post-remediation water quality sampling:** After each fixture replacement, water quality testing will be conducted to confirm that lead levels are safely below the EPA's threshold.
- **Community feedback and engagement:** Board meetings and public comment periods will provide opportunities for community members to engage with and respond to the ongoing remediation efforts.

By tracking these outputs and outcomes, OUSD will ensure that the project remains aligned with the EPA's Strategic Plan and that it contributes to long-term public health improvements.

iv. Milestone Schedule & Budget

The project is designed to be completed within a four-year timeline, with key milestones to ensure progress is made efficiently and safely. The timeline is as follows:

Currently Underway

- Complete 2-step testing of all drinking water fixtures and filtration systems across all campuses.
- Remediation of all known issues of elevated lead levels above 5 ppb through fixture and filter installation/replacement.

- Retesting all remediated fixtures & labeling as safe to drink, if retesting results are below 5 ppb.
- Additional remediation and 3-step diagnostic testing for any retesting results above 5 ppb.
- Installation of FloWater water purification systems at all campuses to achieve a 1:200 ratio of systems to students.
- Inventory and labeling of all drinking water faucets and water purification systems using EPA naming conventions.

Upon Grant Award, we will begin moving through the following phases:

1. Month 1–3: Preparation

- Initiate purchase agreement for 212 additional FloWater stations to ensure students have access to clean drinking water at a ratio of 1:100 for purification systems to students. EPA WIIN Grant funds will be used towards the partial cost of all 212 water purification systems, and will be supplemented with private funding currently raised for this purpose.
- Inventory and labeling of all new water fixtures, including non-drinking water stations, across all campuses.
- Create testing schedule of all water fixtures not previously tested in 2024.
- Launch public awareness campaigns and provide weekly updates to the board and community through the website, dashboard, and public meetings.
- Purchase and replace filters and fixtures, as needed, based on ongoing testing.
- Select and contract with vendor to diagnose pipe replacements needed at 18 campuses with elevated lead levels above 15 ppb.

2. Month 4–12: Filter & Fixture Replacements, Water Purification System Installation, Pipe Diagnoses

- Complete installation of FloWater purification stations across the District, to achieve the 1:100 ratio of machines to students.
- Test all water fixtures not previously tested in 2024 using the 2-step process; if lead levels above 5 ppb are found, close the station, re-test using the 3-step diagnostic process, and begin remediation.
- Diagnose pipe replacements needed at the 18 sites with elevated levels of lead above 15 ppb, indicating pipe corrosion.
- Retest any water fixtures post-remediation. Purchase and replace filters and fixtures, as needed, based on ongoing testing.
- Publicly share all water testing results, locations of water filtration stations, and information about progress on the public website/dashboard, and in weekly board updates.

- Apply for statewide Proposition 2 funding to pay for ongoing lead testing throughout the District on a bi-annual basis.
- Adopt board-approved 5-year Facilities Master Plan that incorporates long-term planning related to lead remediation and whole school modernization projects that will involve pipe replacements at older campuses.

3. Year 2: Pipe Replacements, Continued Remediation and Monitoring

- Begin partial pipe replacements at 6 Justice 40 schools, based on diagnostics
- Ensure all fixtures are labeled as safe to drink, after remediation is complete.
- Develop testing plan for all buildings older than 2010 on an bi-annual basis, in addition to any fixtures that have previously tested above 5 ppb.
- Provide ongoing updates to the board and community through the public dashboard and website.

4. Year 3: Monitoring, Follow-Up Testing, and Community Engagement

- Complete partial pipe replacements at all 6 sites, based on diagnostics
- Complete 2-step testing of all water fixtures at every campus, followed by 3-step diagnostic testing and remediation where needed.
- Provide ongoing updates to the board and community through the public dashboard and website.
- Update Facilities Master Plan related to whole-school modernization & pipe replacement under new city bond program, to begin in 2028, to specifically address buildings older than 2010 and schools that have historically had high levels of lead.

5. Year 4: Final Review, Reporting, and Long-Term Planning

- Complete partial pipe replacements at final 6 sites, based on diagnostics
- Conduct a final review of all remediation activities, ensuring that all targets have been met, including the replacement of all elevated-level fixtures and the installation of purification machines.
- Submit a final report to the EPA documenting the completion of the project, lead reductions achieved, and recommendations for ongoing maintenance.
- Adopt a board-approved long-term water safety plan for OUSD, including annual testing, regular inspections, and continued community engagement.

v. Detailed Budget Narrative

The total project budget includes the costs associated with fixture and filter replacements, installation of water filtration systems, labor, project management and

community outreach, pipe replacements, and long-term monitoring. Below is an itemized breakdown:

Category	Item	Quantity	Amount	Total
Personnel Salary	Assistant Project Manager for Systems and Services 4 years @ 80% FTE = \$112,000 per year with 3% COLA each year	1	\$468,566	\$468,566.22
Personnel Benefits	Assistant Project Manager for Systems and Services 4 years @ 80% FTE @ 35% benefits for retirement, health & welfare, dental, and vision	1	\$163,998	\$163,998.18
Travel				
Equipment	FloWater Purification Stations (60% of total cost of \$7200)	212	\$4,320	\$915,840.00
Supplies	ANSI Certified Filters	2,910	\$31	\$90,210.00
	Replacement Fixtures	2,910	\$100	\$291,000.00
Contractual	Electrical Work to Install FloWater Stations	212	\$750	\$159,000.00
	Plumbing Work to Install FloWater Stations	212	\$700	\$148,400.00
	Carpentry Work to Install FloWater Stations	212	\$400	\$84,800.00
	Pipe Diagnostics	18	\$2,435	\$43,830.00
	Partial Pipe Replacements	18	\$135,950	\$2,447,100.00
Other				
Indirect Costs @3.89%				\$187,215.76
Total				\$4,999,960.16

Personnel Salary

- Assistant Project Manager for Systems and Services (Nilufar Abdul): This person will be responsible for the execution of grant activities and coordination with the appropriate contractors and other District staff in the Facilities, Risk

Management, and Buildings & Grounds departments. She has a masters degree in Public Health, with a specific focus on Child Nutrition, and in addition to having graduated from Oakland Unified School District, has also been managing a significant portion of the current and ongoing lead remediation coordination internally, bringing significant experience in the 3 T's framework and how it is being applied to the Oakland context.

- 80% of their time will be dedicated to the ongoing lead testing and remediation work, with the other 20% funded through other District resources, for other non-grant related activities.
- 4 years @ 80% FTE = \$112,000 per year = \$468,566

Personnel Benefits

- Assistant Project Manager for Systems and Services (Nilufar Abdul): This person will be responsible for the execution of grant activities and coordination with the appropriate contractors and other District staff in the Facilities, Risk Management, and Buildings & Grounds departments.
 - 35% is used as the standard benefits rate for District employees, given that full health, dental, and vision benefits are available to all employees above a 0.75 Full Time Equivalent.
 - 4 years @ 80% FTE = \$112,000 per year + 35% benefits for retirement, health & welfare, dental, and vision = \$163,998

Equipment

- Water Purification Stations (60% of total cost of \$7200 = 212 @ \$4,320 each)
 - Currently, the District uses the standard of a FloWater purification system as the primary equipment provided to schools for drinking water. Testing has shown lead levels of Non Detect in water from existing FloWater stations, at school campuses with known lead issues, indicating the effectiveness of the systems in filtering out lead from drinking water.
 - Each station:
 - Eliminates up to 99% of all toxins, heavy metals, microplastics, viruses and bacteria with the membrane used in FloWater's Advanced Osmosis system.
 - Removes microplastics and nanoplastics from your drinking water with advanced filtration.
 - Self-sanitizes with a fully-recessed dispensing nozzle and the most potent sanitizing mechanism available, eliminating any potential cross-contamination.
 - The District is currently in the process of receiving additional donations towards defraying the cost of deploying additional filtration machines to

achieve a 1:200 standard. WIIN EPA Grant funds will be used towards 60% of costs to move to a 1:100 system to student ratio, with the remaining 40% paid out of private funds.

Supplies

- ANSI Certified Filters (2910 @ \$31 each)
 - The District is currently using the Omnipure Filter Company products, specifically Model K5615 1 Micron Lead & Chlorine Reduction and the K5515 1 Micron Lead Reduction Block.
 - Both filters meet the NSF Standard 42 and Standard 53.
 - Based on the sites where there are known lead issues, and filters will need to be replaced over the course of the grant period, the District estimates that 2910 filters will be needed at 41 schools.
- Replacement Fixtures (2910 @ \$100 each)
 - Based on the sites where there are known lead issues, the District estimates that 2910 fixtures, which may be faucets, angle stops, flex lines, or bubblers will be needed at 41 schools.
 - The actual fixture that will need replacement will depend on diagnostic testing results.

Contractual

- Electrical Work to Install FloWater Stations (212 stations @ \$750 per installation)
 - Based on prior work to install the FloWater stations in schools in 2024, one installation takes approximately 1-2 days, costing approximately \$750 for an electrician, depending on the complexity of the physical location of the system.
 - \$750 = 8 hours @ \$93.75 per hour
- Plumbing Work to Install FloWater Stations (212 stations @ \$700 per installation)
 - Based on prior work to install the FloWater stations in schools in 2024, one installation takes approximately 1-2 days, costing approximately \$700 for a plumber, depending on the complexity of the physical location of the system. Pre-selected locations are chosen based on proximity to existing plumbing infrastructure.
 - \$700 = 8 hours @ \$87.50 per hour
- Carpentry Work to Install FloWater Stations (212 stations @ \$400 per installation)
 - Based on prior work to install the FloWater stations in schools in 2024, one installation takes approximately 1 day for carpenters to open up access to electrical and plumbing infrastructure, costing approximately \$400 for a carpenter, depending on the complexity of the physical location of the system. Pre-selected locations are chosen based on proximity to existing plumbing infrastructure.

- \$400 = 5 hours @ \$80 per hour
- Pipe Diagnostics (18 sites @ \$2,435 each)
 - Based on known locations of elevated levels of lead exceeding 15 ppb, indicating underlying pipe corrosion issues, the District will work with a contracting firm to identify which segments of pipes across 18 sites need replacing with new, lead-free pipes.
 - Given the size of the District, with 70 campuses, mostly older than 2010, full-scale pipe replacement is not feasible given the financial constraints of this grant and current District funding.
- Partial Pipe Replacements (18 sites @ \$135,950 each)
 - Based on known locations of elevated levels of lead exceeding 15 ppb, indicating underlying pipe corrosion issues, the District will replace portions of piping throughout the buildings, to maximize impact to the greatest number of students in the Justice 40 neighborhoods as possible. The scale of pipe replacement needed will vary significantly based on each campus' need and size.
 - Given the size of the District, with 70 campuses, mostly older than 2010, full-scale pipe replacement is not feasible given the financial constraints of this grant and current District funding.
 - Pre-qualified CUPCAA contractors can be used to implement the pipe replacements, as needed.

The total contribution from this grant program for the individual remediation efforts at each school will vary depending on the size of each site, the scale of the problem found, and the other funds that can be used to supplement the overall remediation. One positive local development is that California voters recently passed Proposition 2, a school facilities-related funding initiative that can support the ongoing costs of lead testing at our schools. In addition, several of the priority schools in Justice 40 census tracts, where high levels of lead have been found, such as Garfield Elementary, are currently in the process of a full-scale modernization effort, which will be paid for through a District bond. The District also anticipates future bond funding in 2028, which may be able to supplement the EPA grant award to address lead remediation issues across the District. Funds received from this EPA grant will be braided with other funding sources, as allowable, to maximize impact across the District on students in Justice 40 census tracts. EPA funding will ensure that the District can implement these needed remediation efforts consistently across all of our sites and ensure all of our students and staff can have adequate access to lead-free water.

vi. Programmatic Capability and Experience

1. Organizational Experience and Infrastructure

Oakland Unified School District (OUSD) has a strong track record in managing large-scale infrastructure and facilities improvement projects, using the EPA's 3Ts (Training, Testing, and Taking Action) guidelines as a framework to ensure a comprehensive approach to lead testing, remediation, training, and communication. OUSD's Facilities and Buildings & Grounds teams are experienced in overseeing complex projects, including new water systems, energy efficiency upgrades, and capital improvements across all 70 school campuses, as evidenced by the recent installation of 60 FloWater systems in 4 weeks, and the routine completion of more than 15,000 work orders across all 70 school campuses each year. The District has the organizational infrastructure required to manage the lead remediation project, with dedicated teams for facilities, project management, contracting, and compliance.

In line with the **Testing** component of the 3Ts, OUSD has established a dedicated Testing Team to oversee all water sampling in compliance with EPA protocols. This team conducts lead testing following the EPA's 2-Step sampling procedure, which includes collecting both first-draw and flush samples to capture accurate lead levels at each water source. The team adheres to the EPA's 250 mL sampling requirement for schools and child care centers, ensuring that each sample is sufficient for reliable analysis and comparison against EPA standards. If a fixture tests above 5 ppb, it is retested using the 3-step diagnostic 200.8 protocol, to specifically identify the source of lead and the appropriate remediation steps needed: fixture, angle stop, or pipe replacement and/or filter installation. By following these stringent protocols, OUSD ensures that lead levels are accurately monitored and promptly addressed. Additionally, OUSD's effective coordination among contractors, suppliers, and District teams supports efficient project implementation, maintaining compliance with timelines, budget requirements, and federal and state safety regulations.

2. Staff Expertise and Qualifications

The lead remediation project will be managed by OUSD's Systems and Services team, which coordinates work across the Facilities and Buildings & Grounds departments, in which experienced staff have extensive expertise in plumbing, electrical work, construction management, project management, and environmental safety. Key project managers have over two decades of experience with school facilities improvement and are trained in EPA protocols for testing and for safe drinking water standards. In addition, 3 out of the 6 core members of the team executing the activities within this grant are themselves graduates of Oakland Unified School District, maintaining deep ties with the community, and holding the critical cultural competence necessary to communicate effectively with staff, students, and families, and impact systemic change. On average, the team has 17 years of experience working in Oakland, with deep roots in the community and many years of experience responding to the lead issues in our

water system. Almost all the core team members have been working together since before 2017, when the first round of lead testing and remediation began in Oakland, so in addition to the individual experience each team member brings to the work, there is also a significant history of trust and collaboration among them all. A full biographical sketch of each core member is included in the appendix.

The District's Risk Management Officer, Rebecca Littlejohn, executes the **Testing** component of the EPA's 3Ts. District staff, under Ms. Littlejohn's direction, uses EPA guidelines for naming conventions and testing protocols, monitors external EPA-certified testing companies using the 2-Step sampling process, collecting both first-draw and flush samples, and uses 250 mL sample volumes per the EPA's recommendations. These sampling practices ensure that test results provide an accurate picture of lead contamination risks and inform remediation efforts effectively. If a positive test result is found, additional diagnostic testing will be conducted, following the 3-step process of 125 ml, 125 ml, and 250 ml draws, to determine the appropriate remediation measures.

If remediation efforts are needed, Ms. Littlejohn coordinates work with the Facilities & Buildings and Grounds teams, including with Nilufar Abdul, who manages the overall data tracking of all testing results, named inventory of fixtures, and remediation efforts, in addition with Mark Griggs, Lead Plumber for the District, who himself or with his crew will directly install new filters or fixtures themselves. If a larger remediation effort is needed, Mark Cavalli, the Coordinator of Buildings and Grounds, immediately contracts with a pre-qualified CUPCAA contractor to attend to the remediation effort needed on site. For more complex remediation efforts, where coordination is needed across multiple craftspeople, such as electricians, carpenters, and plumbers, Marc White, the Director of Buildings and Grounds, works to ensure each team can fully complete their portion of work to address the main issue at hand.

OUSD's commitment to the **Training** phase of the 3Ts is also demonstrated through the work of its Communications Team, which provides culturally competent outreach across OUSD's diverse communities. Preston Thomas, the Chief Systems and Services Officer for the District, immediately oversees the Facilities and Buildings & Grounds teams, and also has many years of experience managing multi-million dollar budgets and coordinating across many different teams in the District, including with the Communications team. The team delivers accessible information in multiple languages to engage families and staff, ensuring the school community is well-informed of the remediation process.

The project team is further strengthened by partnerships with external organizations like the Alameda County Healthy Homes Department. The public health, water quality, and science backgrounds that Ms. Abdul, Ms. Littlejohn, and Mr. Thomas bring into their

current roles have brought to the forefront the importance of education and communication in all the District's lead remediation efforts, and the strong work to create alliances with other agencies across the county. These resources allow OUSD to conduct thorough, compliant lead remediation in alignment with EPA standards and best practices outlined in the 3Ts guidelines.

vii. Past Performance

Past Performance in Completing and Managing Assistance Agreements

OUSD has successfully managed several large infrastructure improvement projects in recent years, including school modernization and energy efficiency upgrades. Notably, the OUSD Board took leadership in 2017 by initiating water quality testing at all schools, and by setting a stricter standard of 5 parts per billion (ppb) for lead in drinking water, well below the EPA's 15 ppb threshold. This proactive approach allowed the District to identify and address lead contamination issues more quickly. At the same time, the Board directed District staff to install FloWater stations across all schools, providing students and staff with safe drinking water as an immediate remedy. Primarily because of the aging infrastructure and because the state of California does not fund annual water testing for schools, OUSD requires external funding to sustain our high standards for ensuring our students have access to safe, lead-free water.

Although OUSD has not directly managed a federal assistance agreement for lead remediation, the District does have extensive experience managing and meeting large federal and state grant program deadlines and milestones. Some of the most recent assistance awards that the District has managed, which have been distributed by state agencies include:

- California State Preschool Program (2024, \$26m)
- California Department of Social Services (2024, \$2.8m)
- California Department of Health Care Access and Information (2024, \$4.4m)
- California Department of Forestry and Fire Protection/Federal Inflation Reduction Act (2024, \$8m)

The majority of our federal funding, excepting the ESSER awards for use during the COVID-19 Pandemic that have recently expired, are all related to services for students and staff. They are annual awards based on student enrollment, such as:

- Title I Federal Award: Approximately \$20m/year
- Title II Federal Award: Approximately \$2m/year
- Title III Federal Award: Approximately \$2m/year
- Title IV Federal Award: Approximately \$8m/year

Before applying for any assistance grant, the plan and budget must be approved by the District's Board of Education, an internal project manager must be assigned, and the

Strategic Resource Planning department, in collaboration with the Finance department work together to ensure the accounting infrastructure can be setup to support the technical requirements of the grant, for receiving allocations, applying for reimbursements, and/or reporting on allowable expenditures.

Finally, the Facilities and Buildings & Grounds teams follow an annual process of updating our CUPCAA list, which is comprised of qualified, certificated contractors in different areas, who can immediately be contracted to complete repairs or projects at any site within the District. The CUPCAA-certified contractor list, which has already been updated for the current school year, is comprised of 37 electrical contractors, 20 plumbing contractors, 44 General Engineering Contractors, and 97 general building contractors. When lead issues are found, these contractors are able to immediately begin repair and remediation work at sites, giving us the ability to quickly turnkey implementation of this grant proposal, upon notification of award.

History of Meeting Reporting Requirements

OUSD has consistently met reporting requirements for both federally and non-federally funded grants and projects. The District's Strategic Resource Planning team supports each program manager to ensure timely and accurate submission of all technical and financial reports. Over the past 5 years, the District has improved internal controls and reporting processes that has reduced audit findings related to state grant-provided funds to zero, in federal program monitoring reviews. Currently, the Facilities team is managing \$8m across two CalFire state grants, meeting all expectations around budget compliance and quarterly reporting, and is ahead of all other state grantees in moving the projects forward in a very tight timeline of planning, contracting, and implementation activities across 16 sites within the span of 12 months. The team submits quarterly budget and program activity reports to the state, and regularly communicates about progress and changes in anticipated activities and long-term planning, to ensure that the overall project objectives will be met on time.

Documenting and Reporting Progress

OUSD is adept at documenting project milestones and reporting outcomes. As an organization that manages millions of dollars a year, across hundreds of different restricted resource categories, the District has strong internal management policies and procedures, documentation, and reporting systems, which can be applied to new funding sources coming into the District any given year. The District currently has a cross-departmental weekly meeting focused on addressing water quality and lead remediation efforts across the District; management of this grant and documentation of ongoing progress will be included in this structure. The District will follow the EPA reporting guidelines, ensuring that District staff collect the appropriate testing,

implementation, and documentation during each phase of the grant project. Since 2020, our Federal Program Monitoring Reviews have yielded zero cost findings in TK-12 grade grants received and administered by the District, in large part thanks to the work of the internal Strategic Resource Planning team and their careful monitoring of grant allowability and spending.

District staff has worked diligently each year to build and refine systems related to budget management, grant management, and project execution, particularly in the area of facilities infrastructure. With these foundational elements in place, the main need remains, which is adequate funding to ensure that full-scale testing and remediation can take place across all 70 school campuses across the city, while supporting all city residents with access to information they need about how to avoid lead exposure in their daily lives. The Oakland Unified School District is deeply grateful for the opportunity to apply for funding and support from the EPA on this shared priority of decreasing students' exposure to lead in schools and childcare facilities.

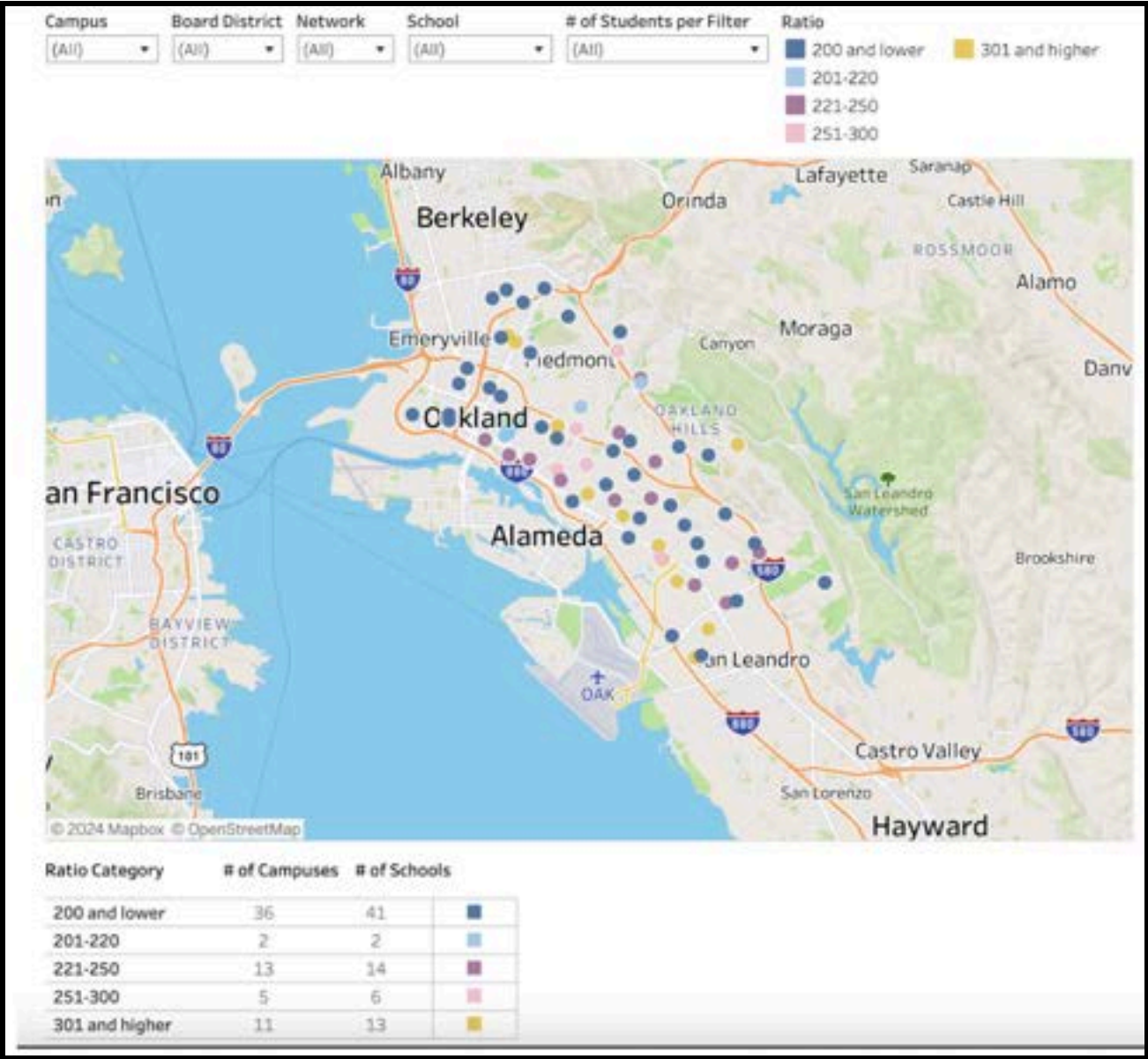
Oakland Unified School District Committing to Lead-free Environments And Resources (OUSD CLEAR) Grant Proposal - Appendix

- Past Test Results:** A sample of previous test results showing elevated levels of lead across multiple campuses.

							B and G Only						
	Site Name	Work Order #	Description of Location	Type of Fixture	Initial Testing Date	Initial Result (ppb)	Repair Date	Filter Replacement	Angle Stop Replacement	Flare Replacement	Date Retest	Retest Result (ppb)	Reb-ss-ff
3	Bella Vista ES	213313	3rd Floor Hallway (W)	DF		44.00	5/15/24	Yes	N/A	N/A	9/24/24	3.70	
36	Crocker Highlands ES		Main Hall Downstairs Near Cafe Fountain (21U)	DF		12.00	8/31/24	Yes	Yes	Yes	9/11/24	1.50	
42	Crocker Highlands ES		Main Hall Fountain 2	DF		6.88	8/31/24	Yes	Yes	Yes	9/11/24	ND	
46	Crocker Highlands ES		Main Hall Room 16 (J)	DF			10/10/24	Yes	N/A	Yes	9/11/24	12.00	
47	Crocker Highlands ES		Main Hall Room 16 (J)	DF		86.00	8/17/24	Yes	Yes	Yes	9/11/24	4.30	
53	Edna Brewer MS	217777	Boys Locker Room D	DF		7.80	8/14/24	Yes	N/A	N/A	9/5/24	1.10	
54	Edna Brewer MS	217777	Girls Locker Room D	DF		8.55	8/14/24	Yes	N/A	N/A	9/5/24	0.81	
68	Emhurst United MS	216761	Portable 104 DF	DF		140.00	10/23/24	Yes	Yes	Yes	9/26/24	8.20	
62	Emhurst United MS	216761	Hall Opposite Room	DF		22.00	10/23/24	Yes	Yes	Yes	9/26/24	9.90	
63	Emhurst United MS	216761	Room 12 DF (Across)	DF		19.00	10/23/24	Yes	Yes	Yes	9/26/24	19.00	
64	Emerson ES	217042	Portable 2 DF	DF		21.00	8/1/24	Yes	N/A	N/A	9/10/24	3.60	
65	Emerson ES	217042	Room Pod D DF	DF		6.30	10/23/24	Yes	N/A	N/A	9/10/24	11.00	

Oakland Unified School District Committing to Lead-free Environments And Resources (OUSD CLEAR) Grant Proposal - Appendix

2. **Water Purification System Inventory:** A dashboard showing the locations and quantities of water purification/filtration stations across all school campuses.



Oakland Unified School District Committing to Lead-free Environments And Resources (OUSD CLEAR) Grant Proposal - Appendix

3. **Drinking Water Fixture Inventory:** A sample of drinking water fixture inventory, showing adherence to the EPA naming convention, ensuring greater clarity and ease of communication for testers and repairs.

Site Budget Code	Program Name	Campus Code	Floor	Area	Location	Label	Location - make a standard (building, floor, classroom number on the floor)
165	ACORN Woodland Elementary	165		HW	Staff rest	165-8-1-HW-Flo Staff rest	B building: 1st floor, next to staff restroom
101	Allendale Elementary	101		HW	B&G rest	101-Main-1-HW-Flo B&G rest	Main building: 1st floor; between boys and girls restroom.
101	Allendale Elementary	101		IN	MPR	101-Main-1-IN-Flo MPR	Main building: 1st floor, inside multipurpose room
102	Bella Vista Elementary	102		HW	Rm 13	102-Main-1-HW-Flo Rm 13	Main building: 1st floor, across room 13
102	Bella Vista Elementary	102		HW	Rm 25	102-Main-2-HW-Flo Rm 25	Main building: 2nd floor, next to room 25
102	Bella Vista Elementary	102		HW	Cafeteria	102-Main-1-HW-Flo Cafeteria	Main building: ground floor, inside the cafeteria.
206	Bret Harte Middle School	206		HW	Rm 210	206-Main-2-HW-Flo Rm 210	Main building 200 wing: 2nd floor, across room 210.
206	Bret Harte Middle School	206		HW	Rm 113	206-Main-1-HW-Flo Rm 113	Main building 100 wing: 1st floor, across Rm 113.
206	Bret Harte Middle School	206		HW	MPR	206-Main-2-HW-Flo MPR	Main building: 2nd floor, outside multipurpose

4. **Naming Convention One Pager:** Guide used for training the testing team and the contractors addressing remediation needs, to ensure clear communication about impacted fixtures.

The image shows two pages from an EPA document. The left page is titled "Module 4: Developing a Sampling Plan" and "Develop a Code System for Samples". It provides instructions on how to create a unique code for each sampling location, including examples like "101-01-01-01-01" and "101-01-01-01-01". The right page is titled "Site Code - Building - Floor - Area - Type of Fixture - Location" and provides a detailed naming convention. It lists the components of a site code: Site code (1 digit), Building name (A, B, C, MHS, etc.), Floor number (1, 2, 3, etc.), Area (IN, HW, CF, etc.), Type of fixture (IN, HW, CF, etc.), and Location (classroom, building, etc.). An example code is provided: "321 - Main - 2 - IN - FW - Rm 123".

Oakland Unified School District Committing to Lead-free Environments And Resources (OUSD CLEAR) Grant Proposal - Appendix

- 5. **Board resolution for water testing:** Board resolution demonstrating district leadership and dedication to the issue reducing lead in drinking water, stating the district action level as 5 ppb.

File ID Number	18-0202
Introduction Date	1/24/18
Enactment Number	18-0283
Enactment Date	1/24/18 er

Memo

To Board of Education

From Kyla Johnson-Trammell

Board Meeting Date February 28, 2018

Subject Board Policy 3511.3 Clean Drinking Water Policy

Action Requested Adoption of Board Policy 3511.3 regarding Clean Drinking Water.

Background & Discussion The District has taken proactive steps to test drinking water at its school sites and child development centers. The steps the District has taken, the sites tested, and test results are available on the District's website at <https://www.ousd.org/Page/17080>.

In addition, in January 2018 Health and Safety Code 116277 was amended to require community water systems to test for lead in the drinking water of schools in building constructed before January 1, 2010.

Board Policy 3511.3 sets forth a plan for water testing, communication, budgeting, remediation, and continued Board review to set high standards to reduce the risk for every student in our schools.

Recommendation The Superintendent is recommending that the Board adopt Board Policy 3511.3 Clean Drinking Water.

Fiscal Impact Anticipated costs of remediation depend upon source of lead and number of issues; \$1.3M is an estimate from the District's building and grounds department for replacement of 1,117 fixtures (drinking fountains and kitchen faucets) across all district schools. Current test results do not demonstrate a need for replacement of all 1,117 fixtures.


Oakland Unified School District Committing to Lead-free Environments And Resources (OUSD CLEAR) Grant Proposal - Appendix

6. **List of CUPCAA Plumbing and Electrical Contractors:** Annually updated district list of California Uniform Public Construction Cost Accounting Act (CUPCAA) certified contractors, who can immediately begin work on any repairs needed at sites needing remediation.

Category	Number	Email Address	Company Name	Company Full Address (street address, city, state, zip)	Type of work licensed to perform	Contact Name
C-06 - Plumbing Contractor	1	georgew@jacbell.com	Ray Cities Dev't	28 Del Paso Dr., #1 General Con	General B, C10	George C.
C-06 - Plumbing Contractor	2	dmassello@bellgro.com	BELL PRODUCT	722 Sausal Ave.	Mechanical GC	Sina-Maria
C-06 - Plumbing Contractor	3	brown3plumbing@gmail.com	BROWN 3 PLUMB	9421 S ST. DAVE	Plumbing	William B.
C-06 - Plumbing Contractor	4	brown3plumbing@gmail.com	Brown 3 Plumb	9421 S Street	Plumbing	William B.
C-06 - Plumbing Contractor	5	lee@lowbearden.com	DOWDLE & SON	100 TOWER RD.	Plumbing Mech	Lisa Valle
C-06 - Plumbing Contractor	6	lisa@lowbearden.com	Dowdle and Son	100 Tower Road	Plumbing, HVAC	Lisa Valle
C-06 - Plumbing Contractor	7	projectadmin@lee-f.com	Indoor Environments	1624 Airport Bl.	HVAC / MECHAN	ROLAND
C-06 - Plumbing Contractor	8	projectadmin@lee-f.com	Indoor Environments	1624 Airport Bl.	HVAC / MECHAN	Earl Acosta
C-06 - Plumbing Contractor	9	hmartinez@martinez.com	MARTINEZ SHE	4040 PADRECO	HVAC, Sheet m	Jessica R.
C-06 - Plumbing Contractor	10	spedro@heathorn.com	N V HEATHORN	1980 S. VERA	HVAC, Plumbing	Stephan
C-06 - Plumbing Contractor	11	hoyonng@plumbing.com	MO WONG'S PL	485 Caswell Ave	Plumbing and g	Winston G.
C-06 - Plumbing Contractor	12	zachb@petersen.com	Petersen Mech	21819 88th St E.	Plumbing and p	Zach Bray
C-06 - Plumbing Contractor	13	zachb@petersen.com	Petersen Mech	21819 88th St E.	Plumbing and p	Zach Bray
C-06 - Plumbing Contractor	14	zachb@petersen.com	Petersen Mech	21819 88th St E.	plumbing and p	Zach Bray
C-06 - Plumbing Contractor	15	tony@redstonepl.com	Redstone Plumb	2642 Mission S.	Plumbing	Tom Lo
C-06 - Plumbing Contractor	16	glover@southlands.com	Southland Infltr	32225 Western	Mechanical ser	Glover
C-06 - Plumbing Contractor	17	BF@stackhouse.com	Stack Creek Bul	4026 Piedmont	General building	Ellen Carr
C-06 - Plumbing Contractor	18	deery@dcconstruction.com	DC Construction	1068 44th Ave	B, C10, C20	Denny Ols
C-06 - Plumbing Contractor	19	erika@ironroster.com	Mt. Roster Plumb	50 Hagenbergs	Plumbing, Sewer	Erika Felg
C-06 - Plumbing Contractor	20	jonib@ojmfg.com	Pipe Spa Inc.	1158 28th Street	Plumbing	Jordan B.
C-10 - Electrical Contractor	1	alanofers@gmail.com	ABZ Builders Inc	425 SANFORD	General B, C10	Amanda Song
C-10 - Electrical Contractor	2	alanofers@gmail.com	ABZ Builders Inc	405 Marfield St	General B, C10	Amanda Song
C-10 - Electrical Contractor	3	alanofers@gmail.com	ABZ Builders Inc	405 Marfield St	General B, C10	Amanda Song
C-10 - Electrical Contractor	4	karang@awe1.com	ALESSANDRIE	11325 SUNRISE	Electrical, low v	Cliff Alessa
C-10 - Electrical Contractor	5	chris.kurtz@evindex.com	EVINDEX INDUST	20982 Hermans	Electrical / Low	Chris Kurtz
C-10 - Electrical Contractor	6	bobkurtz@evindex.com	Evindex Industries	20982 Hermans	Electrical, Low V	Chris Kurtz
C-10 - Electrical Contractor	7	ajackson@battalion.com	BATTALION DR	14755 CATALIN	Fire protection	Alan Jackson
C-10 - Electrical Contractor	8	georgew@jacbell.com	Ray Cities Dev't	28 Del Paso Dr., #1 General Con	George C.	George C.
C-10 - Electrical Contractor	9	rebecca@twocolor.com	TWO COLOR ELECT	8108 CAMPBELL	Electrical	Rebecca A.
C-10 - Electrical Contractor	10	ariene@brookstone.com	BOOKSTON & W	1528 EL PINO	Electrical	Ariene Lars
C-10 - Electrical Contractor	11	Lon.Smith@jfrank.com	CON J FRANK	317 N GRANT St	Electrical	Lon Smith
C-10 - Electrical Contractor	12	dampton@emcon.com	CONTRA COST	825 HOWE RD	Electrical	Carla Palm
C-10 - Electrical Contractor	13	dwidd@decotech.com	DECOTECH SVS	1180 MT DIAB	General Contr	David Dicks
C-10 - Electrical Contractor	14	mloring@delmonde.com	Del Monde Elect	6998 Sierra Co	Electrical	Dustin Fry
C-10 - Electrical Contractor	15	estrong@dtimg.com	DIGITAL DESIG	8125 CAMPBELL	Electrical, swan	Victor M. J
C-10 - Electrical Contractor	16	bladd@edggroup.com	Edgworth Intec	1048 Sargent	C10, C0	Brandon H.
C-10 - Electrical Contractor	17	nick.talbot@talbot.com	EDGM GROUP #	1815 S PLAZA	Audio visual go	Andrew H.
C-10 - Electrical Contractor	18	steve@foselectric.com	FOS ELECTRIC	1556 FITZGERA	Electrical	Steve Teyss
C-10 - Electrical Contractor	19	jeff@bowenelct.com	H A BOWEN ELI	2055 WELLSAM	Electrical	Paul A. Lou
C-10 - Electrical Contractor	20	stacy@petersen.com	Iron Solutions	9842 La Ribera	ABB Variable Fre	Stacy Meng
C-10 - Electrical Contractor	21	william.peter@hbc.com	Johnson Comm	4932 Redwood	Electrical & Eng	William Pe

Oakland Unified School District Committing to Lead-free Environments And Resources (OUSD CLEAR) Grant Proposal - Appendix

7. **ANSI/NSF certified filters:** Product description sheets on filters currently being purchased and installed to remediate known lead issues. The district is currently using Omnipure Filter Company products, specifically Model K5615 1 Micron Lead & Chlorine Reduction and the K5515 1 Micron Lead Reduction Block. Both filters meet the NSF Standard 42 and Standard 53.



Omnipure Filter Company

1904 Industrial Way, Caldwell, ID 83605 208-454-2597

Performance Data Sheet

Model K5615 1 Micron Lead & Chlorine Reduction

IMPORTANT NOTICE

Read this Performance Data Sheet and compare the capabilities of this unit with your actual water treatment needs. It is recommended that, before purchasing a water filter unit, you have your water supply tested to determine your actual water treatment needs.

Parameter	Standard 42 Aesthetic Effects/Standard 53 Health Effects					
	US EPA MCL	Influent Challenge	Effluent Average	Effluent Maximum	Percent Reduction Average	Percent Reduction Minimum
Chlorine	-	2.0 mg/L	0.03 mg/L	0.06 mg/L	98.5	50
Cyst	99.95% Reduction	111,750 Particles/ml	1 particle/ml	2 particles/ml	99.99%	99.99
Lead pH 8.5	15 ug/L	135 ug/L	5.5 ug/L	13 ug/L	95.9%	90
Lead pH 6.5	15 ug/L	149 ppb	1 ug/L	1 ug/L	99%	99
VOC	Monitored 500 Gallons Unmonitored 250 Gallons					

† Tested using flow rate = 0.5 gpm; pressure = 60 psig; pH = 8.5 and 6.5; temp. = 20° ± 2.5° C




Operating Specifications

Capacity: 1,500 Gallons Lead reduction

Flow Rate: 0.50 GPM (1.9 LPM)

Maximum Pressure: 125 PSIG

Temperature: 35-100° F (2-38° C)

General Installation/Operation/Maintenance Requirements

- Note flow direction of filter.
- Flush new cartridge with 5 gallons of water through filter at the rated service flow before use and check for leaks. If leaks occur, check tightness of tubing and fittings. If leaks persist, discontinue use and call your supporting dealer.
- Replace cartridge when rated capacity is reached, or when flow becomes too slow.
- Install in compliance with state and local laws and regulations.


Special Notices

- Systems certified for cyst reduction may be used on disinfected waters that may contain filterable cysts.
- "Do not use with water that is micro biologically unsafe or of unknown quality without adequate disinfection before or after the system.

Warranty Information

Omnipure Filter Company (Omnipure) warrants that the products delivered will be free from any defects in workmanship or materials. Further, the warranty provided herein applies, only when used within the products specifications and service life, from the date of installation, beyond which time or use Omnipure is absolved of any and all liability for any use of the product. In the event of defect or non-conformity, buyer shall promptly notify Omnipure in writing, supplying proof of purchase dates, installation dates, and will protect and retain the products for investigation, or Omnipure is absolved of any and all liability for any use of the product. There are no other warranties, either merchantability or fitness, either expressed or implied.

Oakland Unified School District Committing to Lead-free Environments And Resources (OUSD CLEAR) Grant Proposal - Appendix



Omnipure Filter Company

1904 Industrial Way, Caldwell, ID 83605

Performance Data Sheet

Model K5515 1 Micron Lead Reduction Block

IMPORTANT NOTICE

Read this Performance Data Sheet and compare the capabilities of this unit with your actual water treatment needs. It is recommended that, before purchasing a water filter unit, you have your water supply tested to determine your actual water treatment needs.

Standard 42 Aesthetic Effects/Standard 53 Health Effects						
Parameter	US EPA MCL	Influent Challenge	Effluent Average	Effluent Maximum	Percent Reduction Average	Percent Reduction Minimum
Chlorine	-	2.22 ppm	<0.1	<0.1	>99	>75
Cyst	99.95% Reduction	104,457 Particles	< 1	<1	99.99%	-
Lead High pH	15	150 ppb	1 ppb	>1	99%	90
Lead Low pH	15	160 ppb	1 ppb	>1	99%	90

¹ Tested using flow rate = 0.5 gpm; pressure = 60 psig; pH = 7.5 - 0.5; temp. = 20 - 2.5

ANSI/NSF International Standards

Tested and Certified by NSF International against ANSI/NSF Standard 42 for Taste and Odor Chlorine Reduction Class I. Standard 53 for Lead and Cyst reduction.

Operating Specifications




Capacity: 1,250 Gallons Lead reduction
 Flow Rate: 0.50 GPM (1.9 LPM)
 Maximum Pressure: 125 PSIG
 Temperature: 35-100°F (2-38°C)

General Installation/Operation/Maintenance Requirements

- Note flow direction of filter.
- Flush new cartridge with 5 gallons of water prior to use and check for leaks. If leaks occur, check tightness of tubing and fittings. If leaks persist, discontinue use and call your supporting dealer.
- Replace cartridge when rated capacity is reached, or when flow becomes too slow.
- Install in compliance with state and local laws and regulations.

Special Notices

- The contaminants or other substances removed or reduced by this water treatment system are not necessarily in your water.
- Do not use with water that is micro biologically unsafe or of unknown quality without adequate disinfection before or after the system.

Warranty Information

Omnipure Filter Company (Omnipure) warrants that the products delivered will be free from any defects in workmanship or materials. Further, warranty provided herein applies, only when used within the products specifications and service life, from the date of installation, beyond which time or use Omnipure is absolved of any and all liability for any use of the product. In the event of defect or non-conformity, buyer shall promptly notify Omnipure in writing, supplying proof of purchase dates, installation dates, and will protect and retain the products for investigation, or Omnipure is absolved of any and all liability for any use of the product. There are no other warranties, either merchantability or fitness, either expressed or implied.

Oakland Unified School District Committing to Lead-free Environments And Resources (OUSD CLEAR) Grant Proposal - Appendix

- 8. **Community Resources:** In addition to weekly board reports and communications to individual school sites about testing in progress and test results, the district has proactively communicated with the Oakland community as a whole about the ongoing testing procedures and the phasing of the work throughout the 2024-2025 school year. This information is shared on the public OUSD website.



Oakland Unified School District Committing to Lead-free Environments And Resources (OUSD CLEAR) Grant Proposal - Appendix

The screenshot shows the Oakland Unified School District website. At the top left is the OUSD logo with the tagline 'Community Matters. Making Matters.' To the right is a 'SELECT A SCHOOL' button. Below the logo is a navigation menu with links for 'ABOUT US', 'OUR SCHOOLS', 'ENROLLMENT', 'STUDENTS AND FAMILIES', and 'COMMUNITY'. A secondary navigation bar includes 'HOME', 'COMMUNITY', 'HEALTH CONCERNS IN OUR COMMUNITIES', 'WATER QUALITY ISSUES', and 'FREQUENTLY ASKED QUESTIONS'. The main heading is 'Frequently Asked Questions' in green. Below it is a list of questions, each preceded by a plus sign (+). The questions are: 'Where does the lead that ends up in the water in OUSD schools come from?', 'What are the standards for lead in water?', 'How high were the recent test results in our schools?', 'What kinds of problems can consuming lead lead to in children?', 'When were the fixtures in schools tested?', 'How will my student know if an outlet has been tested for lead and the water is safe for consumption?', 'What are the most commonly used sources of drinking water on my student's campus?', 'When were schools informed that their fixtures were tested, if they returned positive for elevated lead levels?', 'Why was there a delay in informing the school and in fixing the problematic outlets?', and 'What is being done to fix the faucets and water fountains that showed elevated levels of lead?'. The last question is partially cut off at the bottom of the page.

OAKLAND UNIFIED SCHOOL DISTRICT
Community Matters. Making Matters.

SELECT A SCHOOL

ABOUT US OUR SCHOOLS ENROLLMENT STUDENTS AND FAMILIES COMMUNITY

HOME COMMUNITY HEALTH CONCERNS IN OUR COMMUNITIES WATER QUALITY ISSUES FREQUENTLY ASKED QUESTIONS

Frequently Asked Questions

- + Where does the lead that ends up in the water in OUSD schools come from?
- + What are the standards for lead in water?
- + How high were the recent test results in our schools?
- + What kinds of problems can consuming lead lead to in children?
- + When were the fixtures in schools tested?
- + How will my student know if an outlet has been tested for lead and the water is safe for consumption?
- + What are the most commonly used sources of drinking water on my student's campus?
- + When were schools informed that their fixtures were tested, if they returned positive for elevated lead levels?
- + Why was there a delay in informing the school and in fixing the problematic outlets?
- + What is being done to fix the faucets and water fountains that showed elevated levels of lead?

[View our community water quality issues page for more information.](#)

Oakland Unified School District Committing to Lead-free Environments And Resources (OUSD CLEAR) Grant Proposal - Appendix

9. List of School Campuses Located in Justice 40 Neighborhoods: A list of all schools along with their modernization dates, address, enrollment, current status of lead testing, and planned remediation efforts, in addition to a notation about which are located in or adjacent to Justice 40 disadvantaged communities.

Site Code	Site Name	Address	Justice 40?	Years Modernized	Enrollment	Elevated Lead Levels detected in 2024?	Signs of Pipe Corrosion (Above 15 ppb)	Percent Testing Above 5 ppb	Remediation Plan
117	Fruitvale Elementary	3200 Boston Ave	Yes	1994	248	Yes	Yes	61.11%	Fixture & Filter Replacements Additional FloWater
154	Madison Park Academy TK-5	470 El Paseo Dr	Yes	1996	241	Yes	Yes	54.55%	Fixture & Filter Replacements Additional FloWater
133	Lincoln Elementary	225 11th St	Yes	2000	661	Yes	Yes	38.10%	Fixture & Filter Replacements Additional FloWater Partial pipe replacement
229	Elmhurst United Middle School	1800 98th Ave	Yes	1994 2000	716	Yes	Yes	26.32%	Fixture & Filter Replacements Additional FloWater Partial pipe replacement
118	Garfield Elementary	1640 22nd Ave	Yes	2007 2025	439	Yes	Yes	19.57%	Fixture & Filter Replacements Additional FloWater
219	Frick United Academy of Language	2845 64th Ave	Yes	1995 2016	379	Yes	Yes	16.67%	Fixture & Filter Replacements Additional FloWater Partial pipe replacement
210	Edna M Brewer Middle School	3748 13th Ave	Yes	1995 2007	777	Yes	Yes	15.38%	Fixture & Filter Replacements Additional FloWater Partial pipe replacement
335	Life Academy 6-12/UFSA	2101 35th Ave	Yes	1995 2007	772	Yes	No	15.38%	Fixture & Filter Replacements Additional FloWater

Oakland Unified School District Committing to Lead-free Environments And Resources (OUSD CLEAR) Grant Proposal - Appendix

160	Lockwood STEAM Academy	6701 Internationa I Blvd	Yes	1995 2006	666	Yes	Yes	13.04%	Fixture & Filter Replacements Additional FloWater Partial pipe replacement
309	Ralph J Bunche High School/West Oakland MS	1240 18th St	Yes	1995 2010	216	Yes	Yes	11.54%	Fixture & Filter Replacements Additional FloWater
178	Bridges Academy	1325 53rd Ave	Yes	2000	391	Yes	No	10.53%	Fixture & Filter Replacements Additional FloWater
125	Highland Community School	8521 A St	Yes	2000	455	Yes	Yes	10%	Fixture & Filter Replacements Additional FloWater
114	Global Family School	2035 40th Ave	Yes	2001	445	Yes	Yes	9.09%	Fixture & Filter Replacements Additional FloWater Partial pipe replacement
177	Esperanza Elementary/ Korematsu	10315 E St	Yes	2002	421	Yes	No	7.14%	Fixture & Filter Replacements Additional FloWater
213	Westlake Middle School	2629 Harrison St	Yes	1975 2007	279	Yes	No	7.14%	Fixture & Filter Replacements Additional FloWater
301	Castlemont High School	8601 MacArthur Blvd	Yes	1997 2005	776	Yes	Yes	6.67%	Fixture & Filter Replacements Additional FloWater Partial pipe replacement
303	McClymonds HS	2607 Myrtle St (Shands)	Yes	2006	257	Yes	Yes	6.45%	Fixture & Filter Replacements
236	Urban Promise Academy	3031 E 18th St	Yes	2005	393	Yes	No	5%	Fixture & Filter Replacements Additional FloWater
182	Martin Luther King Jr Elementary	960 10th St	Yes	2001	312	Yes	No	4.35%	Fixture & Filter Replacements Additional FloWater
170	Hoover Elementary	890 Brockhurst St	Yes	2008	271	Yes	No	2.86%	Fixture & Filter Replacements Additional FloWater

Oakland Unified School District Committing to Lead-free Environments And Resources (OUSD CLEAR) Grant Proposal - Appendix

179	Manzanita Community School/Manzanita SEED	2409 E 27th St	Yes	1997 2007 2011	748	No	No	0	Continue to test Additional FloWater
112	Greenleaf TK-8	6328 E 17th St	Yes	2007 2015	612	No	No	0	Continue to test Additional FloWater
212	Roosevelt Middle School	1926 19th Ave	Yes	1994 2025	524	No	No	0	Continue to test Additional FloWater
116	Franklin Elementary	915 Foothill Blvd	Yes	2000	492	No	No	0	Continue to test Additional FloWater
101	Allendale Elementary	3670 Penniman Ave	Yes	2000	368	No	No	0	Continue to test Additional FloWater
107	East Oakland PRIDE Elementary	8000 Birch St	Yes	2000	298	No	No	0	Continue to test Additional FloWater
105	Burckhalter Elementary	3994 Burckhalter Ave	Yes	1994	194	No	No	0	Continue to test
103	Brookfield Village Elementary	401 Jones Ave	Yes	1995	132	No	No	0	Continue to test
232	Coliseum College Prep Academy	1390 66th Ave	Yes	2006 2011 2016 2025	864				Continue to test Additional FloWater
181	EnCompass Academy/ACOR N Woodland	1025 81st Ave	Yes	2003	568				Continue to test Additional FloWater
186	International Community School (ICS)/ Think College Now	2825 International Blvd	Yes	2002	547				Continue to test Additional FloWater
338	MetWest High School (Huerta)/ La Escuelita	314 E 10th St	Yes	2011	479				Continue to test Additional FloWater
193	Reach Academy Elementary	9845 Bancroft Ave	Yes	1996 2008	417				Continue to test Additional FloWater
138	Markham Elementary	7220 Krause Ave	Yes	1994	322				Continue to test Additional FloWater
215	Madison Park Academy 6-12	400 Capistrano Dr	Yes	2008 2017	241				Continue to test Additional FloWater

Oakland Unified School District Committing to Lead-free Environments And Resources (OUSD CLEAR) Grant Proposal - Appendix

313	Street Academy	417 29th St	Yes	1966	71				Continue to test
102	Bella Vista Elementary	1025 E 28th St	Borderline	1994	343	Yes	Yes	48.57%	Fixture & Filter Replacements Additional FloWater Partial pipe replacement
136	Horace Mann Elementary	5222 Ygnacio Ave	Borderline	2002 2004 2008	207	Yes	Yes	18.92%	Fixture & Filter Replacements Additional FloWater Partial pipe replacement
302	Fremont High School	4610 Foothill Blvd	Borderline	1999 2021	1169				
111	Crocker Highlands Elementary	525 Midcrest Rd	No	2005	414	Yes	Yes	58.33%	Fixture & Filter Replacements Additional FloWater Partial pipe replacement
352	Rudsdale Continuation School	8251 Fontaine Sts	No	1996 2006	344	Yes	No	37.50%	Fixture & Filter Replacements Additional FloWater
151	Sequoia Elementary	3730 Lincoln Ave	No	2000	441	Yes	Yes	31.25%	Fixture & Filter Replacements Additional FloWater Partial pipe replacement
127	Hillcrest K-8	30 Marguerite Dr	No	1999 2007	388	Yes	Yes	30%	Fixture & Filter Replacements Additional FloWater Partial pipe replacement
235	Melrose Leadership Academy (Sherman campus)	5328 Brann St	No	1995	265	Yes	Yes	28.57%	Fixture & Filter Replacements Additional FloWater Partial pipe replacement
168	Carl Munck Elementary	11900 Campus Dr	No	2000	149	Yes	Yes	28.57%	Fixture & Filter Replacements Additional FloWater Partial pipe replacement
108	Cleveland Elementary	745 Cleveland St	No	1977 2005	378	Yes	Yes	24.00%	Fixture & Filter Replacements Additional FloWater Partial pipe replacement

Oakland Unified School District Committing to Lead-free Environments And Resources (OUSD CLEAR) Grant Proposal - Appendix

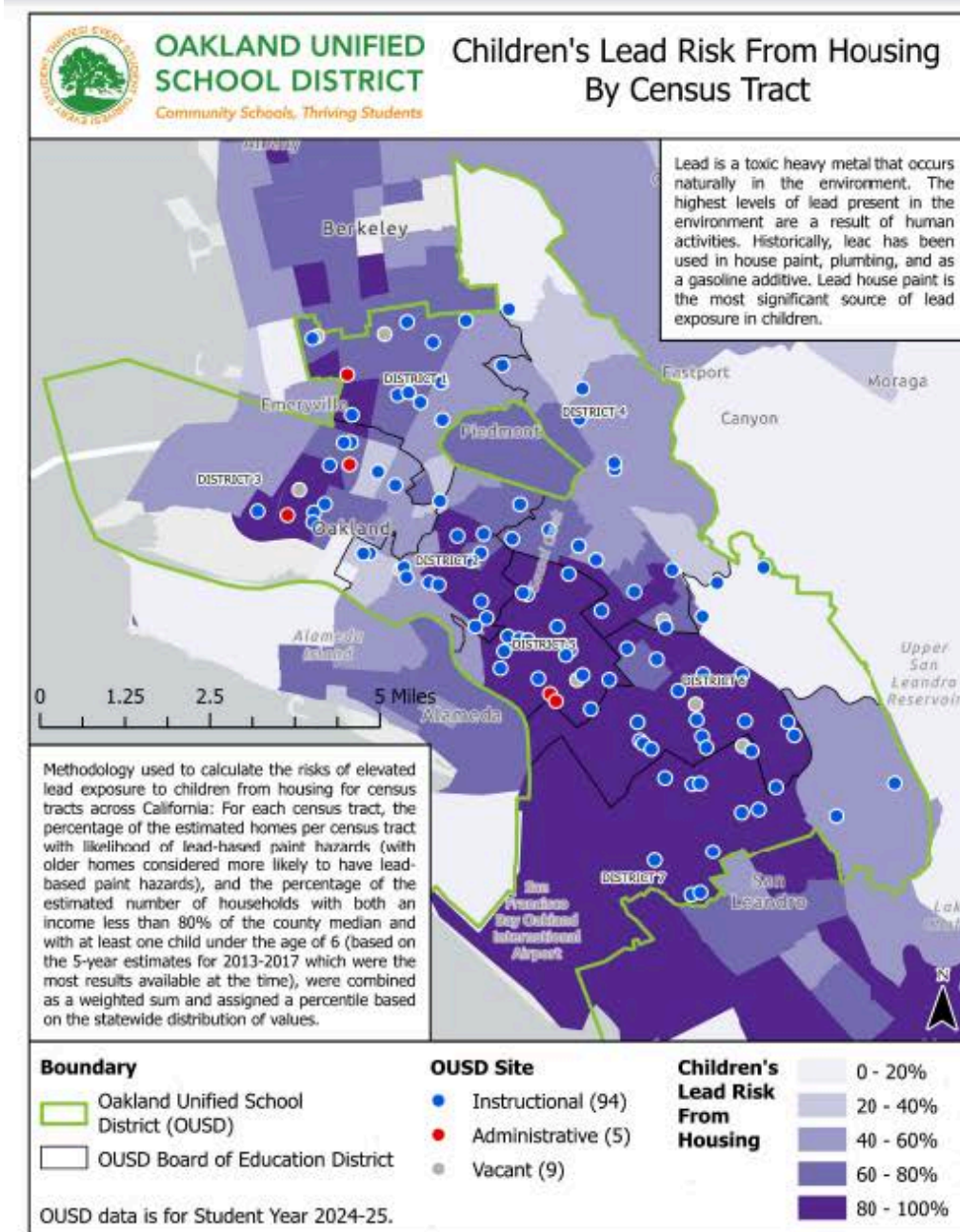
306	Skyline High School	12250 Skyline Blvd	No	1999	1265	Yes	Yes	19.23%	Fixture & Filter Replacements Additional FloWater Partial pipe replacement
145	Peralta Elementary	460 63rd St	No	1997 2006	354	Yes	No	17.65%	Fixture & Filter Replacements Additional FloWater
157	Thornhill Elementary	5880 Thornhill Dr	No	2000	372	Yes	No	16.67%	Fixture & Filter Replacements Additional FloWater
115	Emerson Elementary	4803 Lawton Ave	No	1978 2007	350	Yes	Yes	15.38%	Fixture & Filter Replacements Additional FloWater Partial pipe replacement
305	Oakland Technical High School	4351 Broadway	No	1978 2006	1791	Yes	No	12.82%	Fixture & Filter Replacements Additional FloWater
131	Laurel Elementary	3750 Brown Ave	No	1975 1994 2008	466	Yes	Yes	9.76%	Continue to test Additional FloWater Partial pipe replacement
206	Bret Harte Middle School	3700 Coolidge Ave	No	1999 2008 2023	353	Yes	No	9.09%	Continue to test Additional FloWater
235	Melrose Leadership Academy (Maxwell campus)	4730 Fleming Ave	No	1994 2025	462	Yes	No	7.14%	Continue to test Additional FloWater
310	Dewey Academy	1111 Second Ave	No	2002	111	Yes	Yes	6.25%	Fixture & Filter Replacements Additional FloWater
304	Oakland High School	1023 MacArthur Blvd	No	2000	1572	Yes	No	5.41%	Continue to test Additional FloWater
211	Montera Middle School	5555 Ascot Dr	No	1997 2010	689	Yes	No	4.76%	Continue to test Additional FloWater
353	Oakland International HS	4521 Webster St	No	1978 1997 2005	257	Yes	No	4.35%	Continue to test Additional FloWater

Oakland Unified School District Committing to Lead-free Environments And Resources (OUSD CLEAR) Grant Proposal - Appendix

201	Claremont Middle School	5750 College Ave	No	2000 2021	483	No	No	0.00%	Continue to test Additional FloWater
119	Glenview Elementary	4215 La Cresta Ave	No	2016	470	No	No	0.00%	Continue to test Additional FloWater
142	Joaquin Miller Elementary	5525 Ascot Dr	No	1997	408	No	No	0.00%	Continue to test Additional FloWater
148	Redwood Heights Elementary	4401 39th Ave	No	1997	373	No	No	0.00%	Continue to test Additional FloWater
194	Sankofa United	581 61st St	No	1996 2012	222	No	No	0.00%	Continue to test Additional FloWater
122	Grass Valley Elementary	4720 Dunkirk Ave	No	1999	181	No	No	0.00%	Continue to test
308	PEC Young Adult Program	915 54th St	No	1993	125	No	No	0.00%	Continue to test Additional FloWater
106	Chabot Elementary	6686 Chabot Rd	No	1999 2008 2011	568				Continue to test Additional FloWater
143	Montclair Elementary	1757 Mountain Blvd	No	1993 1998 2012	548				Continue to test Additional FloWater
146	Piedmont Avenue Elementary	4314 Piedmont Ave	No	1940 1997	307				Continue to test Additional FloWater
169	Oakland Academy of Knowledge	8755 Fontaine St	No	1994	228				Continue to test Additional FloWater
183	Prescott School	920 Campbell St	No	1999 2009 2011	139				Continue to test

Oakland Unified School District Committing to Lead-free Environments And Resources (OUSD CLEAR) Grant Proposal - Appendix

10. **Children’s Lead Risk from Housing by Census Tract:** A map showing school locations and children’s lead risk from housing, based on data from the California Office of Health Hazard Assessment, CalEnvironScreen 4.0.



Source: California Office of Health Hazard Assessment, CalEnvironScreen 4.0, <https://oehha.ca.gov/calenviroscreen/report/calenviroscreen-40>. Accessed November 11, 2024.
Map prepared by OUSD Facilities Planning & Management, November 12, 2024.
OUSD makes every reasonable effort to ensure the accuracy and completeness of data and the materials presented therewith. OUSD periodically updates and revises data as needed. OUSD provides this data for informational and planning purposes only. OUSD makes no claims, no representations, and no warranties, expressed or implied, regarding the accuracy, reliability, or completeness of data. OUSD shall not be held liable for improper or incorrect use of the data described and/or contained herein.

Oakland Unified School District Committing to Lead-free Environments And Resources (OUSD CLEAR) Grant Proposal - Appendix

11. California Department of Education 2024–25 Restricted Indirect Cost Rates for K–12 Local Educational Agencies (LEAs) – Five Year Listing

[<https://www.cde.ca.gov/fg/ac/ic/>]: Each year, the California Department of Education releases the indirect cost rate that each Local Educational Agency or School District must use, within the state’s purview. Five years’ of Indirect Rates for Oakland Unified School District are shown below, including the Indirect Cost Rate used within this grant application for the next school year, of 3.89%.

2024–25 Restricted Indirect Cost Rates for K–12 Local Educational Agencies (LEAs) – Five Year Listing									
California Department of Education (CDE) - School Fiscal Services Division									
Rates approved based on standardized account code structure expenditure data									
As of April 19, 2024									
C: County									
CA: Common Administration									
D: District									
J: Joint Powers Agency									
Non Op : Closed or LEA not yet operational									
ROC/P: Regional Occupational Centers and Programs									
ROP: Regional Occupational Program									
SELPA: Special Education Local Plan Area									
Approved Rates. For use with state and federal programs, as allowable in:									
County Code	LEA Code	Type	LEA Name	2020–21 (based on 2018–19 expenditure data)	2021–22 (based on 2019–20 expenditure data)	2022–23 (based on 2020–21 expenditure data)	2023–24 (based on 2021–22 expenditure data)	2024–25 (based on 2022–23 expenditure data)	
01	61259	D	Oakland Unified	5.56%	4.22%	2.68%	3.10%	3.89%	