

Superintendent Report

Interim Superintendent, Dr. Denise Saddler
January 14, 2026



**OAKLAND UNIFIED
SCHOOL DISTRICT**

Community Schools, Thriving Students

Our Vision

All OUSD students will find joy in their academic experience while graduating with the skills to ensure they are caring, competent, fully-informed, critical thinkers who are prepared for college, career, and community success.

Our Mission

Oakland Unified School District (OUSD) will build a Full Service Community District focused on high academic achievement while serving the whole child, eliminating inequity, and providing each child with excellent teachers, every day.



Superintendent Report Overview



School Highlights

**Strategic Plan Highlights: Empowered Graduates
(Initiative 2)**

Strategic Plan Highlight: Joyful Schools (Initiative 3)



School Highlights

Large Group of Edna Brewer Students Visits Angel Island

On December 11, 8th graders from Edna Brewer Middle School jumped on a boat for a fun and educational trip to Angel Island in San Francisco Bay. They explored the island and learned about its role in the history of immigration to our country.

This was one of more than 100 trips taken by OUSD students in the fall through the support of Oakland Goes Outdoors. This embedded partner organization takes students on all kinds of day trips and overnight trips to explore and learn about nature and the environment around them.

This spring, there are more than 100 additional trips scheduled to the coast, the Sierra Nevada, and many parks and waterways in between. Most of the students are from middle schools, but some elementary and high school students get to go on these trips, as well..



Initiative: Joyful Schools

www.ousd.org/strategicplan

Eat. Learn. Play. Foundation Holds Book Fairs for 47 Schools

Every school day during the month of December, Stephen and Ayesha Curry's Eat. Learn. Play. Foundation held book fairs at different elementary schools across the District. Every student in each school got to visit the fair, pick out books that match their interests, and take them home along with other gifts. In all, 17,000 students received this annual benefit.

The big finale happened at Korematsu Discovery Academy and Esperanza Elementary, on December 19, when the entire foundation team was on hand, including the founders, the Curry family. They helped one class pick out books, and posed for photos with them. We thank the Curry family, Eat. Learn. Play. and all their partners for supporting our schools!



Initiative: Joyful Schools

www.ousd.org/strategicplan

Oakland Adult & Career Education: One Success Story After Another

The Oakland Adult & Career Education (OACE) Department continues to offer critical education pathways and career support for adults in our community.

In just the past five years, OACE has posted the following impressive results:

- 171 students earned their high school diploma or equivalent
- 104 students passed the U.S. Citizenship Exam
- 1,001 students enrolled in career or apprenticeship preparation programs.



Initiative: Joyful Schools

www.ousd.org/strategicplan



Strategic Plan Highlights: Empowered Graduates (Initiative 2)

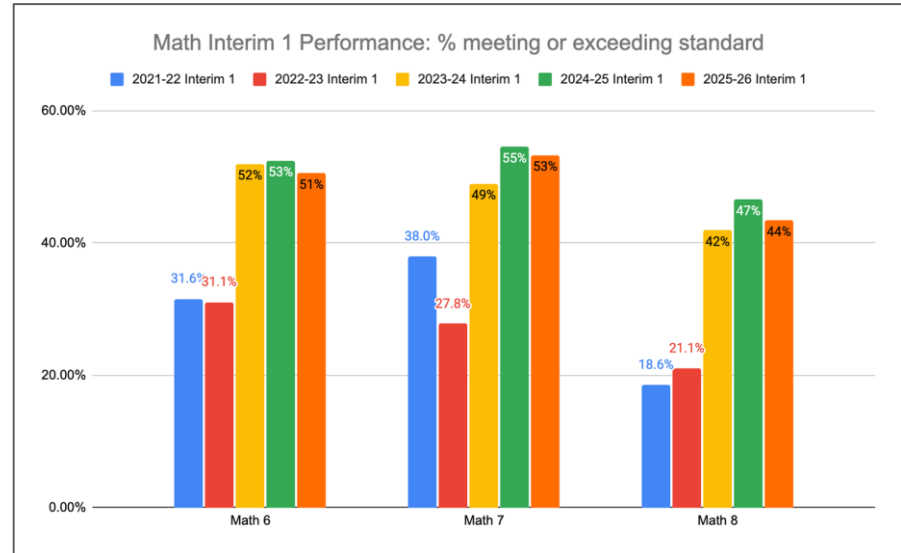
Middle School Math Update

GOAL: Middle School students will achieve a 10% increase in Math proficiency for student cohorts on each interim from 2024-25 to 2025-26.

The percentage of students meeting or exceeding standards on the Interim 1 Math Assessment has decreased by 2-3% per course.

Our current 7th graders, however, have shown cohort growth of +5% as compared to their interim assessment scores last year in 6th grade.

Many of the schools that have shown growth have a site-based math coach, dedicate consistent time for teachers to collaborate and analyze student work, and are supporting student-to-student talk through the use of Math Language Routines.



Middle School Math Update

Bright Spots:

We have increased the percentage of students meeting or exceeding standards at some of our sites.

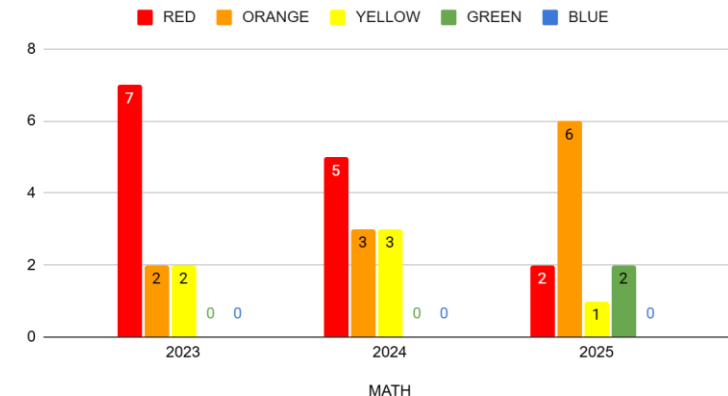
- Elmhurst United Math 6: 61% of students are meeting or exceeding standards **(+26%)**
- Frick United Math 7: 31% of students are meeting or exceeding standards **(+30%)**
- UPA Math 8: 56% of students are meeting or exceeding standards **(+25%)**

Positive California Dashboard Results

Though we would like stronger interim results, we are pleased with the recent California Dashboard results, which track outcomes on the end-of-year math SBAC exam.

Since 2022-23, we have reduced the number of schools scoring in the lowest performance band and have increased their performance over the other bands.

MATH RESULTS OVER THREE YEARS



Color Definitions:



Red



Orange



Yellow



Green



Blue

LOWEST PERFORMANCE

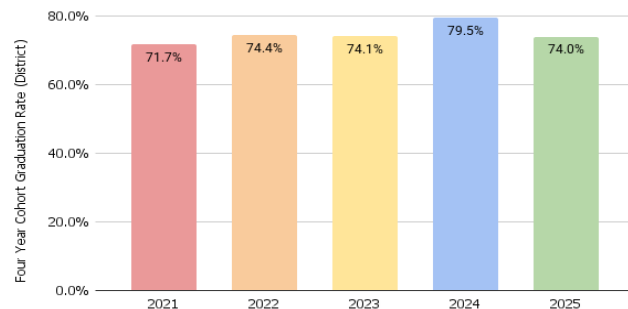
HIGHEST PERFORMANCE

High School Updates: Post-Secondary Readiness

GOAL AREA: Four-Year Cohort Graduation Rate

Our overall graduation rate has decreased by 5.5% from 2024 to 2025. A variety of factors have contributed to this decline, including the largest cohort size of 2,704 students, since the 2011-2012 school year.

OUSD Four Year Cohort Graduation Rate



OUSD Four-Year Cohort Graduation Rates 2024 vs 2025

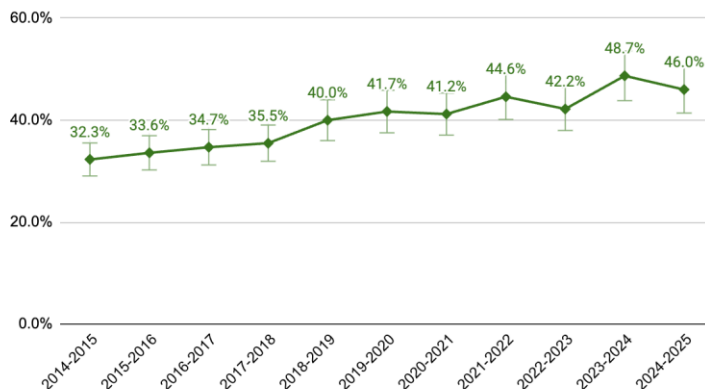
School	2023-2024	2024-2025	Growth
Bunche	56.7%	63.5%	6.8%
Coliseum College Prep	91.5%	92.6%	1.1%
Dewey	50.5%	51.2%	0.7%
Gateway To College	33.3%	36.7%	3.4%
McClymonds	84.1%	93.8%	9.7%
Oakland Technical	91.3%	94%	2.7%
Sojourner Truth	57.8%	59%	1.2%
Street Academy	18.2%	21.9%	3.7%

Bright Spots: In spite of the district-wide decrease, eight high schools increased their four-year cohort graduation rates from 2024 to 2025.

High School Updates: Post-Secondary Readiness

GOAL AREA: A-G Completion Rates

OUSD A-G Completion Rate (12th Grade)



Similar to district-wide graduation rates, A-G completion rates showed a 2.7% decline from 2024 to 2025. This data is inclusive of all high schools.

Bright Spots: Eight high schools achieved increases in their A-G completion rates for the Class of 2025 as compared to 2024.

A-G Completion Rates 2024 vs 2025

	2023-2024	2024-2025	Growth
Coliseum College Prep Academy	78.9%	85.3%	6.4%
Dewey	0%	1.2%	1.2%
Fremont	48.4%	51.7%	3.3%
Madison Park Academy 6-12	62.1%	69.5%	7.4%
MetWest	71.9%	72.1%	0.2%
Oakland High	50.9%	54.0%	3.1%
Oakland Technical	69.8%	75.1%	5.3%
Street Academy	0%	3.1%	3.1%

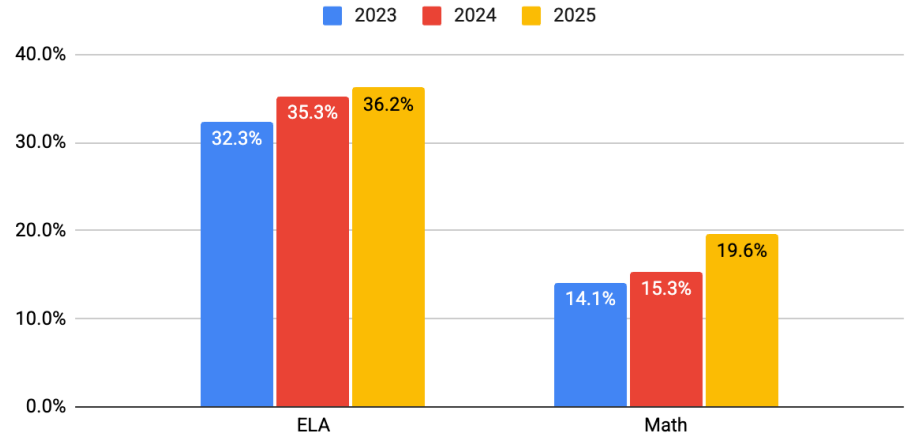
High School Updates: Rigorous & Relevant Learning

GOAL AREA: SBAC ELA and Math

SBAC Student Performance:

Between 2023 and 2025, 11th-grade students district-wide showed steady gains on the SBAC, with ELA proficiency climbing from 32.3% to 36.2% and Math rising more sharply from 14.1% to 19.6%.

% of Students Met/Exceeded Standard on SBAC (Grade 11)



% of Students Met/Exceeded Standard on SBAC (Grade 11)

High School Updates: Rigorous & Relevant Learning

GOAL AREA: SBAC ELA and Math

Bright Spots: Seven high schools have shown year-over-year growth in English Language Arts and Math on the California Dashboard since 2023.

Color Definitions:



High School SBAC Growth 2023 to 2025 (Grade 11)

Growth in ELA	# of levels improved	Notes
Fremont	1	Red to Orange
Oakland High	2	Red to Yellow
Oakland International	1	Red to Orange
Rudsdale	1	Red to Orange
Skyline	1	Red to Orange
Growth in Math	# of levels improved	Notes
Fremont	1	Red to Orange
Oakland High	2	Red to Yellow
Skyline	1	Red to Orange
McClymonds	1	Red to Orange
Rudsdale	1	Red to Orange
Sojourner Truth	1	Red to Orange

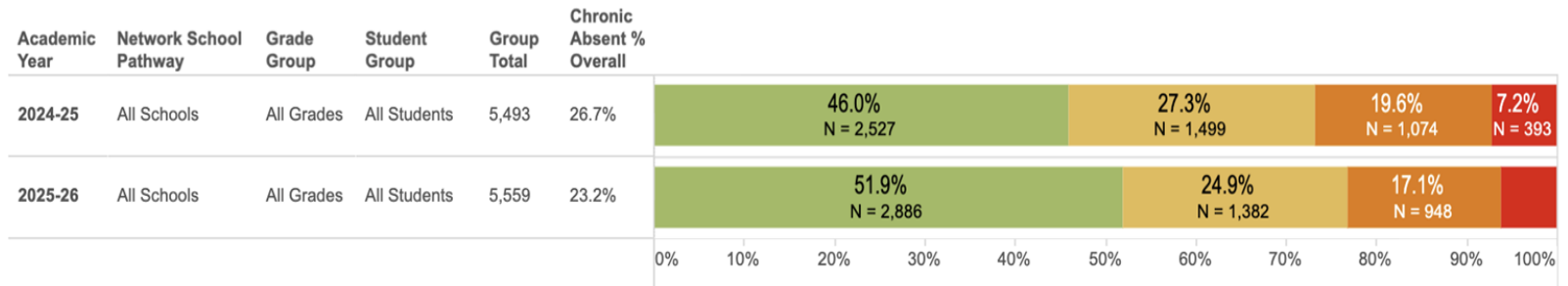


Strategic Plan Highlight: Joyful Schools (Initiative 3)

Chronic Absenteeism


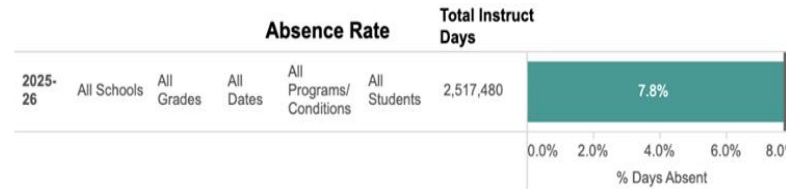

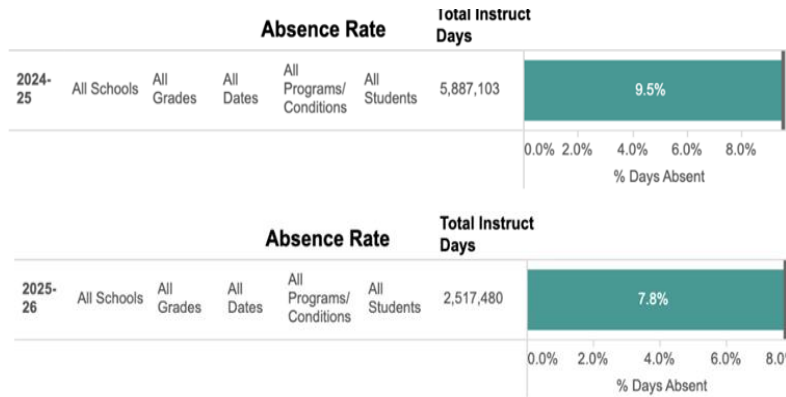
We are currently on track to meet our Chronic Attendance reduction goal of at least 3%.

This means more students are coming to school 90% or more of the school year!



Attendance Rate

We are on track to increase our Attendance Rate by at least 1%, currently at 1.7%. In addition, we have less unverified absences this year, and could mean an increase to our District Average Daily Attendance (ADA) if this trend continues.



Suspension

We are on track to decrease our suspension rate to under 2%, currently at 1.5%. Suspension affects student attendance, so maintaining lower levels of suspension helps us meet our culture goals, attendance goals, and makes for a more Joyful School environment!

1.5%
PERCENT OF
STUDENTS
SUSPENDED

520
TOTAL NUMBER
OF STUDENTS
SUSPENDED

34,699
TOTAL NUMBER
OF STUDENTS
ENROLLED

1,363
TOTAL NUMBER
OF DAYS
SUSPENDED

2.6
AVERAGE NUMBER
OF DAYS
SUSPENDED

Joyful School Events

Joyful School events have been occurring all around The Town. Whether it be a Multicultural Night, Winter Festival, or staff holiday potluck. People have embraced the power of community during this past holiday season.


May the joy of the winter season continue to warm us through these chilly temperatures!



Targeted Initiatives

African American, Arab American, Latino and Pacific Islander students enrolled in our flagship targeted initiatives are on track to surpass district averages for positive attendance, with 83% of students attending school 90% or more.

And, at midyear, more of our AAMA and PI Achievement students are reading at grade level, showing overall 27.5% and 17.1% I-Ready score improvement.



Family Partnership Linked to Student Learning

Over 100 families engaged this Fall on various academic topics hosted centrally:

- Supporting students with navigating AI and technology;
- Supporting literacy at home with our online I-Ready platform;
- Understanding OUSD's Literacy Curriculum, Tiered Support and Assessments & How to Monitor Your Child's Progress;
- K-2 Family Overview Session of the Reading Risk Screener & What This Means for Your Child;
- Understanding the Elementary Report Card and Preparing for Parent-Teacher Conferences; and
- Literacy and Math Milestones & Supporting Your Child's Growth in Each Trimester.

100% of SSC and 96% of SELLS committees have been established in each network

- With 100% of SSCs in N4, and 100% of SSCs and SELLS in N2 and N3 established on time. Only 3 sites are pending submission of documentation for SELLS for establishment.

43% of elementary sites have at least one foundational structure for ongoing family partnership in one or more areas: academic communication, relationship building, and shared decision making, we are on track to meeting our goal of reaching 90% by May.

94% of all requests for interpretation and translation have been filled to date, ensuring families and educators have language access to support home to school communication.





On-Going Staff Learning: Building Belonging & Culturally Responsive Practices

226 staff engaged this Fall in our foundational anti-racist learning sessions:

- Intro to Courageous Conversation Protocol;
- Addressing Hate Speech;
- Disrupting Implicit Bias; and
- Parent-Teacher Home Visit (PTHV) Model - A relational strategy to eliminate assumptions and build relationship.



301 staff engaged in our Building, Belonging, Bridging professional learning this January, across 7 sessions:

- Addressing Anti-Black Racism in the Classroom;
- Creating Inclusive Communities for LGBTQ Students and Families;
- Working with Muslim and Arab Identifying Students;
- Addressing Antisemitism/Understanding Jewish Identity;
- Navigating Current Events and Issues with Reflective Classroom Practices;
- Protecting Immigrant Student Rights on Our Campuses (Sanctuary Protocol Training); and
- Intro to Courageous Conversation Protocol.



Community Schools, Thriving Students

www.ousd.org



@OUSDnews



**OAKLAND UNIFIED
SCHOOL DISTRICT**

Community Schools, Thriving Students

1011 Union Street, Oakland, CA 94607