




OAKLAND UNIFIED
SCHOOL DISTRICT

Community Schools, Thriving Students

Castlemont Data Slides Site Planning for 2018-19



Presented by Castlemont High School

Presented to Measure N Commission

www.ousd.org



@OUSDnews

April 18th, 2017

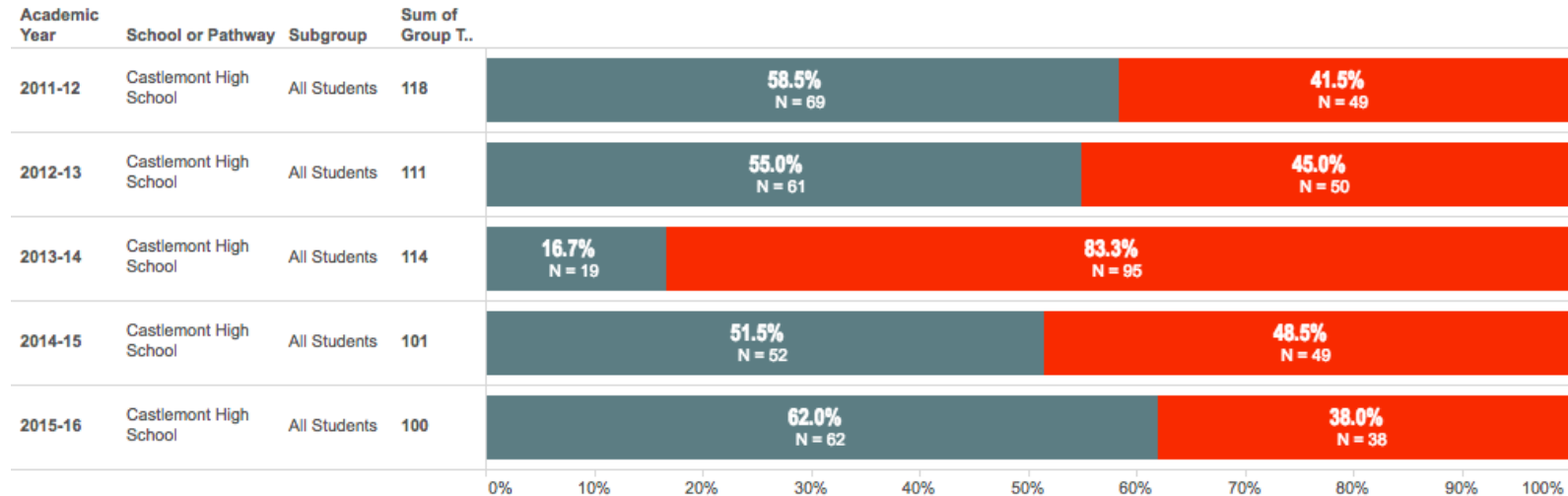
A-G Completion: Castlemont 12th Grade



Met A-G

A-G Completion - 12th Grade Graduates Only

Select Year(s)
 View by School/Pathway
 Select School/Pathway(s)
 View by Subgroup
 Select Subgroup(s)



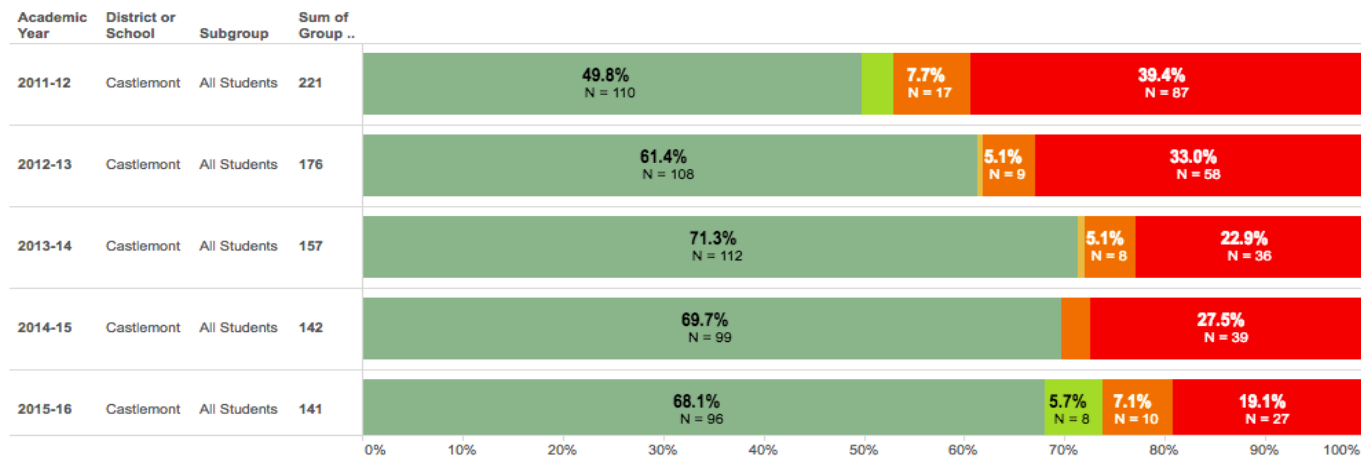
Cohort Graduation/Dropout: Castlemont



- SPEC ED CERT
- GED COMPLETER
- STILL ENROLL
- DROPOUT

Cohort Graduation & Dropout

Select Year: (All) | View by District/School: School | Select School: Castlemont | View by Group: All Students | Select Group(s): All Students



Cohort 2015-16 data is from California Dept. of Education (CDE) data file dated **March 28, 2017**. Discrepancies between this dashboard and the CDE DataQuest online "Cohort Outcomes" report are due to DataQuest inclusion of additional OSD students with disabilities who were enrolled at non-public school sites. Prior cohort data files were provided by the California Department of Education on **June 1, 2016**. For more information about the data in this report, please contact **Jay Tharp** at james.tharp@ousd.org.

On Track to Graduate: Castlemont 12th



On Track to Graduate

Academic Year
2017-18

Select School
Castlemont

Grade
Grade 12

Pathway
All

Ethnicity
All

Gender
All

Home Language
All

English Fluency
All

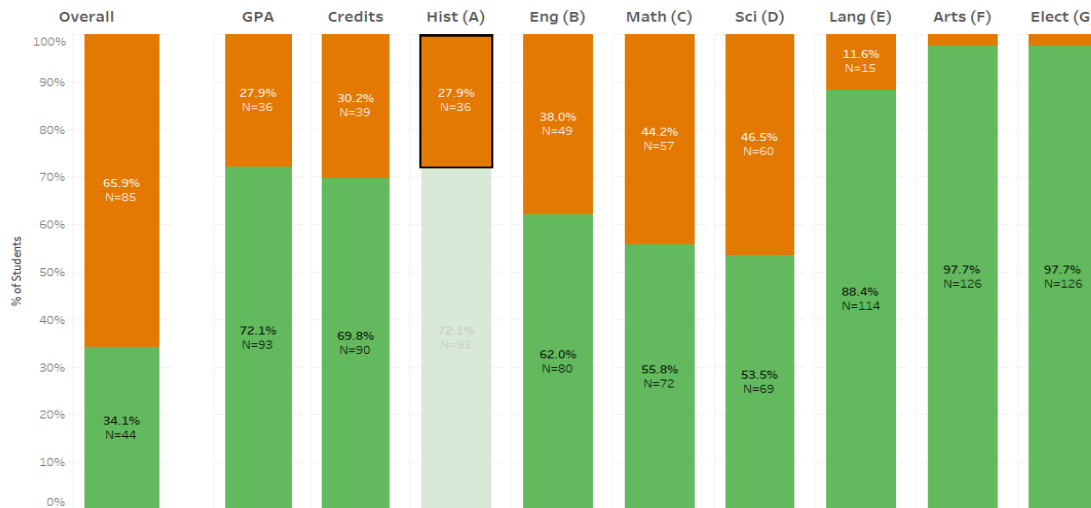
Fluency Subgroup
All

Special Ed Status
All

Free/Reduced Lunch
All

Foster Status
All

Hist (A)
Status
Off-Track
On-Track
N/A

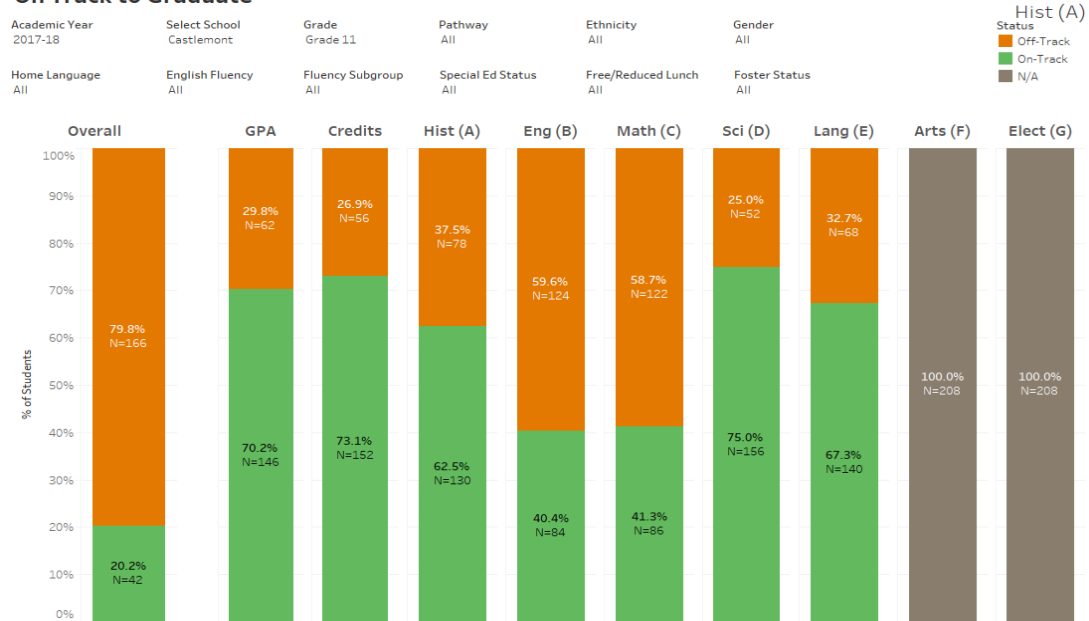


Data was last updated on February 15, 2018. For more information about the data on this report, please contact Kevin Schmidke at kevin.schmidke@ousd.org.

On Track to Graduate: Castlemont 11th



On Track to Graduate



Data was last updated on February 15, 2018. For more information about the data on this report, please contact Kevin Schmidke at kevin.schmidke@ousd.org.

College Enrollment Castlemont 1 year out

College Enrollment

HS Grad Year
All

View by Dist/School/Path
School

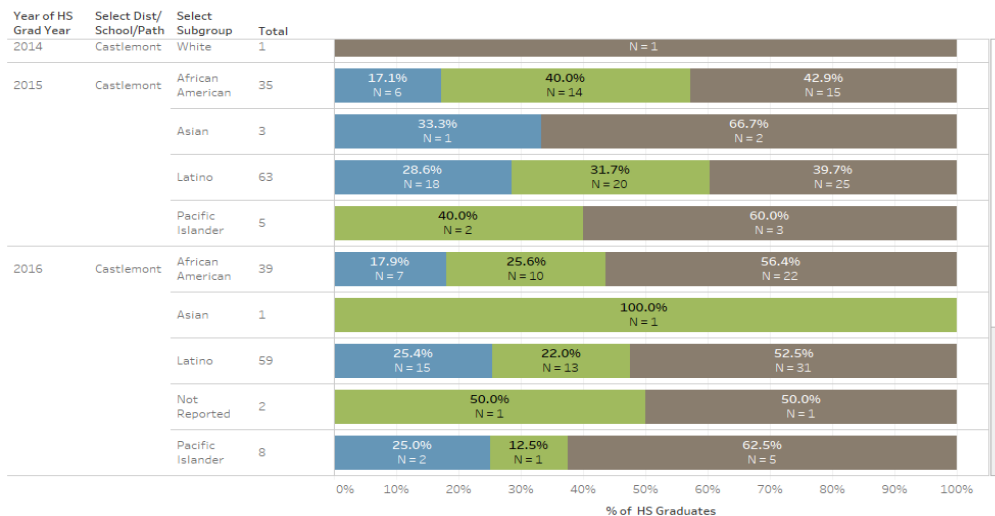
Select Dist/School/Path
Castlemont

View by Subgroup
Ethnicity

Select Subgroup
All

Enrollment Type
■ 4-year
■ 2-year
■ Not Enrolled

HS Graduates Enrolling in College Within 1 Year of HS Graduation



Data based on National Student Clearinghouse results as of August 20, 2017. For more information about the data on this report, please contact Kevin Schmidke at kevin.schmidke@ousd.org

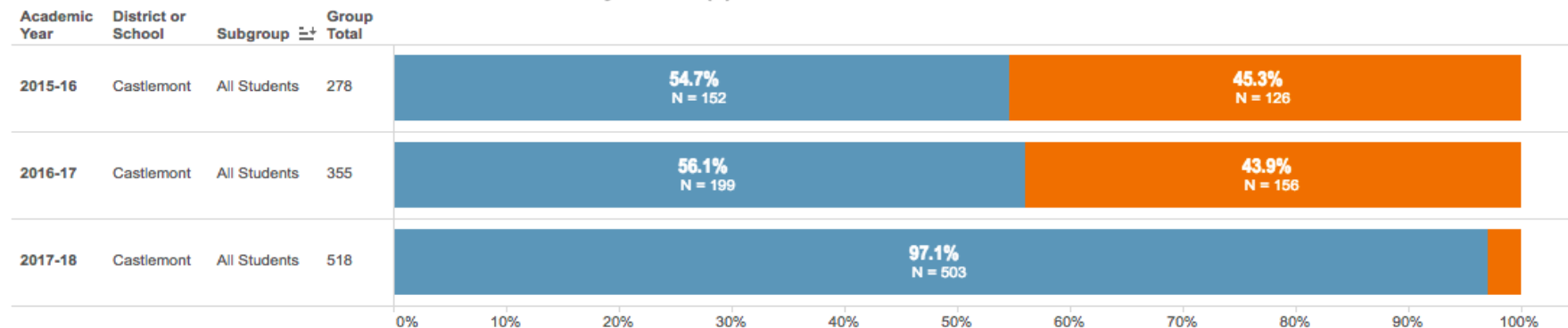
Pathway Enrollment: Castlemont 10th and 11th

Pathway/SLC Enrollment

Select Academic Year Select Grade Level View by District/School Select District/School View by Subgroup Select Subgroup

Pathway Non-Pathway

Percent and Number of Students Enrolled in a Pathway - Grade(s) 10 & 11



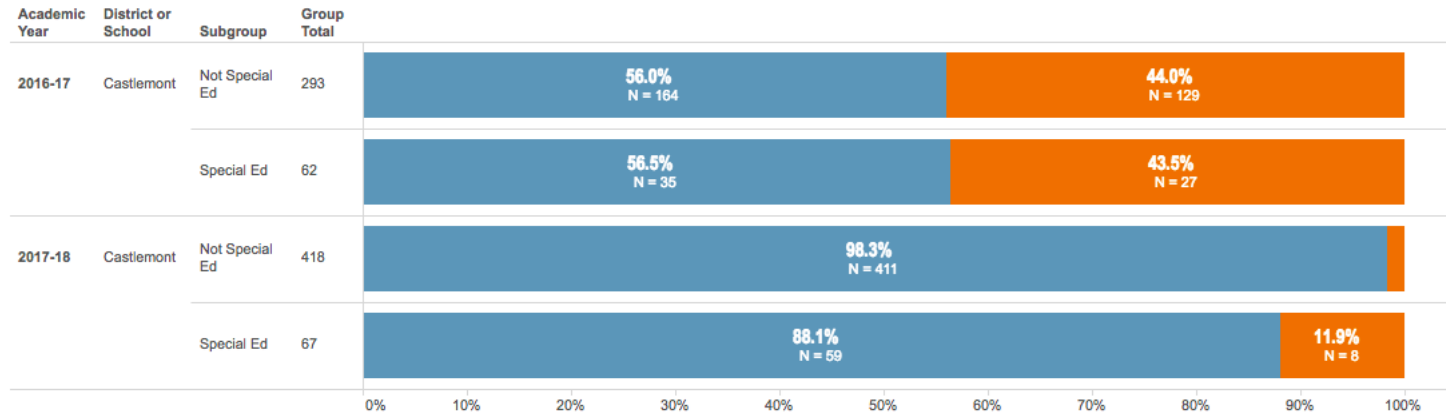
Pathway Enrollment Castlemont: Special Ed

Pathway/SLC Enrollment

Select Academic Year: (Multiple values) |
 Select Grade Level: (Multiple val... |
 View by District/School: School |
 Select District/School: Castlemont |
 View by Subgroup: Special Ed |
 Select Subgroup: (All)

■ Pathway
 ■ Non-Pathway

Percent and Number of Students Enrolled in a Pathway - Grade(s) 10 & 11



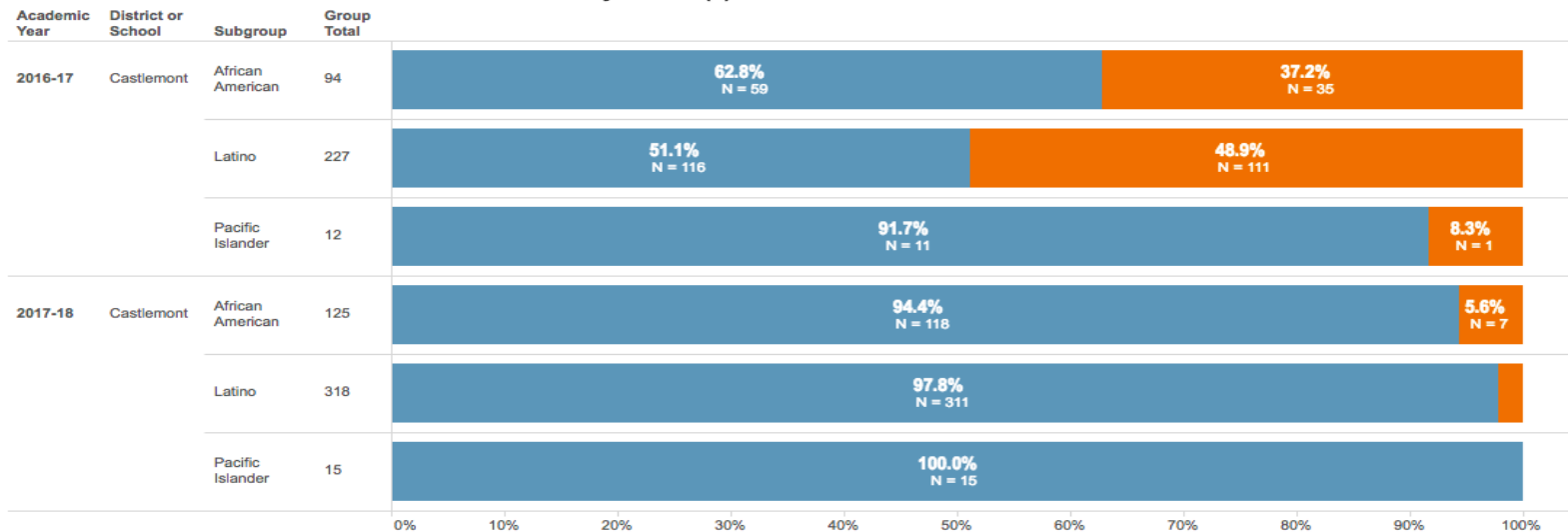
Pathway Enrollment Castlemont: Ethnicity

Pathway/SLC Enrollment

Select Academic Year: (Multiple values) |
 Select Grade Level: (Multiple val... |
 View by District/School: School |
 Select District/School: Castlemont |
 View by Subgroup: Ethnicity |
 Select Subgroup: (All)

■ Pathway
 ■ Non-Pathway

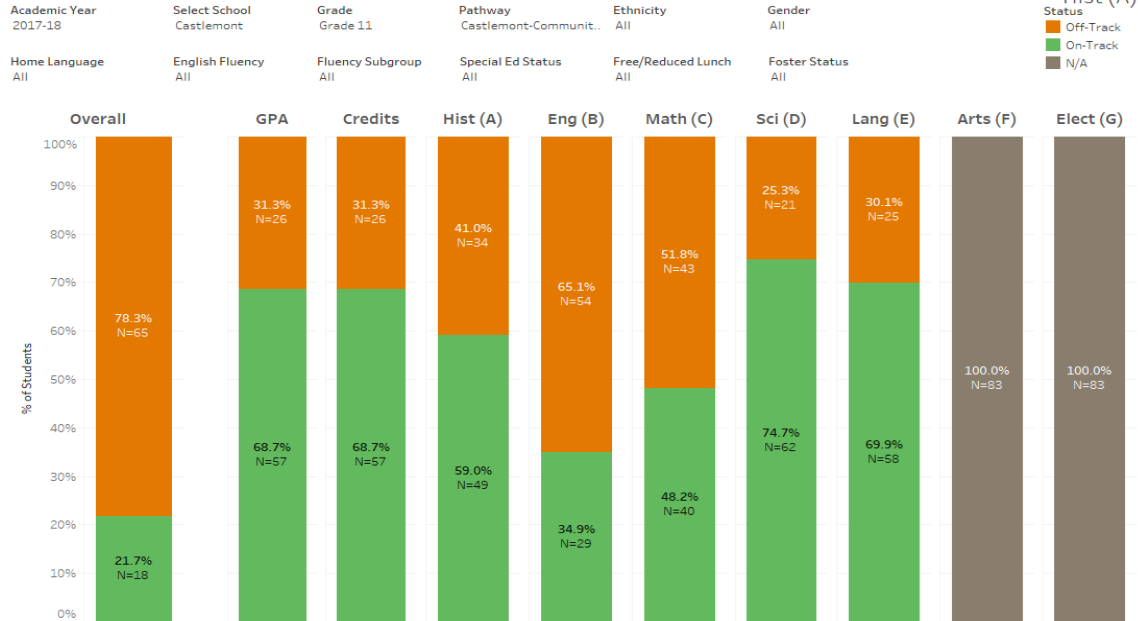
Percent and Number of Students Enrolled in a Pathway - Grade(s) 10 & 11



On Track to Graduate: CHEA 11th Grade



On Track to Graduate

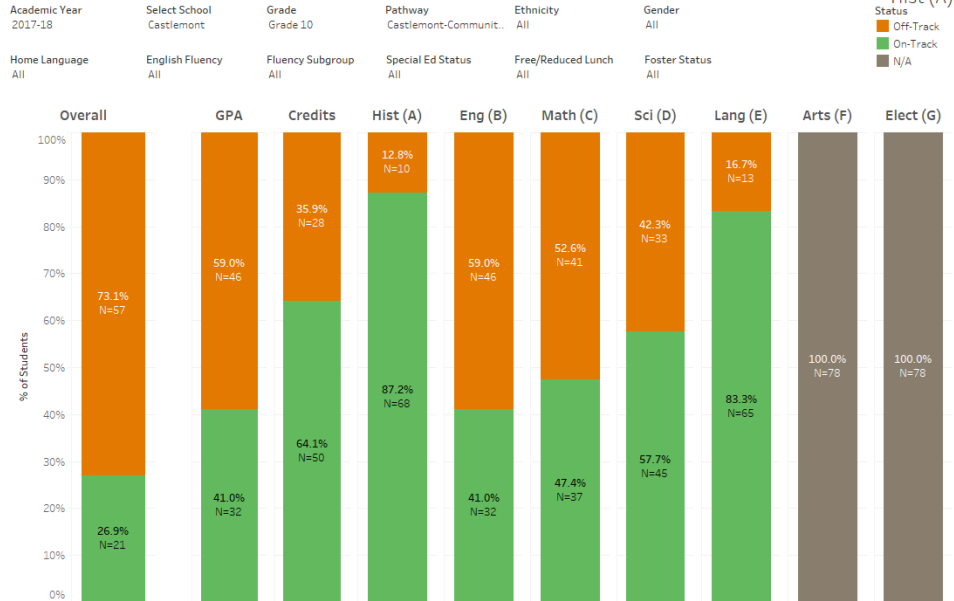


Data was last updated on February 15, 2018. For more information about the data on this report, please contact Kevin Schmidke at kevin.schmidke@ousd.org.

On Track to Graduate: CHEA 10th



On Track to Graduate



Data was last updated on February 15, 2018. For more information about the data on this report, please contact Kevin Schmdike at kevin.schmdike@ousd.org.

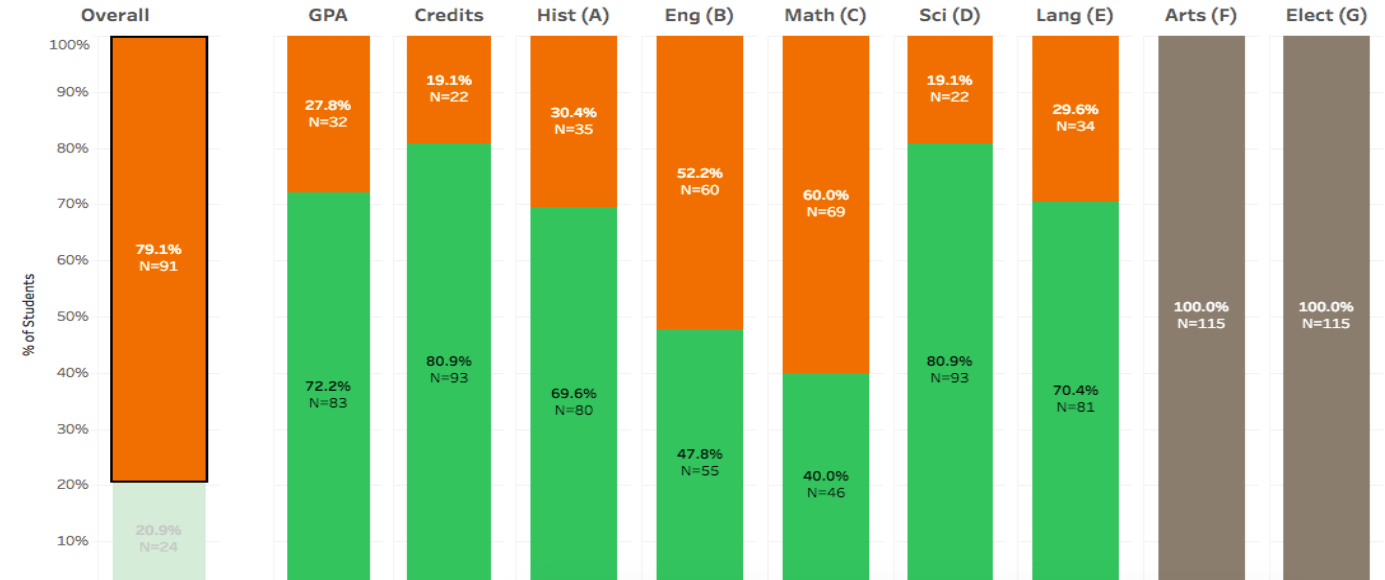
On Track to Graduate: SUDA 11th Grade

On Track to Graduate

Academic Year: 2017-18 | Select School: Castlemont | Grade: Grade 11 | Pathway: Castlemont - Sustai... | Ethnicity: (All) | Gender: (All)

Home Language: (All) | English Fluency: (All) | Fluency Subgroup: (All) | Special Ed Status: (All) | Free/Reduced Lunch: (All) | Foster Status: (All)

Status
■ Off-Track
■ On-Track
■ N/A

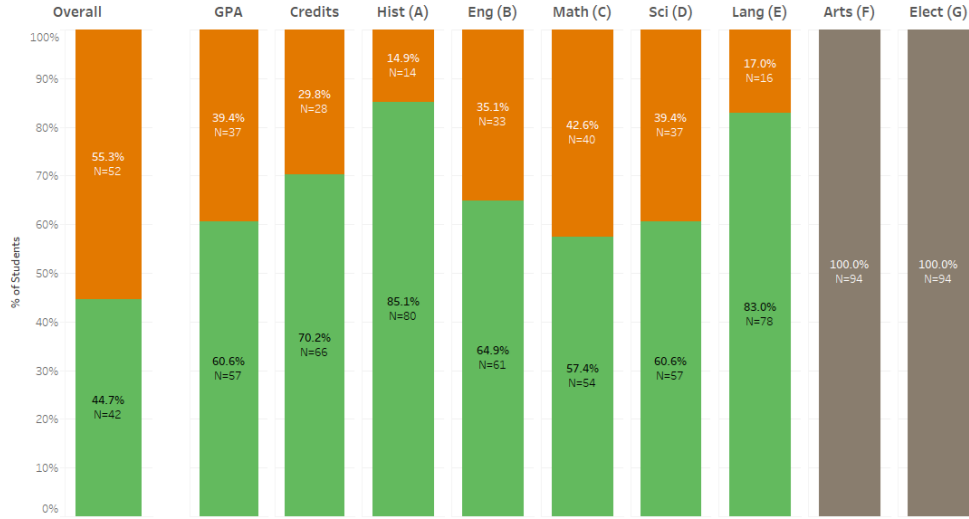


On Track to Graduate: SUDA 10th



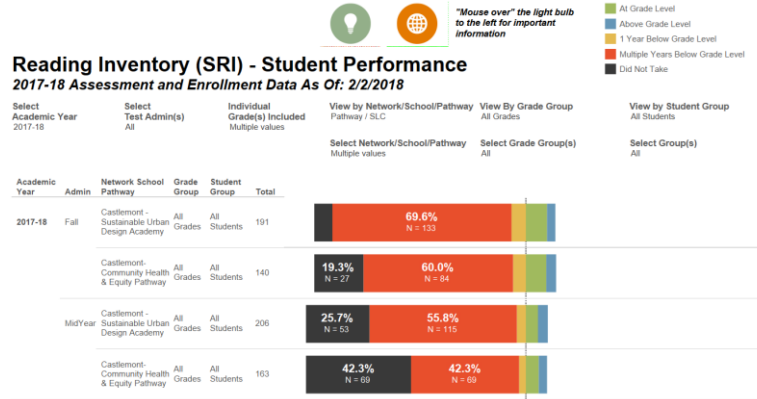
On Track to Graduate

Academic Year 2017-18	Select School Castlemont	Grade Grade 10	Pathway Castlemont - Sustaina..	Ethnicity All	Gender All	Hist (A) Status Off-Track On-Track N/A
Home Language All	English Fluency All	Fluency Subgroup All	Special Ed Status All	Free/Reduced Lunch All	Foster Status All	



Data was last updated on February 15, 2018. For more information about the data on this report, please contact Kevin Schmidke at kevin.schmidke@ousd.org.

Literacy: SRI Performance by Pathway



For more information about the data on this report, please contact Kevin Smith at kevin.smith@ousd.org

Literacy: SRI Growth by Pathway



Please hover your mouse over the light bulb to the left for important information

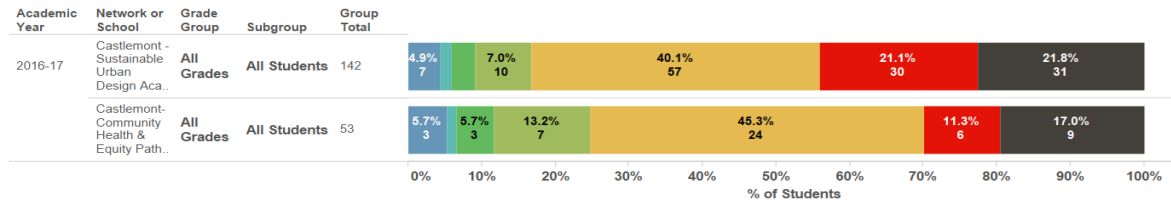
Annual Growth Group

- 3+ Years Growth
- 2 Years Growth
- 1.5 Years Growth
- 1 Year Growth
- Flat Growth
- Negative Growth
- No Matched Results

Reading Inventory (SRI) - Annual Growth: Fall To Spring

Annual Growth Group All	Fall Status All	View by Network/School/Pathway / SLC	View By Grade Group All Grades	View by Group All Students
Select Year(s) 2016-17	Select Grade(s) Multiple values	Select Network/School/Pathway Multiple values	Select Grade Group All	Select Group(s) All

What percentage of students overall grew at least one grade level in the selected year? What percentage of students that were reading several years below grade level in the Fall grew at least one grade level from Fall to Spring? How could this inform strategic planning?



For more information about the data on this report, please contact **Kevin Smith** at kevin.smith@ousd.org.



On Track to Graduate

Academic Year
2017-18

Select School
Castlemont

Grade
Grade 9

Pathway
All

Ethnicity
All

Gender
All

Hist (A)
Status

Off-Track

On-Track

N/A

Home Language
All

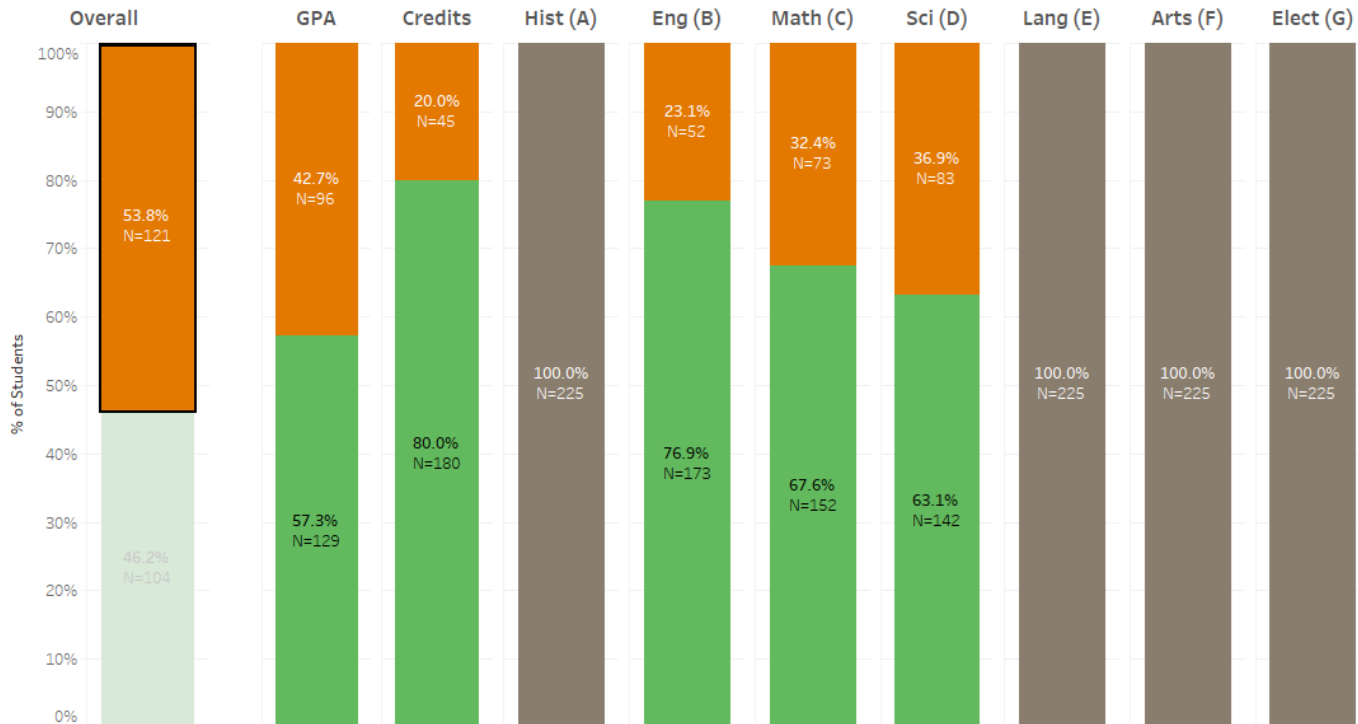
English Fluency
All

Fluency Subgroup
All

Special Ed Status
All

Free/Reduced Lunch
All

Foster Status
All



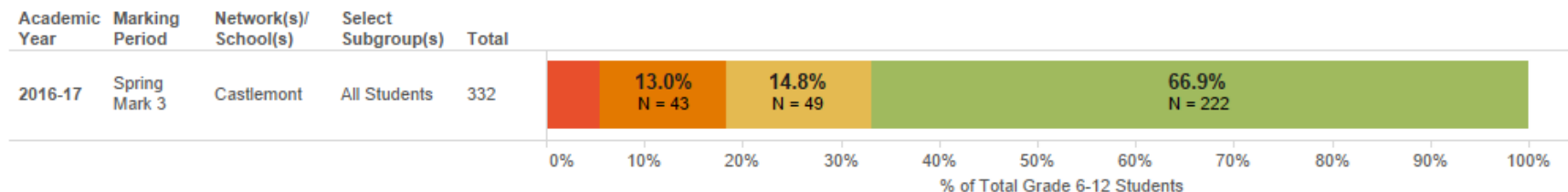


Early Warning Indicators

- None
- One
- Two
- Three & Four

Early Warning for Dropping Out, Grades 6-12

Select Year: 2016-17 Select Marking Period: Spring Mark 3 View by Network/School: School Select Network(s)/School(s): Castlemont View by Grade: Grade 9 View by Subgroup: All Students Select Subgroup(s): All Number Early Warning Indicators: All



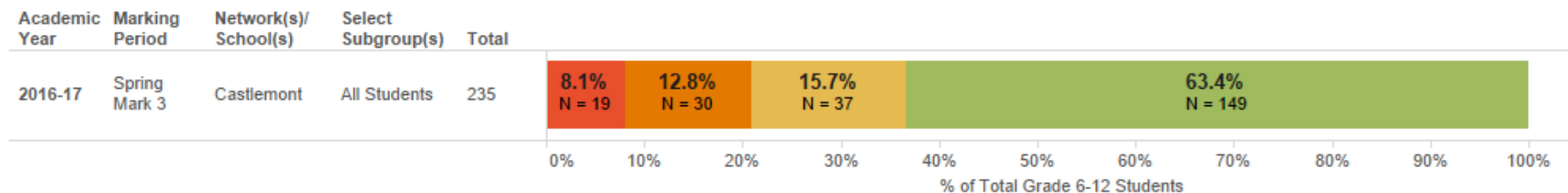


Early Warning Indicators

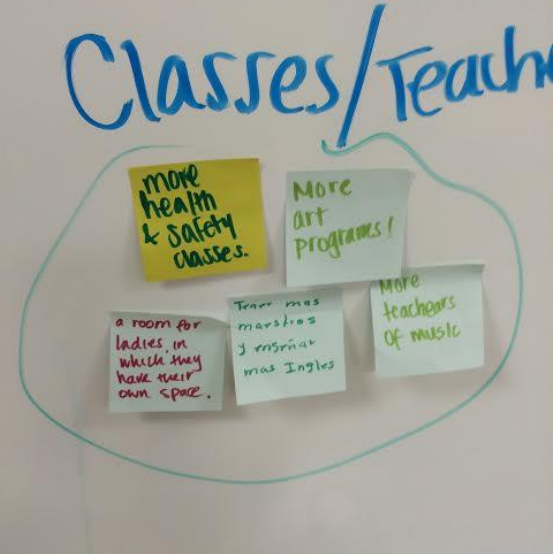
- None
- One
- Two
- Three & Four

Early Warning for Dropping Out, Grades 6-12

Select Year: 2016-17 Select Marking Period: Spring Mark 3 View by Network/School: School Select Network(s)/School(s): Castlemont View by Grade: Grade 10 View by Subgroup: All Students Select Subgroup(s): All Number Early Warning Indicators: All



EVERY STUDENT THRIVES!



OAKLAND UNIFIED SCHOOL DISTRICT
Community Schools, Thriving Students

1000 Broadway, Suite 680, Oakland, CA 94607

www.ousd.org



@OUSDnews

Contact us for additional information [optional contact area]
Phone: 510.555.5555 | Email: info@ousd.org