



OAKLAND UNIFIED
SCHOOL DISTRICT

Community Schools,
Thriving Students

Oakland Unified School District

Crocker Highland Elementary Kindergarten Seats Oversubscription – Remedy v9.5

December 12, 2012

(Revised as of 12/26/12 based on BOE First Reading)

Presented by:

Tony Smith, Ph.D., Superintendent of Oakland Unified School District

David Montes de Oca, Executive Director of Quality Community Schools Development

OVERVIEW

PART I:

Background

PART II:

Summary Recommendations

PART III:

Overview: Key Analysis Results

PART IV:

Appendix I: Supporting Information

PART V:

Appendix II: Final Redistricted Addresses



PART I:

Background



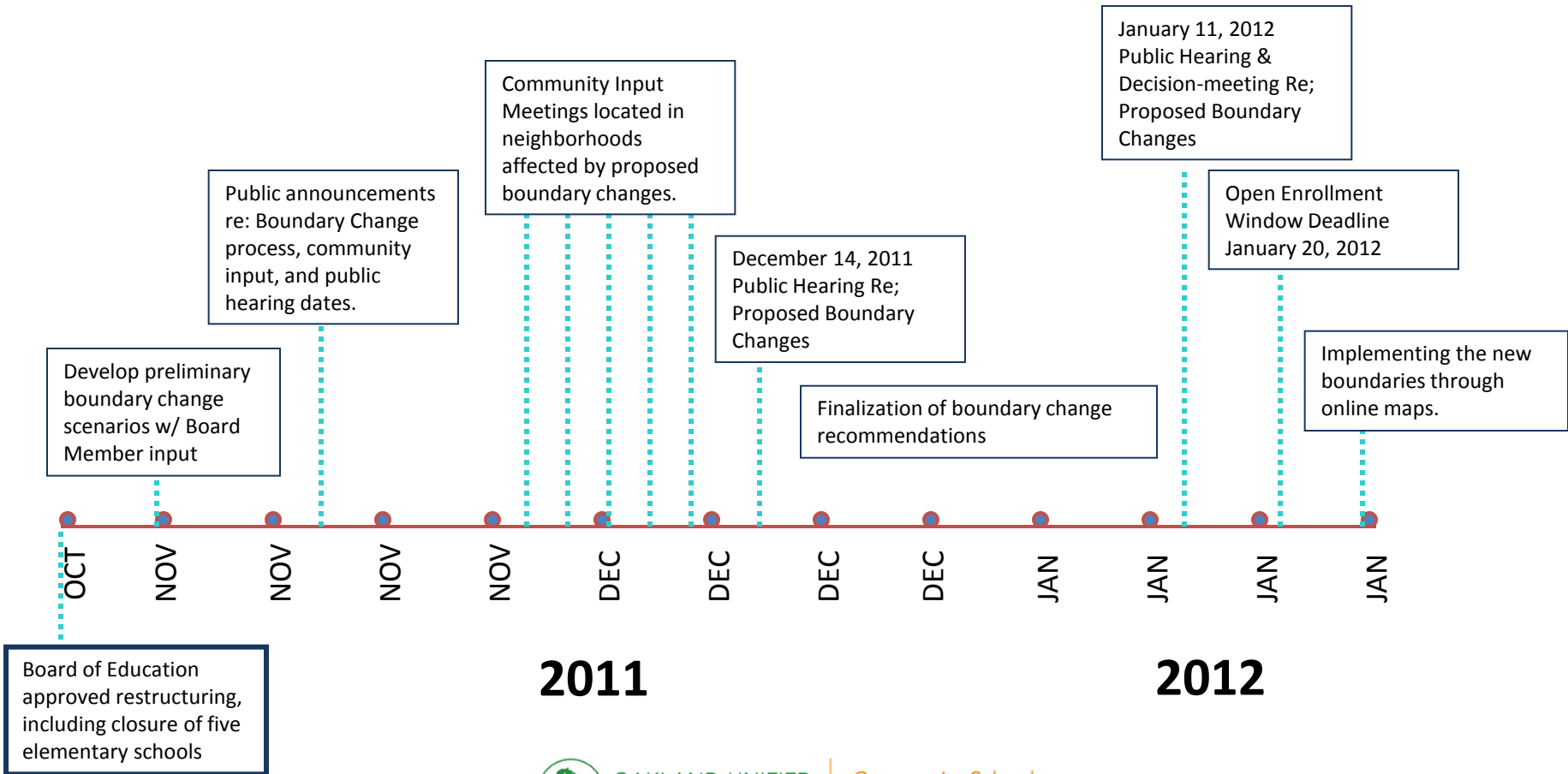
1

2

3

4

5



2011

2012



Community Schools, Thriving Students

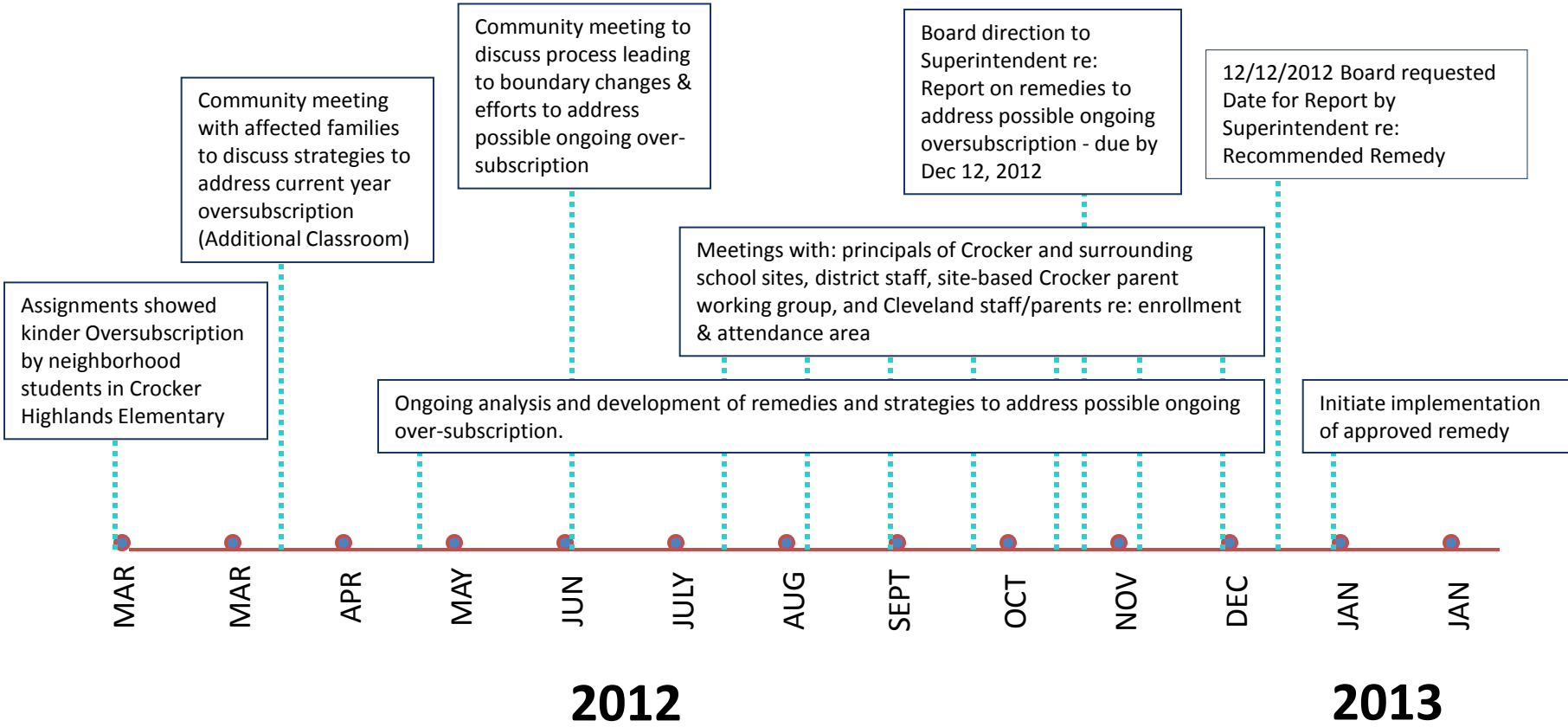
1

2

3

4

5



PART II:

Summary Recommendations



STAFF RECOMMENDATION:

Based on analysis of new and additional information and data, staff anticipates a fluctuating degree of chronic over-subscription at Crocker Highlands Elementary that is likely to be ongoing.

As per Board direction to *consider remedies, including redrawing the attendance area boundaries up to and including Lakeshore Ave*, **staff recommends that the Board of Education revise the current Crocker Highlands Elementary and Cleveland Elementary attendance area boundaries**, reducing the former and expanding the later as set forth in this staff report.

Doing so supports the following:

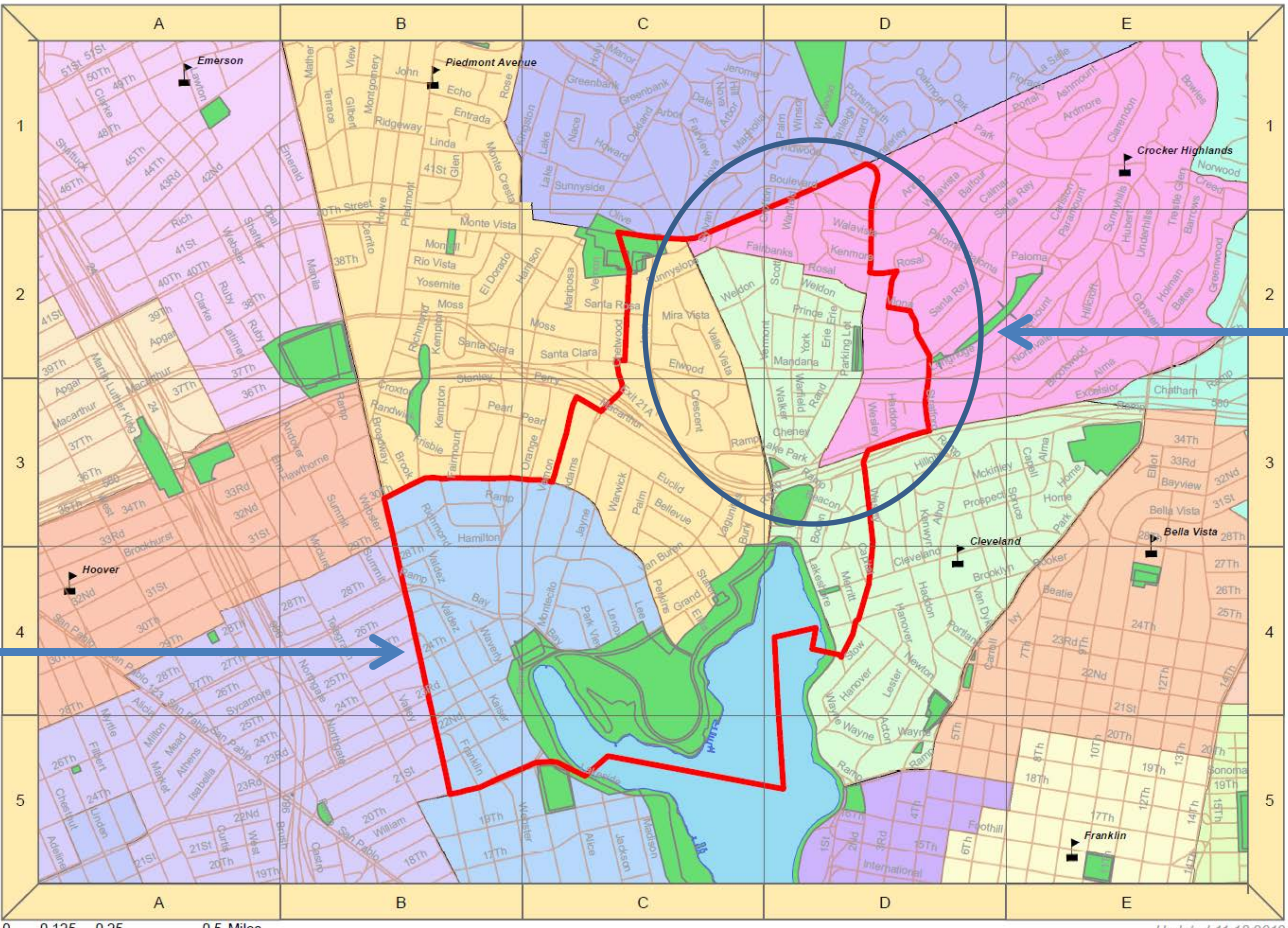
- Ensures all residents affected will maintain enrollment priority in a quality community school option
- Increases the likelihood that neighborhood residents interested in enrolling in their attendance area school will gain access (*though not guaranteed – as set forth in Board enrollment policies*)
- Reduces the total neighborhood enrollment demand and likelihood of substantial, chronic over-subscription at Crocker Highlands, further aligning with the school's enrollment capacity
- Increases the ability to establish a connection between Cleveland Elementary and residents within expanded attendance area, contributing to the opportunity for sustaining long-term enrollment viability

PROPOSED TIMELINE v2

- Dec 12, 2012** — Board of Education Recommendation – First Reading
- Jan 9, 2013** — Public Hearing re: Boundary Change Proposal
- Jan 9, 2013** — Board of Education – Second Reading & Decision
- Jan/Feb, 2013** — Operationalize Boundary Changes to be applied to 2013-14 Enrollment Applications
- Mar-Oct, 2013** — Analyze Enrollment Results, Assess Ongoing Trends



BOUNDARY CHANGE RECOMMENDATION Proposal v1 (First Reading Recommendation)



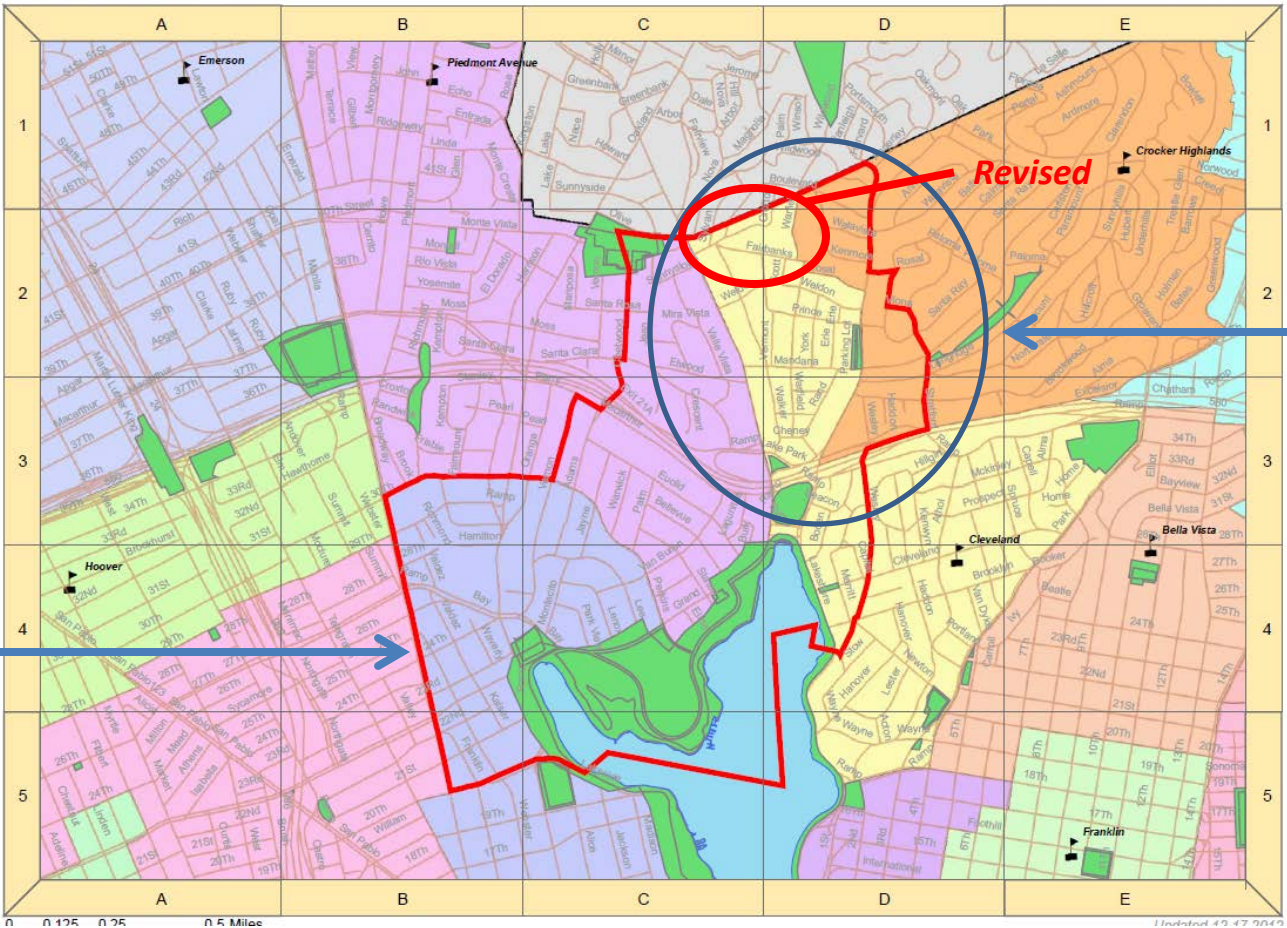
BLUE LINE:
Revised Crocker
and Cleveland
Attendance Areas
(proposed)

RED LINE:
Former Lakeview
Attendance Area

Key factors in identifying Cleveland Elementary attendance area to expand, in response to over-subscription at Crocker Highlands Elementary are:

- **Similar High Academic Performance**
- **Comparable High Quality Program**
- **Proximity**
- **Capacity**

BOUNDARY CHANGE RECOMMENDATION *Proposal v2 (Consideration of further growth)*



BLUE LINE:
Revised Crocker
and Cleveland
Attendance Areas
(proposed)

RED LINE:
Former Lakeview
Attendance Area

Key factors in identifying Cleveland Elementary attendance area to expand, in response to over-subscription at Crocker Highlands Elementary are:

- **Similar High Academic Performance**
- **Comparable High Quality Program**
- **Proximity**
- **Capacity**

ENROLLMENT AND ATTENDANCE AREA BOUNDARY ANALYSIS

Analysis considerations:

- Enrollment Capacity
- Class Size Consideration
- Enrollment Demand and Options Results
- Assignment Trends
- Live-Go Trends
- Attrition / Persistence Trends
- Current Enrollment
- Census Data 2010
- Additional relevant information, as appropriate



ADDITIONAL CONSIDERATIONS **NOT** RECOMMENDED AT THIS TIME

- **Establish over-subscription as a matter of course**

- I. **Manage enrollment through existing OUSD enrollment policies** to ensure the greatest number of incoming kindergarten students seeking enrollment can be accepted
- II. Providing systematic supports and **guidance to families considering quality alternatives**

- **Await 2nd year of enrollment to establish trend**

- I. Apply all considerations outlined above
- II. **Evaluate results of enrollment for 2013-14 school year** to set forth recommendation for 2014-15 enrollment period

- **Establish a re-direction policy specific to Crocker Highlands**

- I. Policy that re-directs attendance area students who do not receive a placement at Crocker Highlands to be **priority placements at the nearest comparable school** that is: located within the middle school attendance area mega-boundary, demonstrates adequate capacity - pending other existing enrollment priorities including siblings, neighborhood, and PI status

- **Major Facility Renovation**

- I. Under current Bond Measure – **Evaluate feasibility to expand facility capacity**
- II. Considerations would be made in the context of considering all existing facilities related demands district-wide

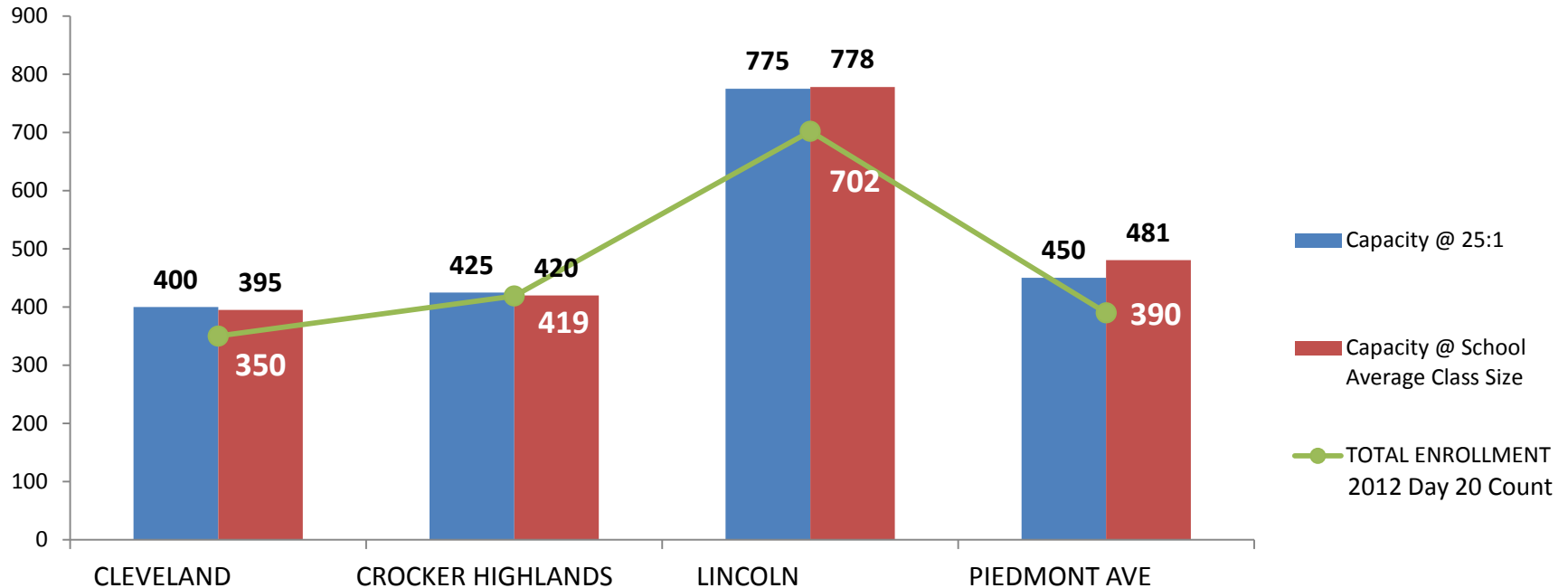


PART III:

Overview: Key Analysis Results



• **Estimated Facility Capacity*** (*# of rooms by class size*)



1. **Crocker Highland Elementary's enrollment is reaching its facility capacity.**
Three (3) Kindergarten classes ideal for sustainable enrollment
2. **Cleveland Elementary maintains additional enrollment space - based on facility capacity.**
Three (3) Kindergarten classes ideal for sustainable enrollment

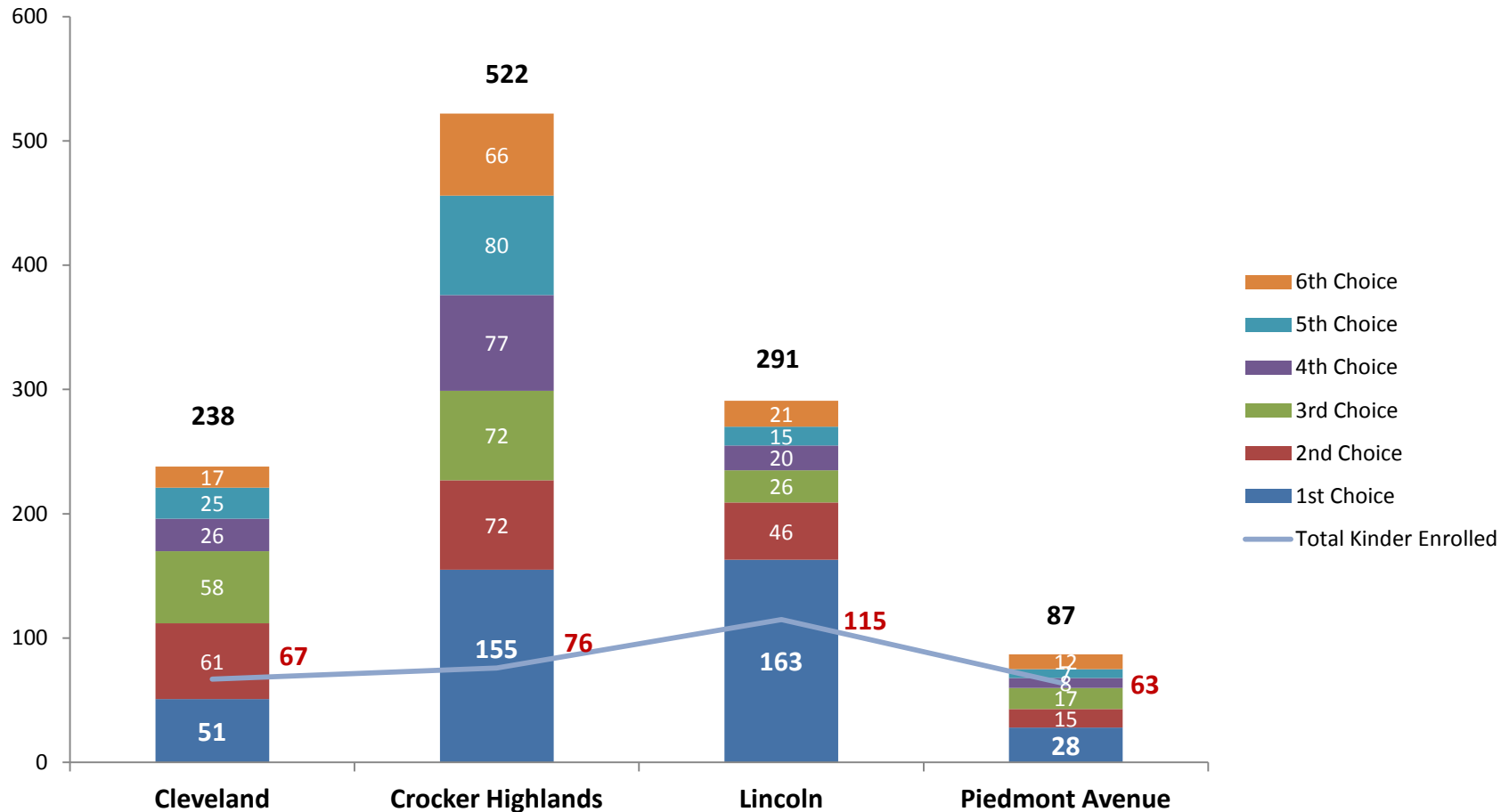
* **Capacity** for discussion purposes is calculated based on two versions of total #of available classrooms

1) a class size standard of 25:1 in grades K-5 or

2) total number of classrooms times school's current average class size K-5

** **Total # of available classrooms** based on facility site plan (minus SDC classrooms and 2 classrooms per site designated for alternate use)

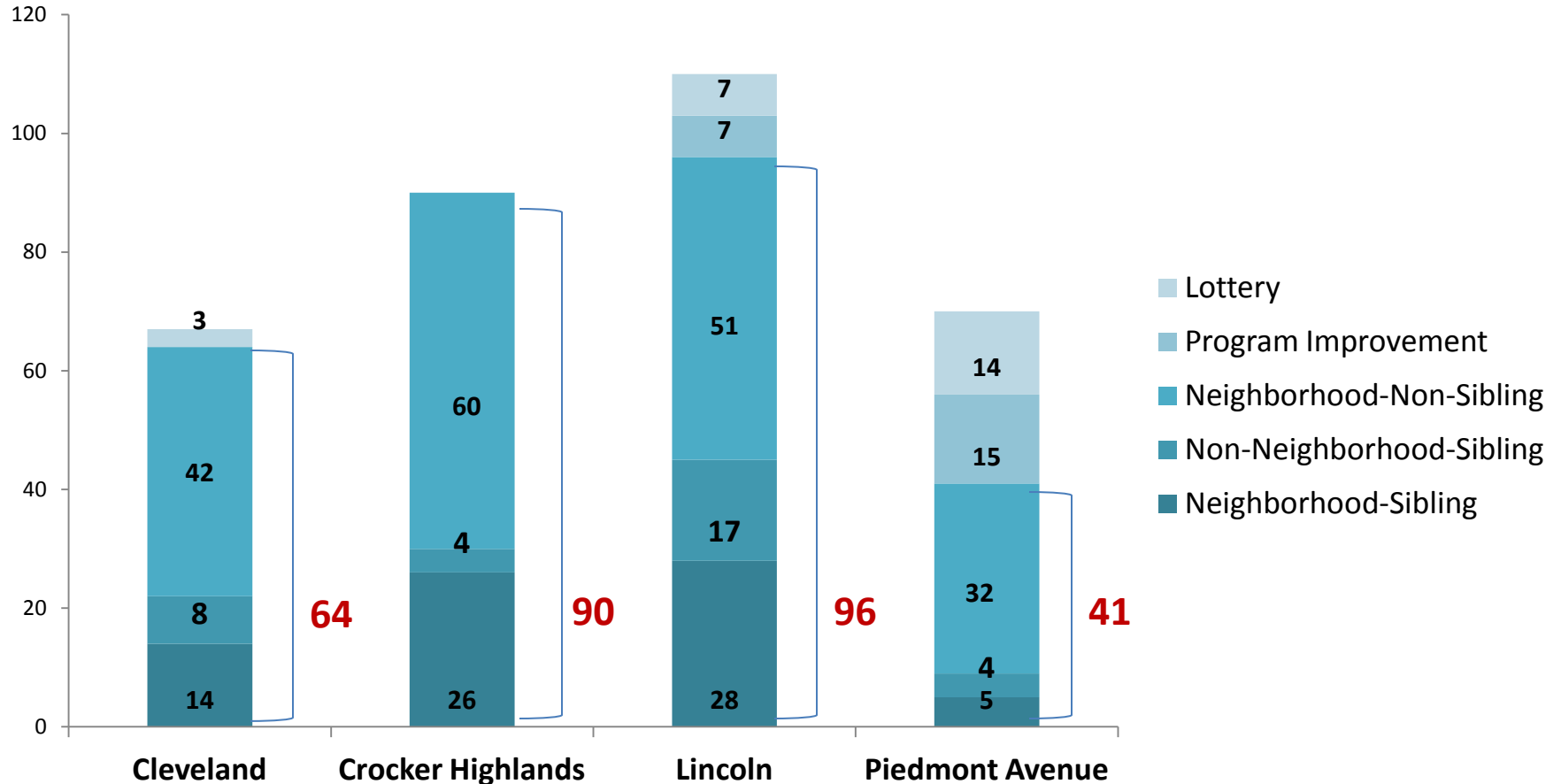
•2012 Kindergarten Options Results based on January, 2012 Lottery*



1. Crocker Highlands maintains over-all 1st choice Options demand well above kindergarten capacity.
2. Cleveland Elementary maintains 1st choice Options demand with additional kindergarten capacity.

* Does not include late apps between Feb – August. Does not necessarily correspond to # that subsequently enroll.

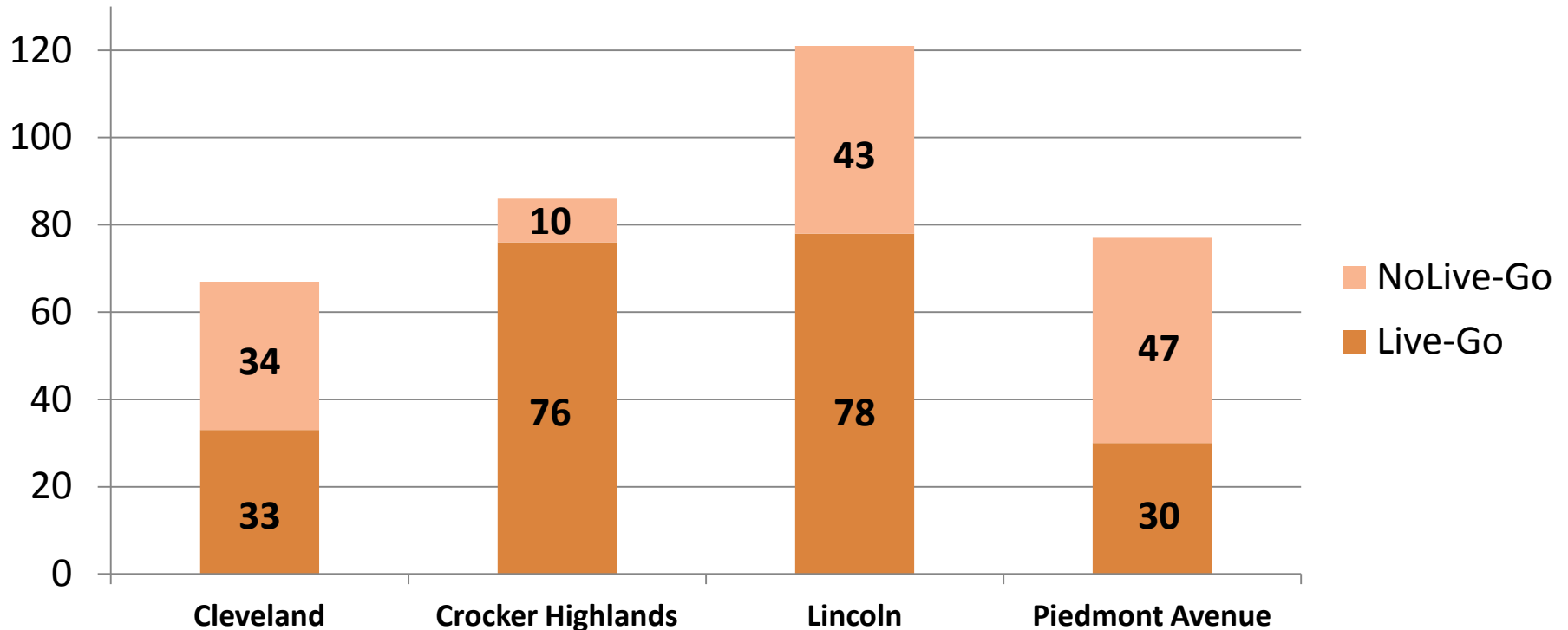
• **2012 Kindergarten Assignments** **(based on enrollment policy priorities)*



1. Crocker Highlands assigned sibling/neighborhood students surpasses kindergarten enrollment capacity.
2. Cleveland Elementary assigned sibling/neighborhood students is slightly below kindergarten capacity.

* Based on 1st lottery; does not include late apps between Feb-August

• **2012 Kindergarten Enrollment as of October, 2012** (*Live-Go / No Live-Go*)

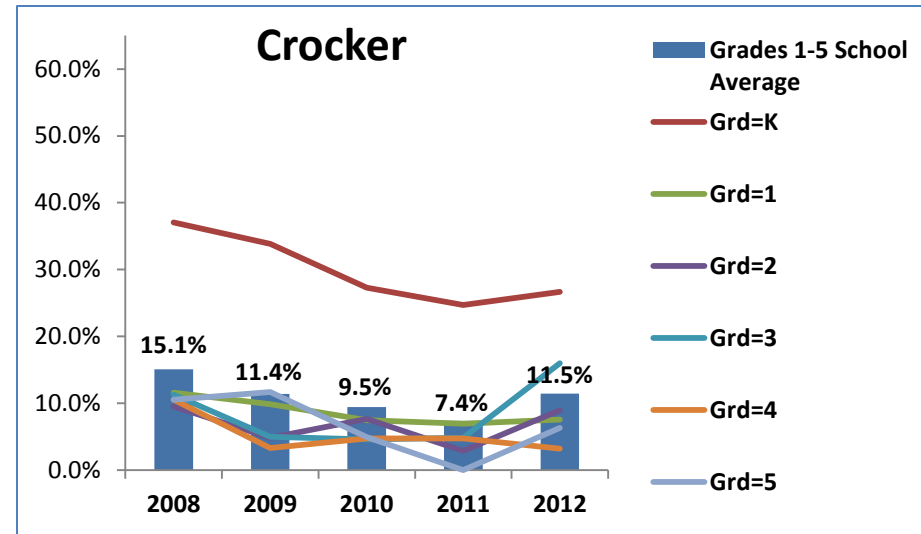
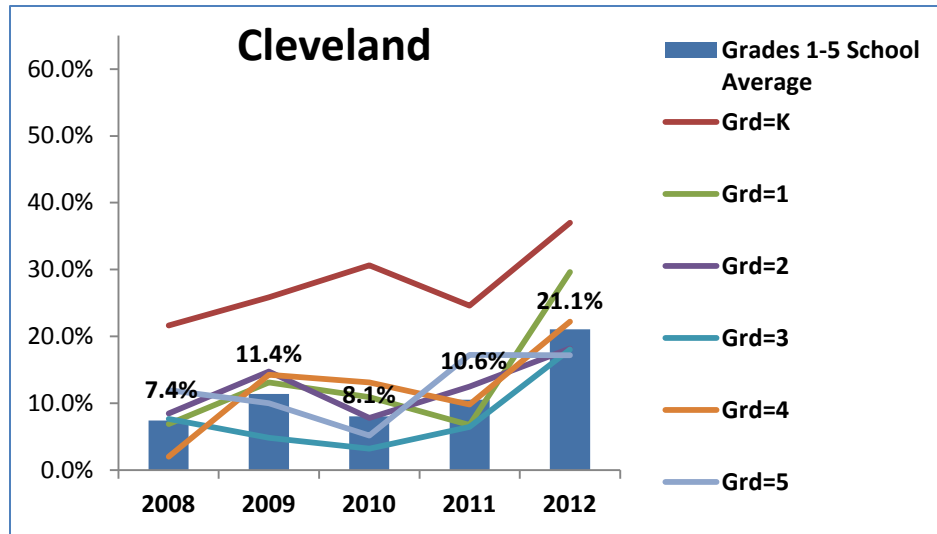


1. **Crocker Highlands maintains neighborhood kindergarten enrollment that is at capacity in kindergarten.**
2. **Cleveland Elementary maintains additional kindergarten enrollment capacity to allow for additional neighborhood students.**

Live-Go = Enrolled students that live within current attendance boundary

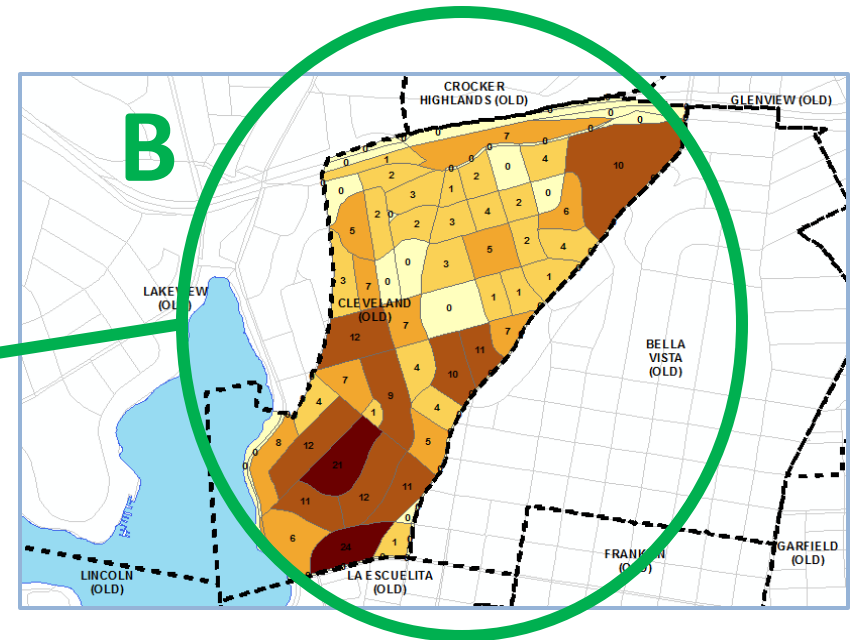
No Live-Go = Enrolled students that live outside of the current attendance boundary

• **Attrition Rates Over-Time** (*% of students enrolled in prior year – no longer enrolled*)



1. **Crocker Highlands attrition rate is trending down.** Nonetheless the school maintains some ongoing population loss, including incoming kindergarten assignments.
2. **Cleveland Elementary maintains relatively low attrition rates except in the most recent year.** Nonetheless the school maintains some population loss, including incoming kindergarten assignments.

•2010 Census Data Under 1-4 Yrs Olds within **Current** and **Recommended** Cleveland Elementary Attendance Area

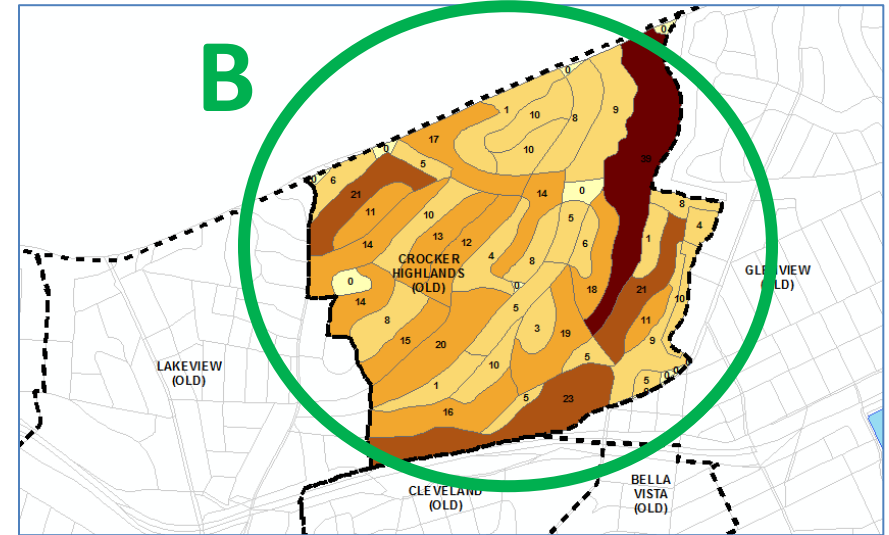
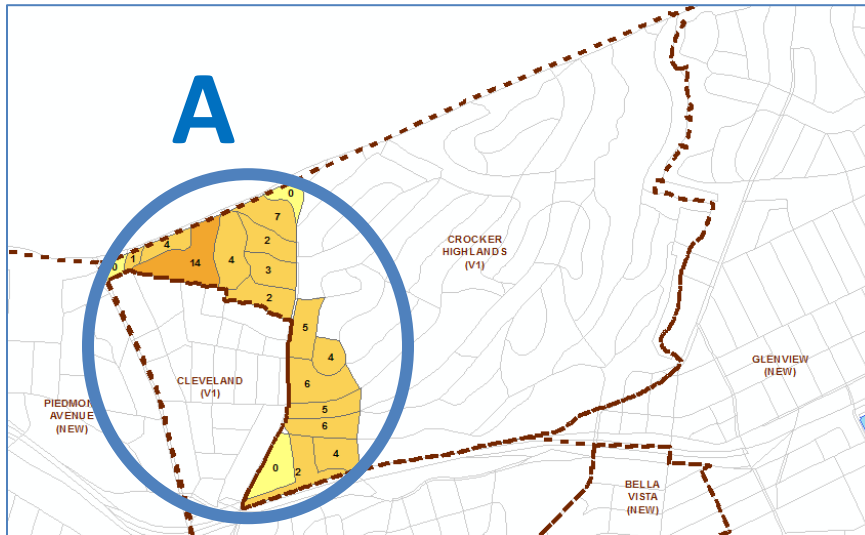
**A**

Kinder Entry Year	2010 Census Age	Proposed Addition
	0-4Yrs Old	110
2014-15	0Yrs Old	25
2013-14	1Yrs Old	25
2012-13	2Yrs Old	14
2011-12	3Yrs Old	25
2010-11	4Yrs Old	21

B

Kinder Entry Year	2010 Census Age	Current Boundary
	0-4Yrs Old	327
2014-15	0Yrs Old	83
2013-14	1Yrs Old	71
2012-13	2Yrs Old	74
2011-12	3Yrs Old	43
2010-11	4Yrs Old	56

•2010 Census Data Under 1-4 Yrs Olds within **Former** and **Recommended** Crocker Highlands Attendance Area



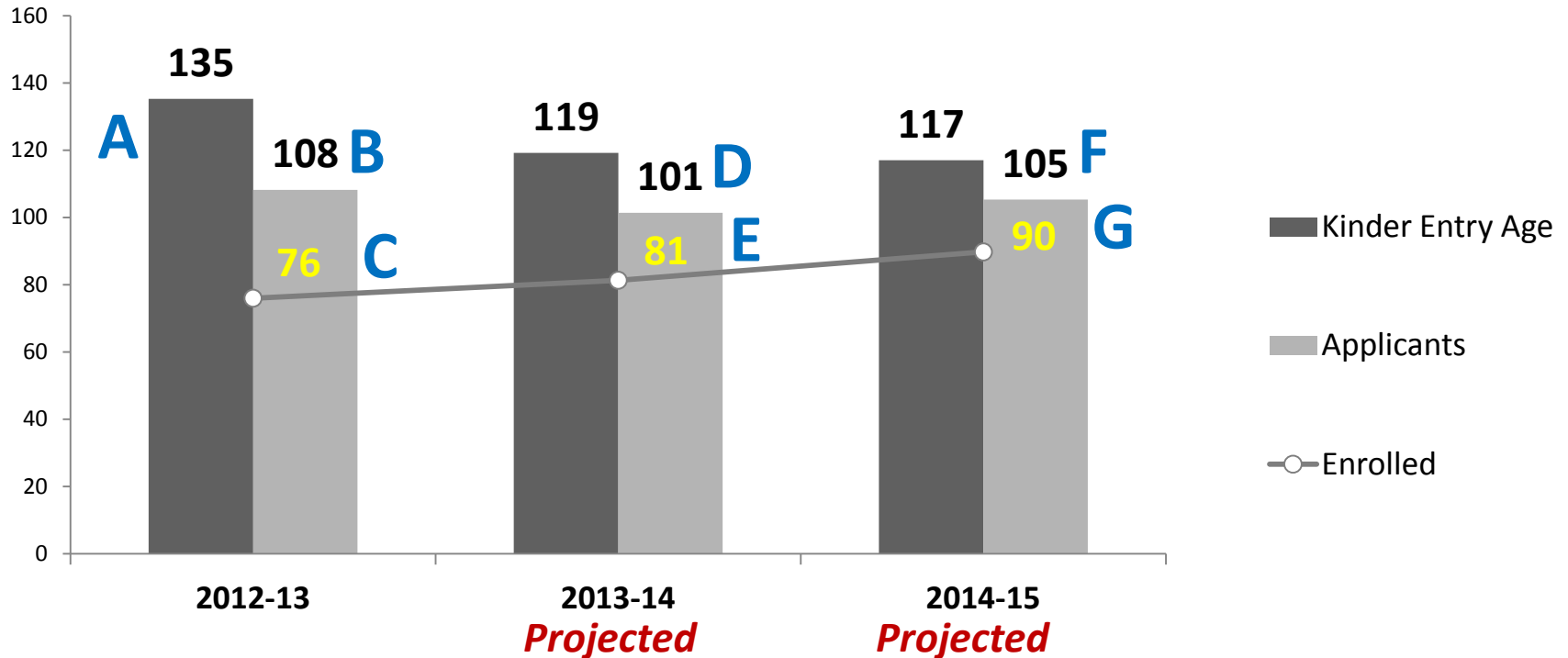
A

Kinder Entry Year	2010 Census Age	Proposed Revision
	0-4Yrs Old	68
2014-15	0Yrs Old	17
2013-14	1Yrs Old	12
2012-13	2Yrs Old	9
2011-12	3Yrs Old	14
2010-11	4Yrs Old	16

B

Kinder Entry Year	2010 Census Age	Former Boundary
	0-4Yrs Old	454
2014-15	0Yrs Old	81
2013-14	1Yrs Old	72
2012-13	2Yrs Old	112
2011-12	3Yrs Old	98
2010-11	4Yrs Old	91

•2010 Census Data Under 1-4 Yrs Olds within **Current Crocker Highlands Attendance Area**



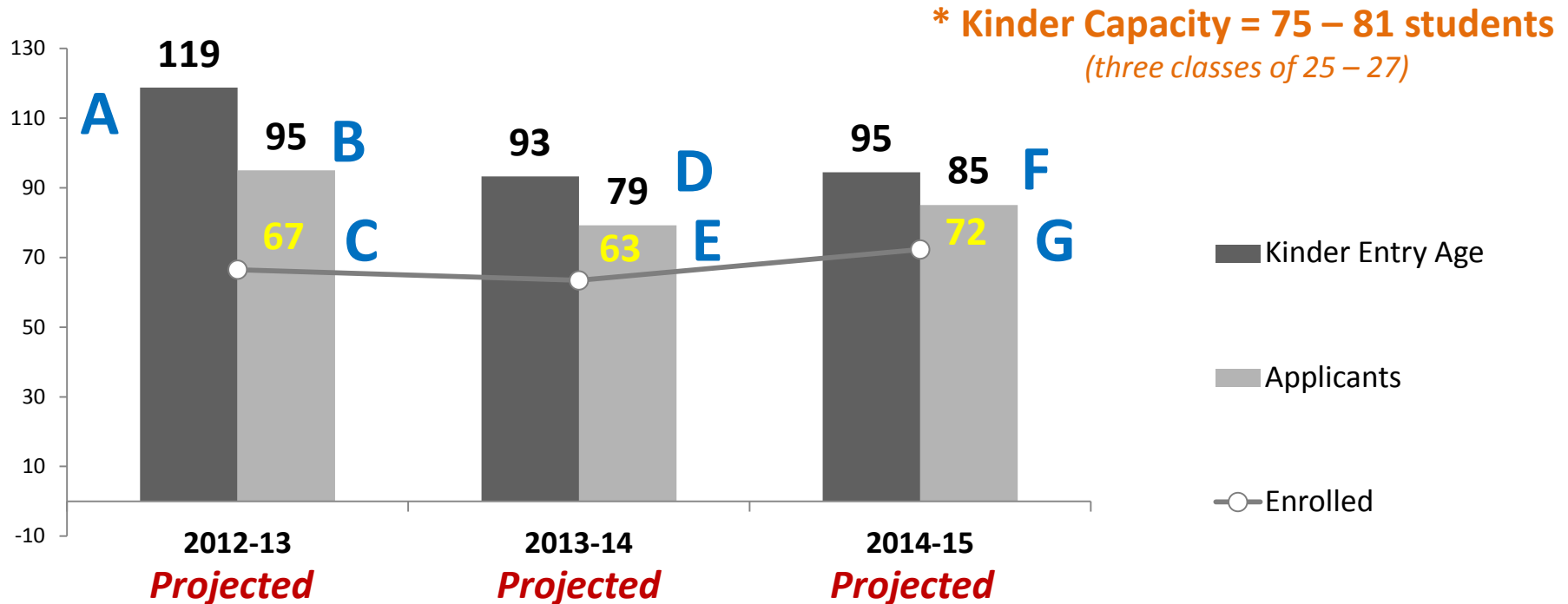
Assumptions

- A) Total 2012-13 Kinder-eligible based on 2010 Census
- B) 80% of total applies - based on actuals
- C) 70% of applicants enrolled as of Oct 1
- D) 85% of kinder-eligible projected to apply in 2013-14
- E) 80% of projected applicants enroll in 2013-14
- F) 90% of kinder-eligible projected to apply in 2014-15
- G) 85% of projected applicants enroll in 2014-15

• Kinder Entry Age calculated: 75% current yr & 25% prior yr 2010 Census age as of April 1

Current Attendance Area Demonstrates likelihood of Chronic Over-subscription.

•2010 Census Data Under 1-4 Yrs Olds within **Proposed Crocker Highlands Attendance Area**



Assumptions

- A) Total 2012-13 Kinder-eligible based on 2010 Census
- B) 80% of total applies - based on actuals
- C) 70% of applicants enrolled as of Oct 1
- D) 85% of kinder-eligible projected to apply in 2013-14
- E) 80% of projected applicants enroll in 2013-14
- F) 90% of kinder-eligible projected to apply in 2014-15
- G) 85% of projected applicants enroll in 2014-15

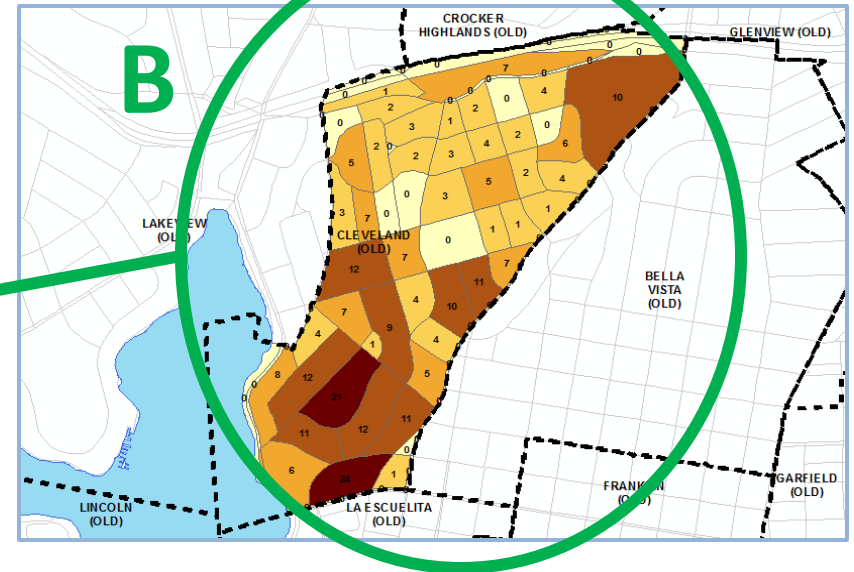
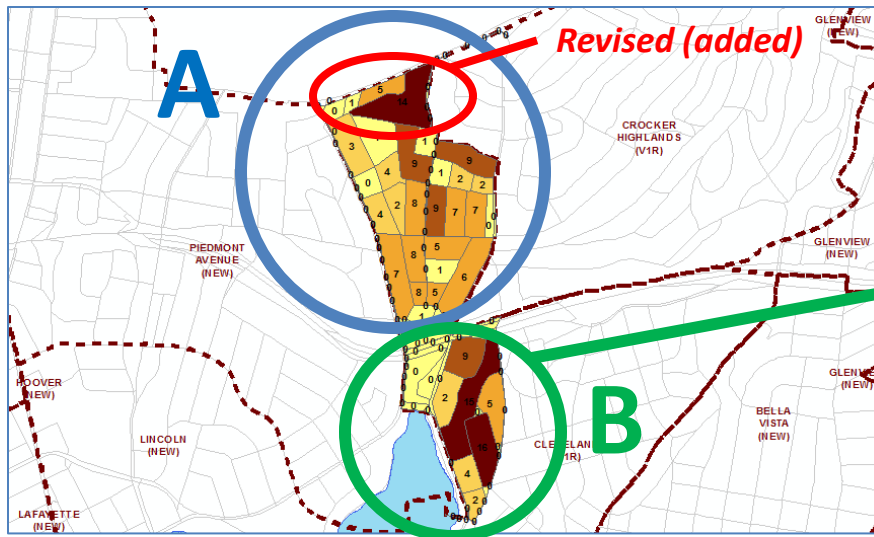
• Kinder Entry Age calculated: 75% current yr & 25% prior yr 2010 Census age as of April 1

Proposed Attendance Area
 Demonstrates decreased
 likelihood of substantial
 Over-subscription

Proposal v2 – Based on requested consideration of further growth during Board of Education First Reading 12/12/12



•2010 Census Data Under 1-4 Yrs Olds within **Current** and **Revised**
Recommended Cleveland Elementary Attendance Area



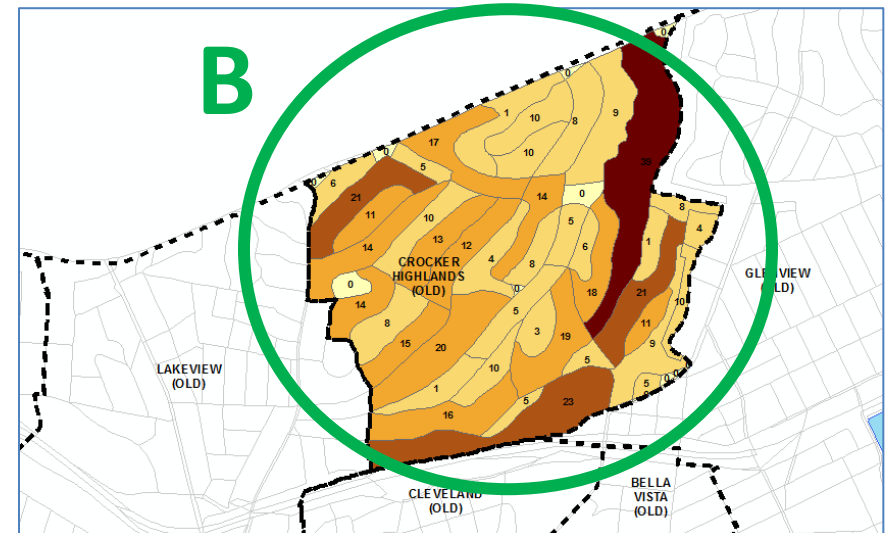
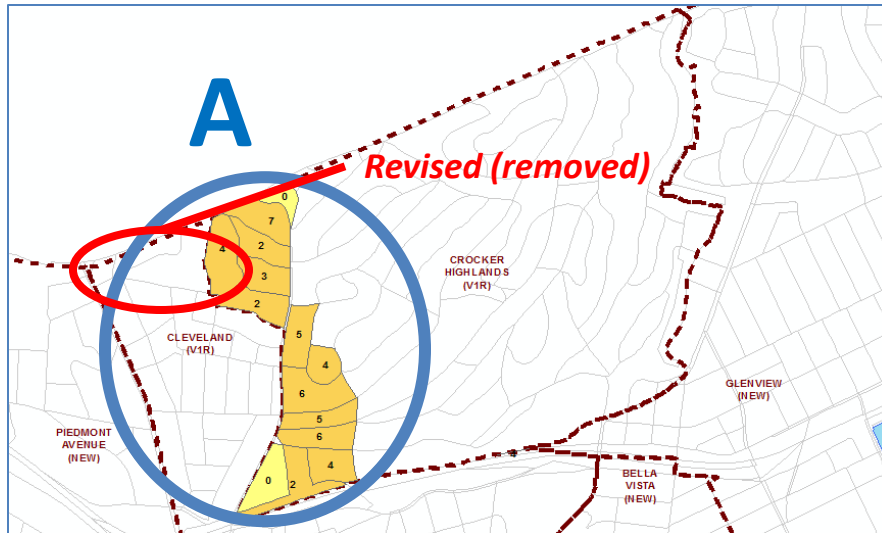
A

Kinder Entry Year	2010 Census Age	Proposed Addition
	0-4Yrs Old	130
2014-15	0Yrs Old	31
2013-14	1Yrs Old	30
2012-13	2Yrs Old	17
2011-12	3Yrs Old	29
2010-11	4Yrs Old	23

B

Kinder Entry Year	2010 Census Age	Current Boundary
	0-4Yrs Old	327
2014-15	0Yrs Old	83
2013-14	1Yrs Old	71
2012-13	2Yrs Old	74
2011-12	3Yrs Old	43
2010-11	4Yrs Old	56

•2010 Census Data Under 1-4 Yrs Olds within **Former** and **Revised**
Recommended Crocker Highlands Attendance Area



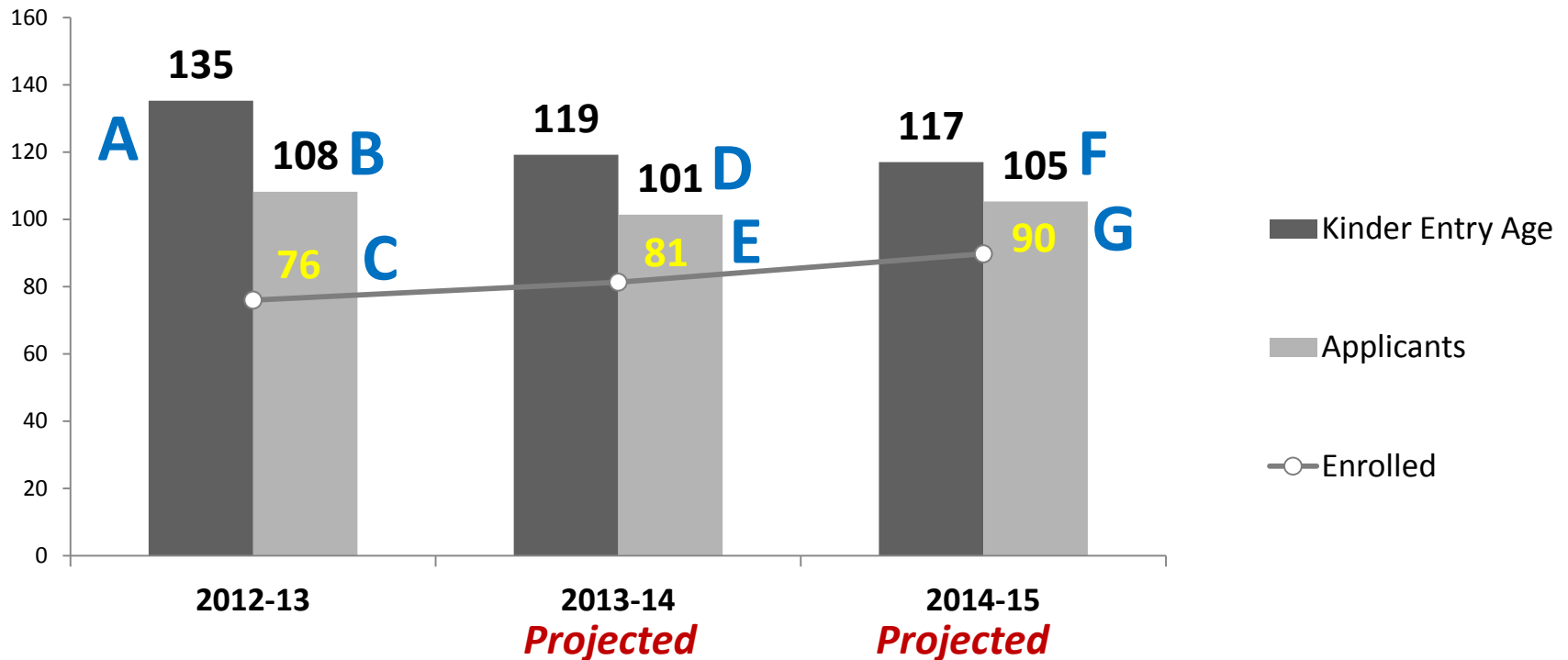
A

Kinder Entry Year	2010 Census Age	Proposed Revision
	0-4Yrs Old	50
2014-15	0Yrs Old	8
2013-14	1Yrs Old	12
2012-13	2Yrs Old	6
2011-12	3Yrs Old	10
2010-11	4Yrs Old	14

B

Kinder Entry Year	2010 Census Age	Former Boundary
	0-4Yrs Old	454
2014-15	0Yrs Old	81
2013-14	1Yrs Old	72
2012-13	2Yrs Old	112
2011-12	3Yrs Old	98
2010-11	4Yrs Old	91

•2010 Census Data Under 1-4 Yrs Olds within **Current Crocker Highlands Attendance Area**



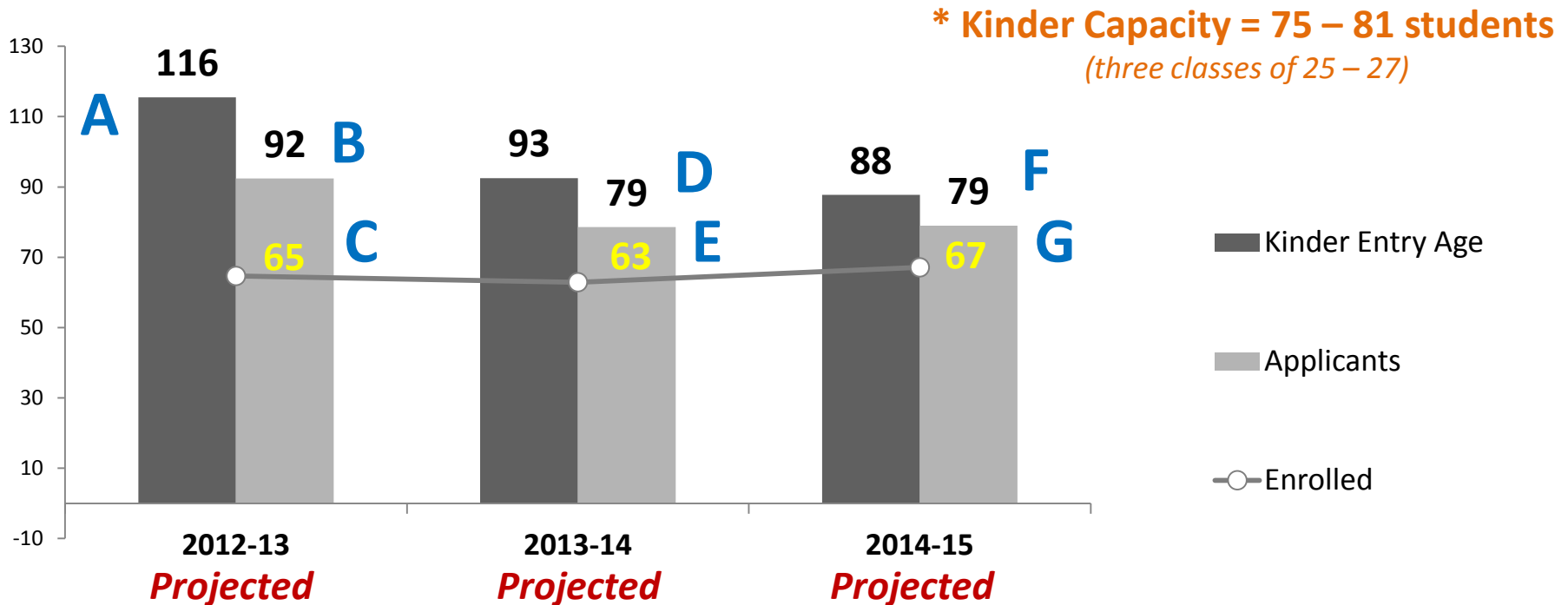
Assumptions

- A) Total 2012-13 Kinder-eligible based on 2010 Census
- B) 80% of total applies - based on actuals
- C) 70% of applicants enrolled as of Oct 1
- D) 85% of kinder-eligible projected to apply in 2013-14
- E) 80% of projected applicants enroll in 2013-14
- F) 90% of kinder-eligible projected to apply in 2014-15
- G) 85% of projected applicants enroll in 2014-15

• Kinder Entry Age calculated: 75% current yr & 25% prior yr 2010 Census age as of April 1

Current Attendance Area Demonstrates likelihood of Chronic Over-subscription.

- 2010 Census Data Under 1-4 Yrs Olds within **Proposed Revised Crocker Highlands Attendance Area**



Assumptions

- A) Total 2012-13 Kinder-eligible based on 2010 Census
- B) 80% of total applies - based on actuals
- C) 70% of applicants enrolled as of Oct 1
- D) 85% of kinder-eligible projected to apply in 2013-14
- E) 80% of projected applicants enroll in 2013-14
- F) 90% of kinder-eligible projected to apply in 2014-15
- G) 85% of projected applicants enroll in 2014-15

- Kinder Entry Age calculated: 75% current yr & 25% prior yr 2010 Census age as of April 1

Proposed Attendance Area
 Demonstrates decreased
 likelihood of substantial
 Over-subscription

PART IV:

Appendix I: Supporting Information



•2010 Census Data Under 1-4 Yrs Olds **Analysis of Projected Enrollment Trends Proposal v1**

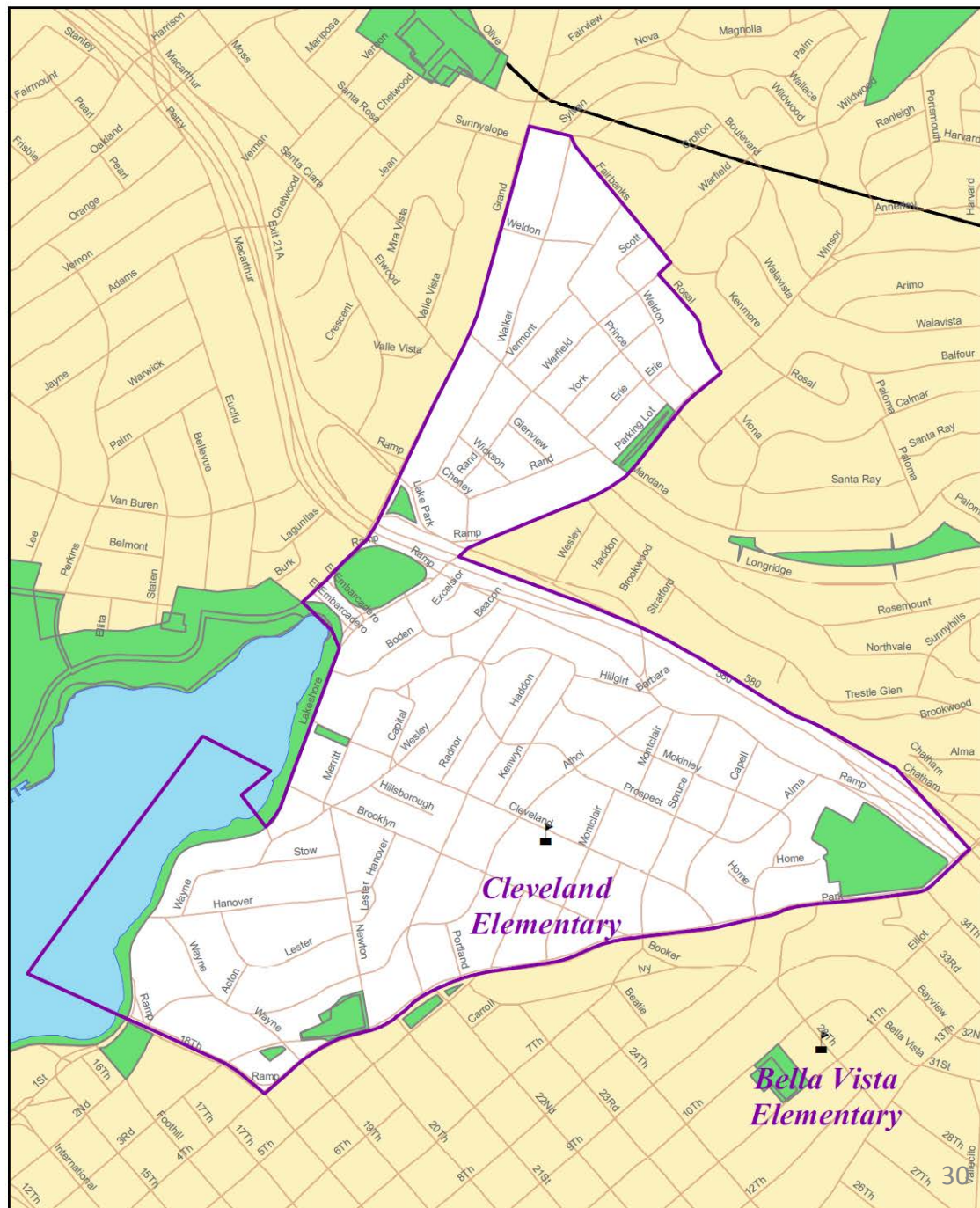
Crocker Boundary Current	2010-11	2011-12	2012-13	2013-14	2014-15
Former: 2010 Census U1-4 Yrs Old	90	98	112	72	81
New Addition: 2010 Census U1-4 Yrs Old	37	38	23	42	37
Total: 2010 Census U1-4 Yrs Old	127	136	135	114	118
Kinder Entry Age (25% prior year + 75% current year)		134	135	119	117
% out of school-age applied			80%	85%	90%
Applicants			108	101	105
% out of applicants enrolled			70%	80%	85%
Enrolled as of October			76	81	90

Crocker Boundary Recommendation	2010-11	2011-12	2012-13	2013-14	2014-15
Former: 2010 Census U1-4 Yrs Old	90	98	112	72	81
New Addition: 2010 Census U1-4 Yrs Old	16	14	9	12	17
Total: 2010 Census U1-4 Yrs Old	106	112	121	84	98
Kinder Entry Age (25% prior year + 75% current year)		111	119	93	95
% out of school-age applied			80%	85%	90%
Applicants			95	79	85
% out of applicants enrolled			70%	80%	85%
Enrolled as of October			67	63	72

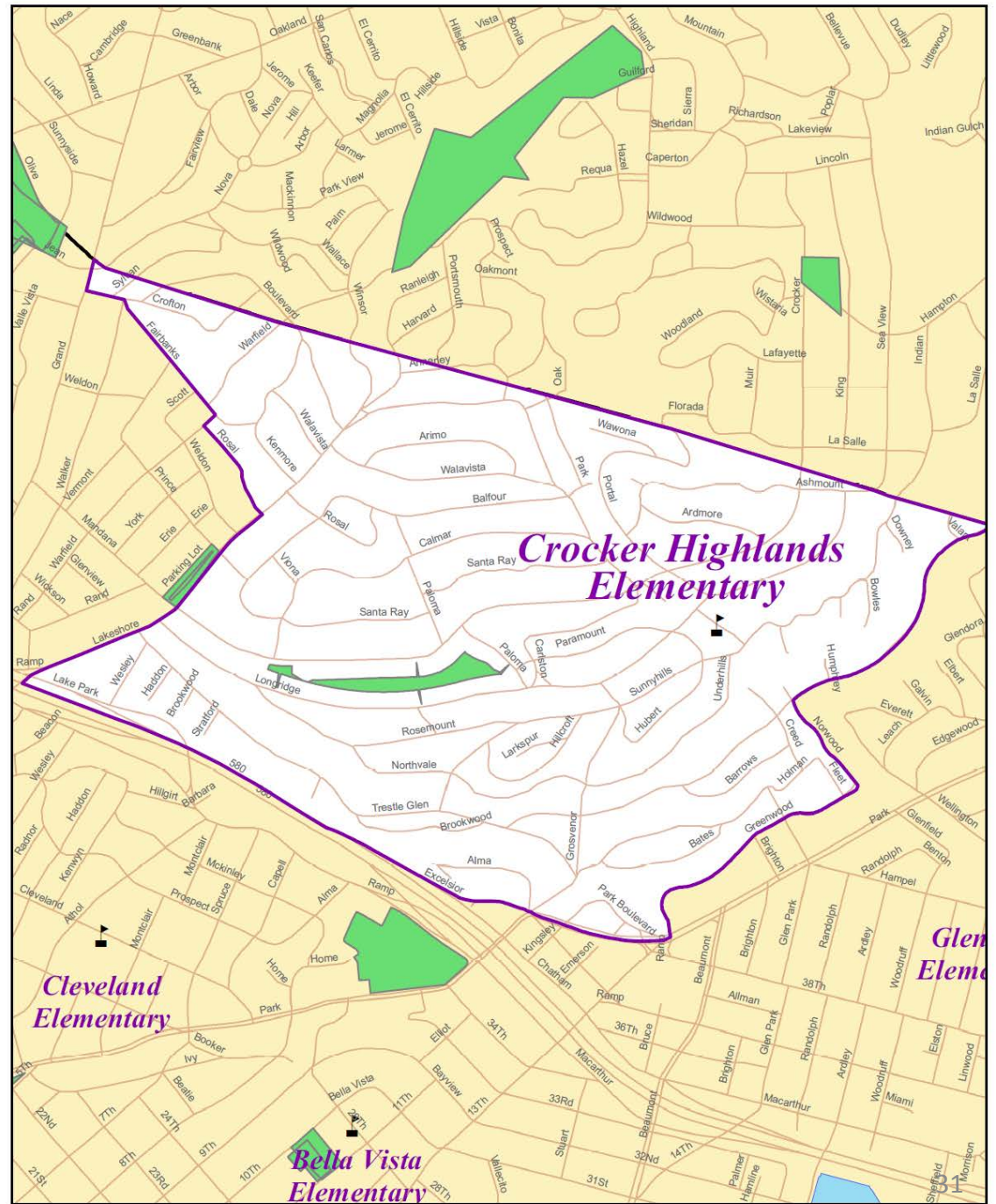
* Survey data by Crocker Community Corresponds to 2010 Census Trend

517 completed Survey		Born: 2007	Born: 2008	Born: 2009
		K: 2012-13	K: 2013-14	K: 2014-15
Former Crocker Boundary	CROCKER SURVEY	85	60	68
	% of prior year		71%	113%
		2 Yrs	1 Yrs	U1 Yrs
		K: 2012-13	K: 2013-14	K: 2014-15
Former Crocker Boundary	CENSUS 2010	112	72	81
	% of prior year		64%	113%

PROPOSED
CLEVELAND
ELEMENTARY
ATTENDANCE AREA
Proposal v1



**PROPOSED
CROCKER
HIGHLANDS
ELEMENTARY
ATTENDANCE AREA
Proposal v1**



•2010 Census Data Under 1-4 Yrs Olds **Analysis of Projected Enrollment Trends Proposal v2**

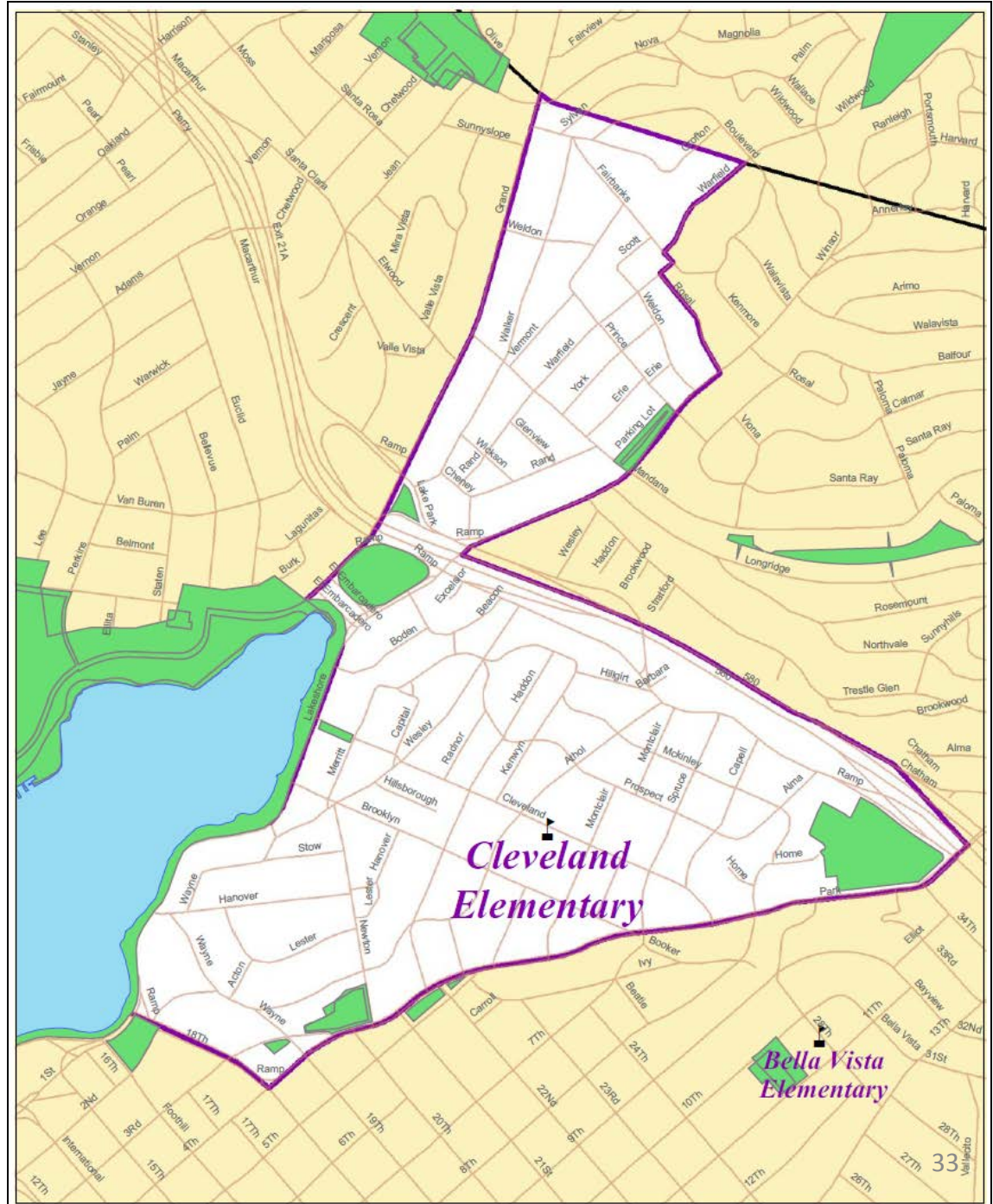
Crocker Boundary Current	2010-11	2011-12	2012-13	2013-14	2014-15
Former: 2010 Census U1-4 Yrs Old	90	98	112	72	81
New Addition: 2010 Census U1-4 Yrs Old	37	38	23	42	37
Total: 2010 Census U1-4 Yrs Old	127	136	135	114	118
Kinder Entry Age (25% prior year + 75% current year)		134	135	119	117
% out of school-age applied			80%	85%	90%
Applicants			108	101	105
% out of applicants enrolled			70%	80%	85%
Enrolled as of October			76	81	90

Crocker Boundary Recommendation	2010-11	2011-12	2012-13	2013-14	2014-15
Former: 2010 Census U1-4 Yrs Old	90	98	112	72	81
New Addition: 2010 Census U1-4 Yrs Old	14	10	6	12	8
Total: 2010 Census U1-4 Yrs Old	104	108	118	84	89
Kinder Entry Age (25% prior year + 75% current year)		107	116	93	88
% out of school-age applied			80%	85%	90%
Applicants			92	79	79
% out of applicants enrolled			70%	80%	85%
Enrolled as of October			65	63	67

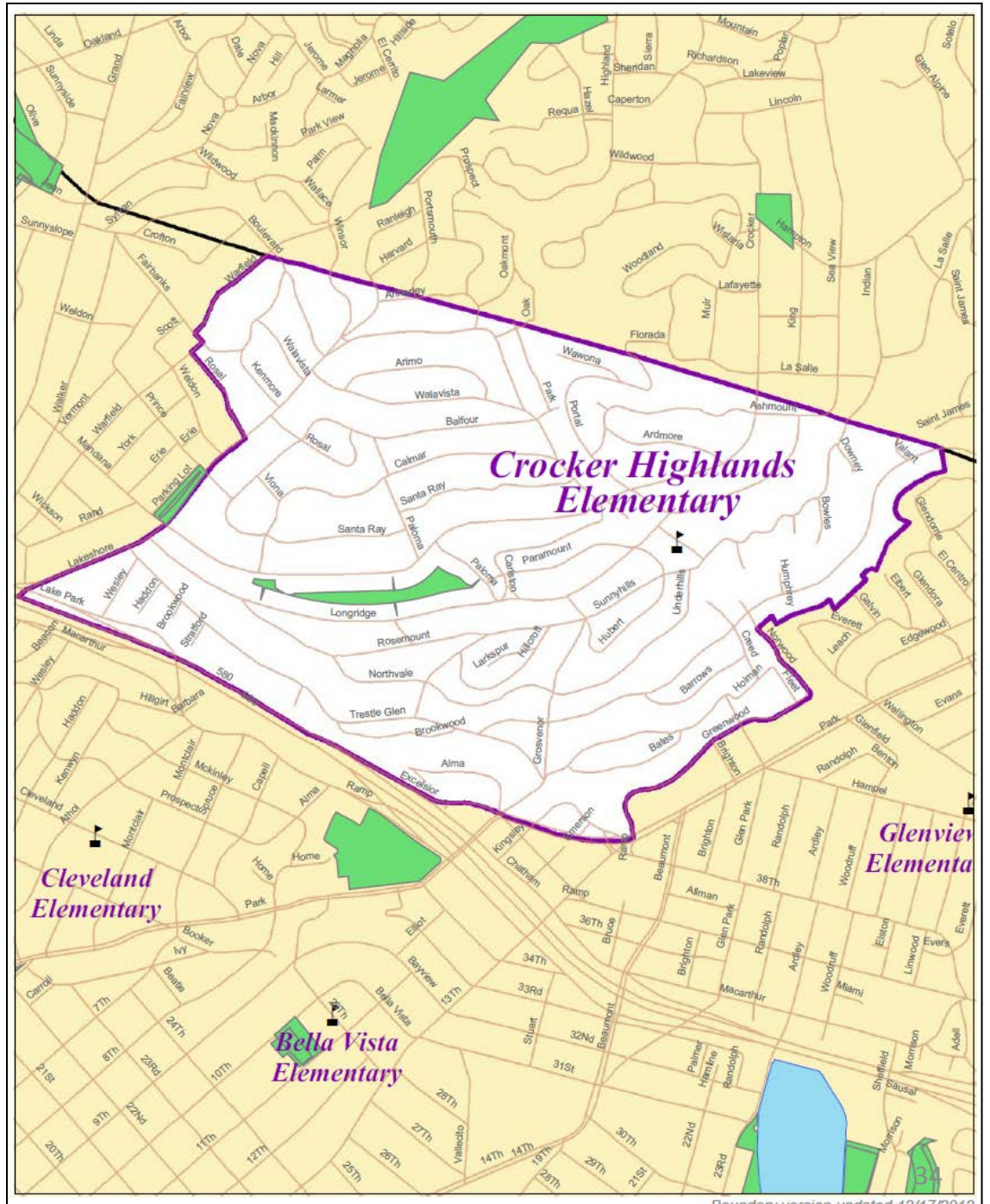
* Survey data by Crocker Community Corresponds to 2010 Census Trend

517 completed Survey		Born: 2007	Born: 2008	Born: 2009
		K: 2012-13	K: 2013-14	K: 2014-15
Former Crocker Boundary	CROCKER SURVEY	85	60	68
	% of prior year		71%	113%
		2 Yrs	1 Yrs	U1 Yrs
		K: 2012-13	K: 2013-14	K: 2014-15
Former Crocker Boundary	CENSUS 2010	112	72	81
	% of prior year		64%	113%

PROPOSED
CLEVELAND
ELEMENTARY
ATTENDANCE AREA
Proposal v2



**PROPOSED
CROCKER
HIGHLANDS
ELEMENTARY
ATTENDANCE AREA**
Proposal v2



Questions & Discussion



PART V:

Appendix II: Final Redistricted Addresses

