




OAKLAND UNIFIED
SCHOOL DISTRICT
Community Schools, Thriving Students

2022-23 Budget Development and Decision-Making Update



Presented by Lisa Grant-Dawson, Chief Business Officer

Governing Board Meeting - December 15, 2021

www.ousd.org



@OUSDnews

Ask of the Board

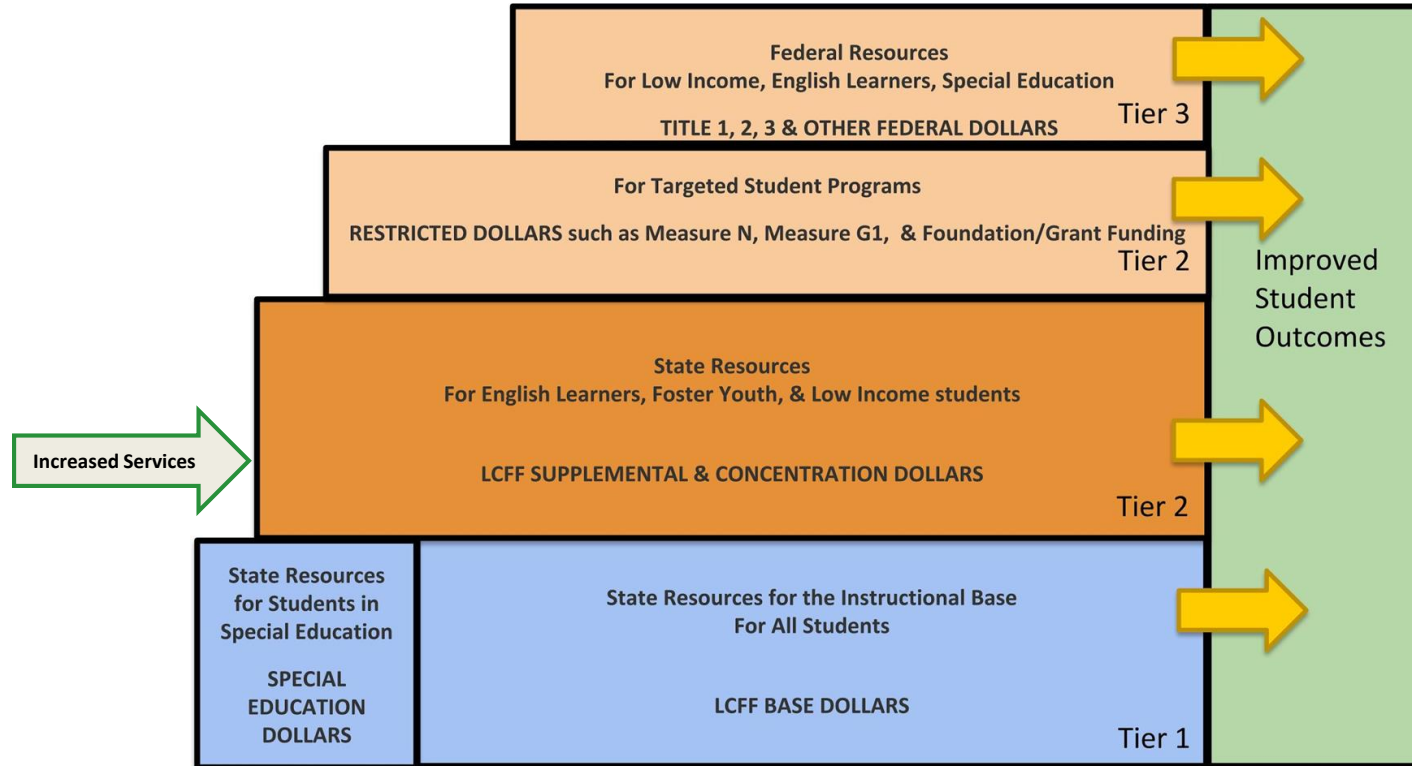
Receive and discuss update on 2022-23 Budget Development Process and key factors impacting the decision-making process

Overview of the Presentation

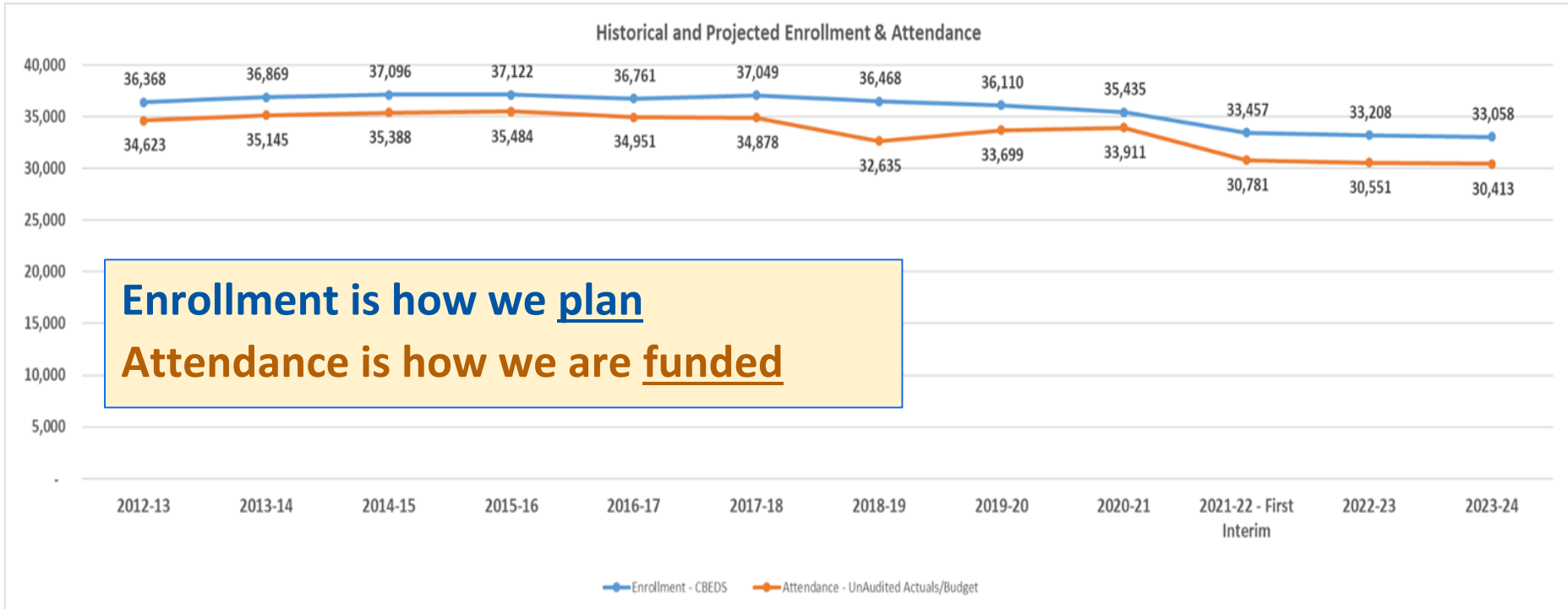
- Update on Budget Development Process
 - Supplemental and Concentration Funding/
Staffing Allocations
 - Staffing Data Analysis to Inform Sound
Recommendations and Decisions
- Preview of forthcoming Budget Adjustments and
Recommendations

Update: Revisiting School Staffing and Funding Allocations

Current School-Based Staffing & Funding Allocations



Attendance Levels Shape LCFF Funding Available



Local Control Funding Formula (Current Site Allocations)

Per-Student Grant	Description	Current Status Site Allocations 2021-22	Current Status Site Allocations 2022-23
LCFF Base Dollars	Every student across the State receives the same level of funding depending on the students' grade.	Base Formula (0000) Flat Rate: Site (0000/1106) \$2,595,285	Base Formula (0000) Flat Rate: Site (0000/1106) \$2,568,190
LCFF Supplemental Dollars	Every district receives a per-student grant equal to 20% of the base grant for every student in need (English Learner, Foster Youth, & Low Income).	Flat Rate: Site (0002) \$22,611,700 Centrally Managed (0005) \$9,317,382	Flat Rate: Site (0002) \$21,139,265 Centrally Managed (0005) \$TBD
LCFF Concentration Dollars	Every district with more than 55% enrollment of students in need will receive a per-student grant equal to 65% (as of 2021) of the base grant for every student in need above the 55% enrollment level (English Learner, Foster Youth, Low Income).	Site Allocation-Equity Formula (0003) \$2,582,100 Site-Based One-Pager Allocation (0004) \$28,551,800	Concentration FTE / \$ amount (0003) N/A Site-Based One-Pager Allocation (0004) \$TBD

Recap of changes needed

- Based on both Board and State guidance, we need to develop alternative staffing and funding formulas to replace those that rely on the current OUSD Equity Formula.
- With our current practices, we cannot guarantee that schools above 55% UPP (LCFF) increase staffing unless we change our approach to reach the change in legislation regarding Concentration Funds.

Recommendations: Concentration

- Align eligibility for Concentration-funded positions to State guidance (55%+ UPP);
- School sites above 55% UPP will receive an allocation in Full Time Employee (FTE) rather than a cash grant;
- Shifting to schools at 55% UPP and above receiving FTE results in 53 schools accessing the Concentration Grant (up from 47 in 21-22) and more schools receiving higher impact positions (e.g., Case Manager/Restorative Justice Facilitator or Community School Manager allocation instead of clerical positions)
- Shifting to an FTE allocation allows additional staffing to be allocated to serve high-need students.

Recommendations: Supplemental

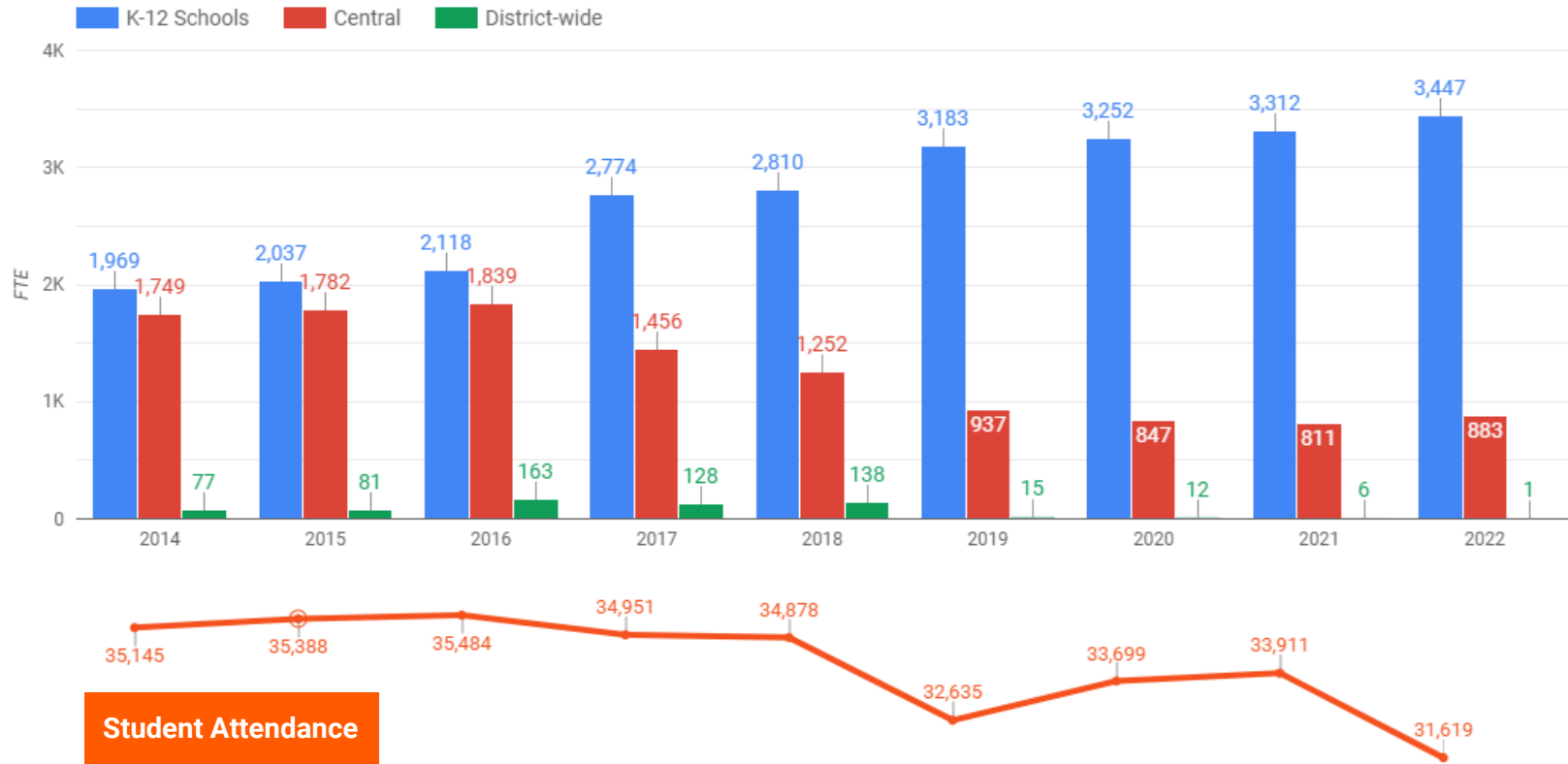
- Expand list of student support positions that schools can select in the “Other Clerical Staffing” allocation and fund these positions in Supplemental, since each school selects the supplemental position that best meets their site’s needs in alignment with District LCAP goals and metrics.

Continuing our Data Analysis to Inform Sound Recommendations and Decisions

Major Areas of Analysis - Staffing

- Earlier this year, we launched a [Consultant Spending Analysis](#) to add insight to decision-makers and transparency to the public.
- Understanding our staffing relative to internal benchmarks and peer districts is important as we make strategic budgetary decisions.
- Today, we share insights from a new [Historical Staffing Analysis](#) to add further insight and transparency.

OUSD Staffing History - General Fund FTE by Site Type



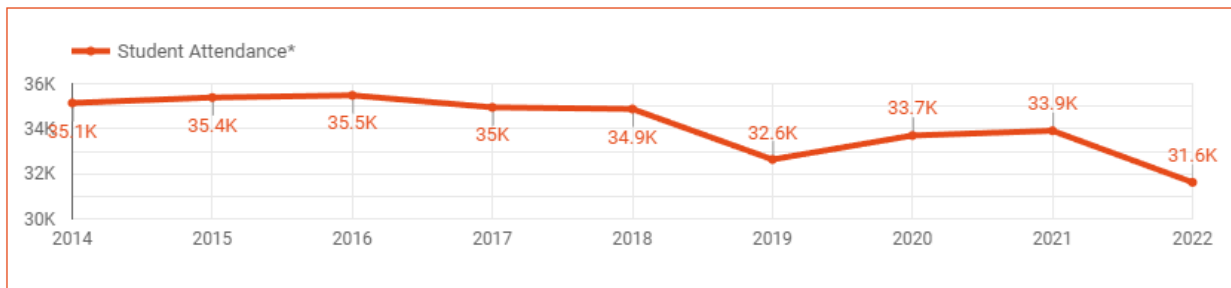
* "District-wide" is a budget site that primarily holds expenditures that provide service across the District or expenditures not managed by one specific school or department. Early Childhood and Adult Education positions excluded from this chart for clarity.

OUSD Staffing History - Staffing & Student Attendance



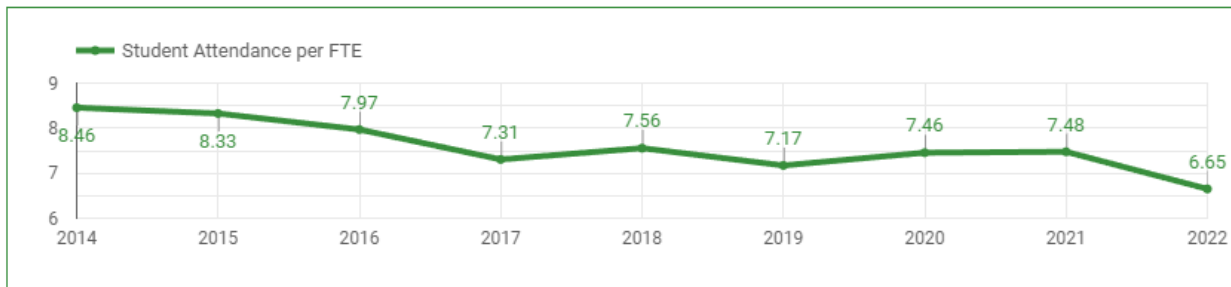
Full-time Equivalents (FTE)

A measure of the number of employees employed in a given year based on a full-time workload (e.g. 2 half-time employees equal 1.0 FTE).



Student Attendance

The number of students attending OUSD schools that generate revenue to fund operations of the District through the State's Local Control Funding Formula (LCFF)

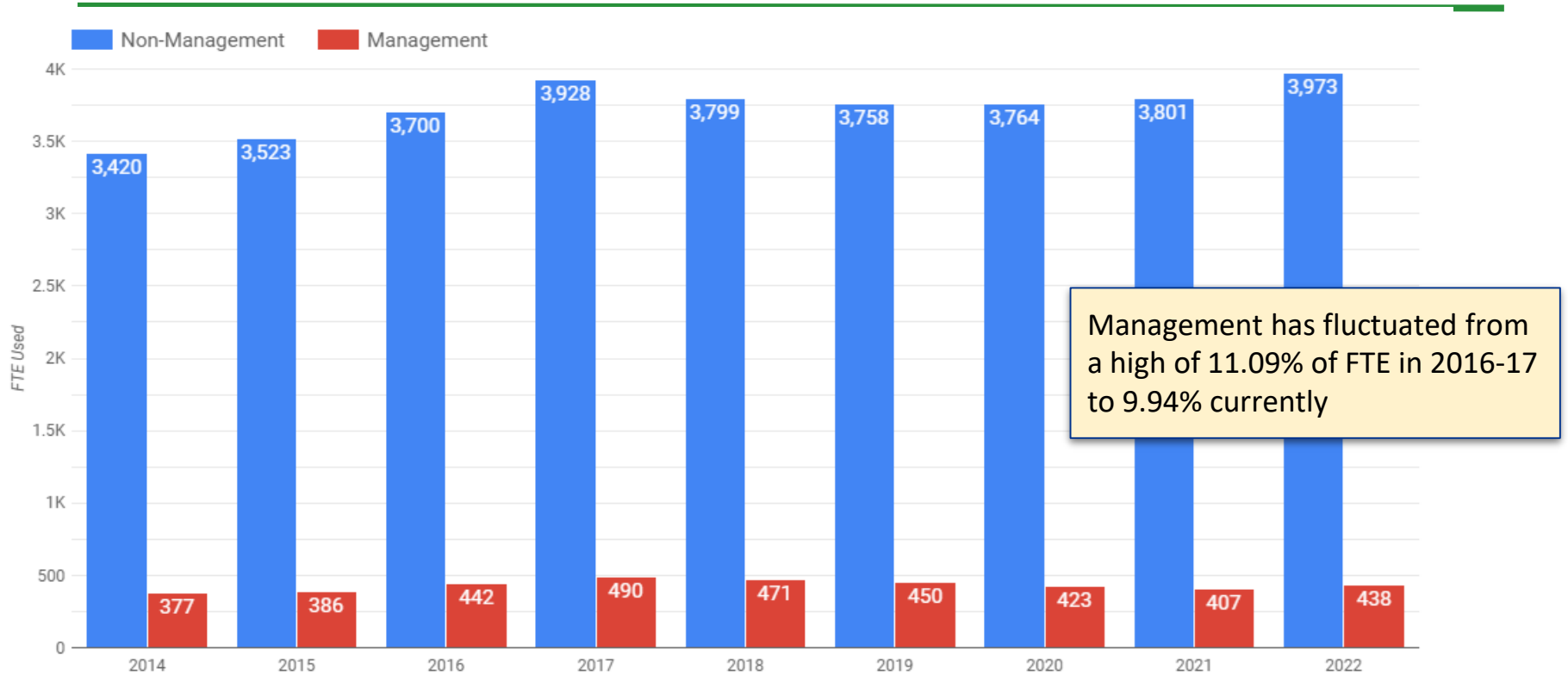


Student Attendance per FTE

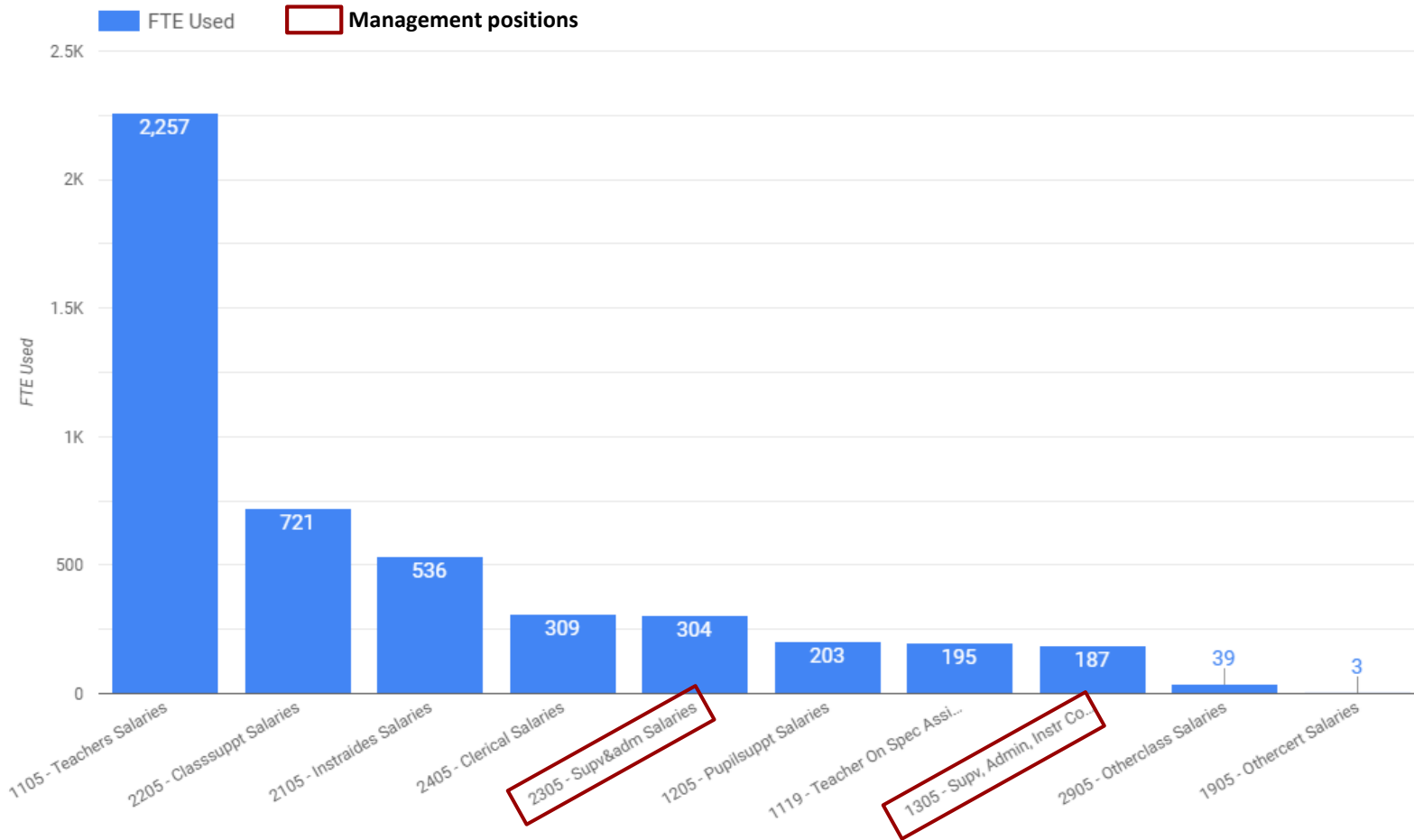
The number of students attending per employee FTE (e.g. 8.5 students per employee).

Over time, the amount of student attendance generating funding for staffing (and everything else) has declined.

OUSD Staffing History - FTE by Position Type

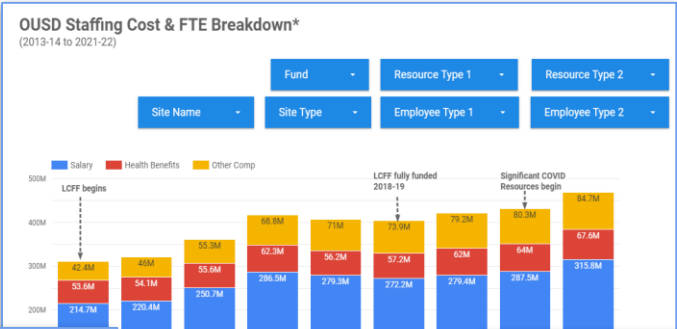


Current Staffing - FTE by Position Object

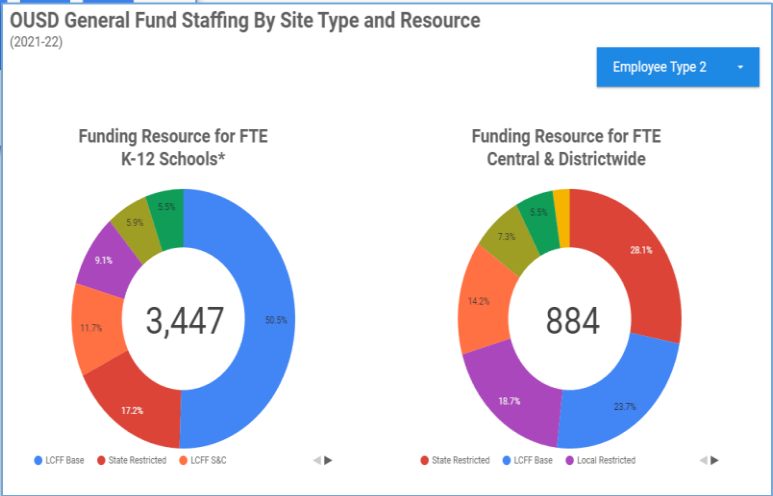
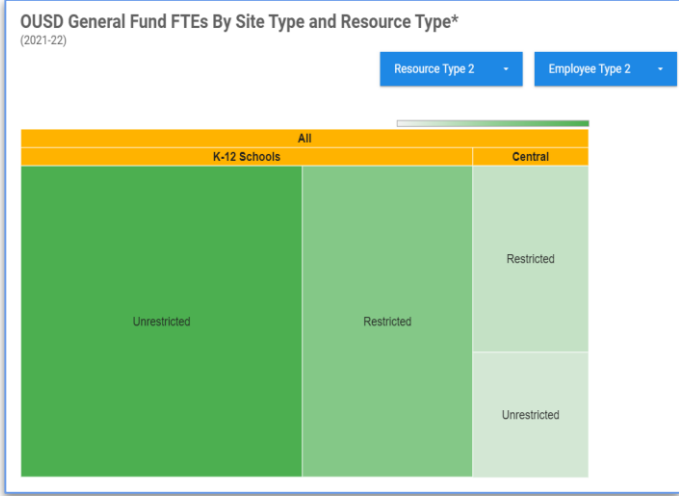


OUSD Staffing History Dashboard - Dig Deeper

9 years and 50,000+ rows of information presented in interactive charts to provide insight into many staffing questions.



Visit ousd.org/fiscaltransparency



Preview of Staff Recommendations, Current Decisions and Next Steps

Summary and Next Steps

- **Summary of presentation takeaways**
 - School site staffing has risen (even before COVID) even though enrollment/attendance has declined
 - Central office staff has been reduced over time
 - School Staff and Budget Allocations require modifications to meet changes in law and to facilitate budget adjustments
- **Staff Recommendation for Budget Adjustments coming in Jan 2022**
 - Will include reductions to central office
 - Will include heavy reliance on reductions to spending at school sites

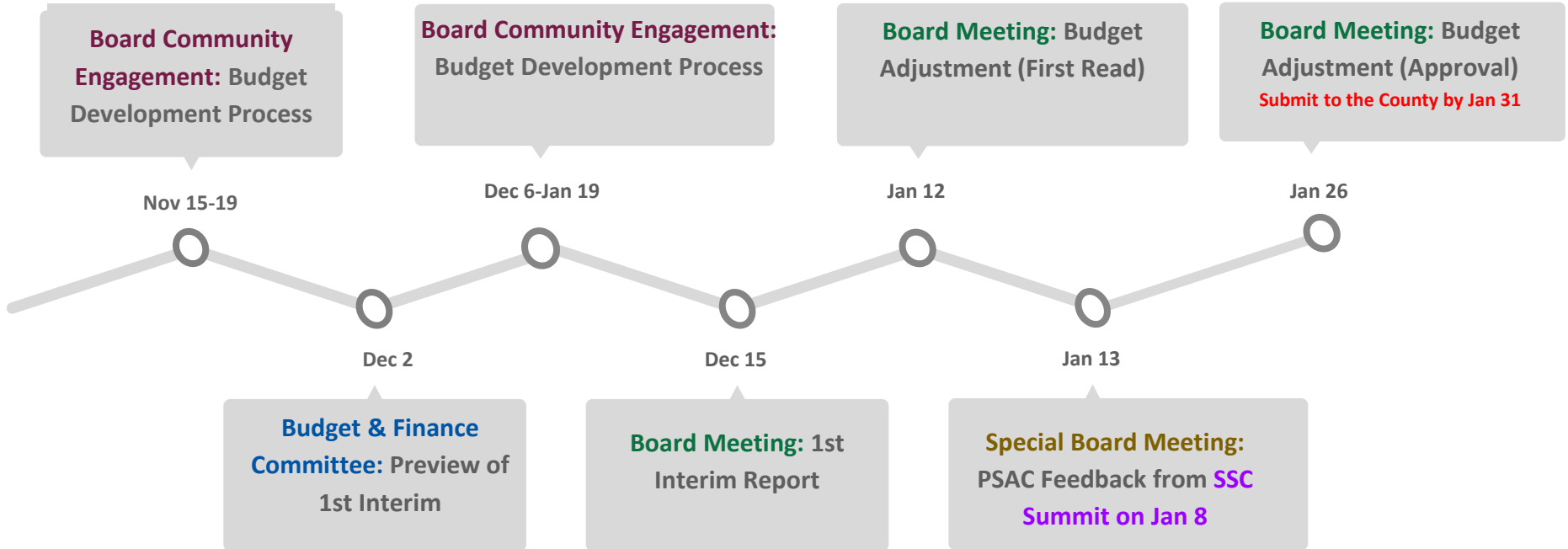
Budget Adjustments Planned to date

Description	Totals
Deferred Maintenance Reduction	\$2.0 M
Vacancy Eliminations	\$1.5 M
Per Pupil Supplemental Reductions	\$1.7 M
Total Adjustments Approved To Date	\$5.2 M

Resolution No. 2021-0128D - Budget Reductions In Lieu of Cohort 3 School Consolidations

These items have been included in the First Interim Multi-Year Projection

Timeline



Questions/Comments





Quality Schools in Every Neighborhood!



**OAKLAND UNIFIED
SCHOOL DISTRICT**

Community Schools, Thriving Students

1000 Broadway, Suite 300, Oakland, CA 94607

www.ousd.org



@OUSDnews