



To: OUSD Board of Education
From: Measure N Commission
Subject: **Measure N Annual Report**
Date: May 14, 2019

Dear OUSD Board President Aimee Eng and Vice-President Jody London and Board Directors Jumoke Hinton Hodge, James Harris, Roseann Torres, Shanthi Gonzales, and Gary Yee:

The Measure N Commission is pleased to release the attached Annual Report. The Commission has looked forward to this opportunity to share the exciting, transformative work that is helping to strengthen the college and career readiness of our Oakland students.

Measure N Purpose

In 2015, the Oakland College & Career Readiness For All Fund was established to pay for the implementation of a comprehensive approach to high school education in Oakland. This approach integrates challenging academics with career-based learning and real-world work experiences. It also creates small learning communities of career-oriented pathways, and offers intensive, individualized support to create the conditions for all students to succeed after graduation.

Measure N Goals

- Decrease the high school dropout rate
- Increase the high school graduation rate
- Increase high school students' readiness to succeed in college and career
- Increase middle school students' successful transition to high school
- Reduce disparities in student achievement and student access to career pathways based on race, ethnicity, gender, socio-economic status, English Learner-status, special needs-status, and residency

The Annual Report provides an overview of how Measure N dollars were used to begin achieving these goals. Data is included to illustrate the type and number of career pathways that have been established across Oakland schools.

The dedication of the OUSD community—teachers, students, parents and administrators—ensures that linked learning, supported by Measure N taxpayer funding, continues to positively support Oakland students as they prepare and transition towards success in college and their careers.

The Commission welcomes input and questions from the community. Please feel welcome to join us at our meetings or communicate with the Commission via email at: measurencommission@ousd.org.

Sincerely,

David Kakishiba,
Chair
Measure N Commission

MEASURE N ANNUAL REPORT



OAKLAND UNIFIED SCHOOL DISTRICT
Community Schools, Thriving Students

THE OAKLAND COLLEGE & CAREER READINESS FOR ALL FUND (MEASURE N)

is established to pay for the implementation of a comprehensive approach to high school education in Oakland that integrates challenging academics with work-based learning and real-world work experiences. This comprehensive approach creates small learning communities of career-oriented pathways, and offers intensive, individualized support to create the conditions for all students to graduate high school prepared to succeed in college and career.

MEASURE N COMMISSION

The Oakland Unified School District Board of Education has established a College & Career Readiness (Measure N) Commission composed of five persons who advise, recommend, and oversee OUSD compliance with the requirements and intent of this Measure. The Measure N Commission has voted to engage in a Participatory Action Research project to learn about Measure N's impact.

AUDITED FINANCIAL STATEMENTS

2015-16

Revenue collected:
\$11,339,346

School allocations:
\$2,716,914.37

Contingency Fund balance:
\$7,236,504.80

2016-17

Revenue collected:
\$11,791,177.47

School allocations:
\$10,081,400.00

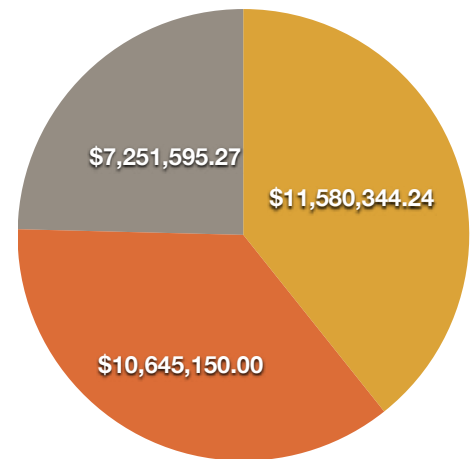
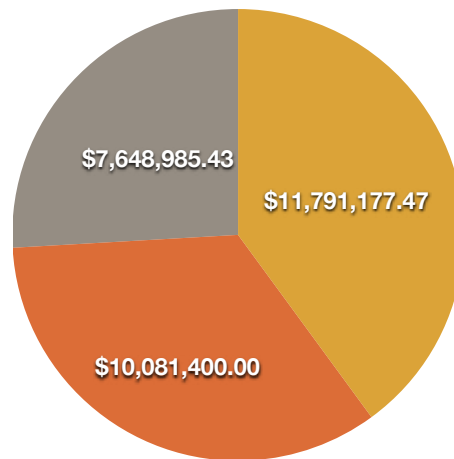
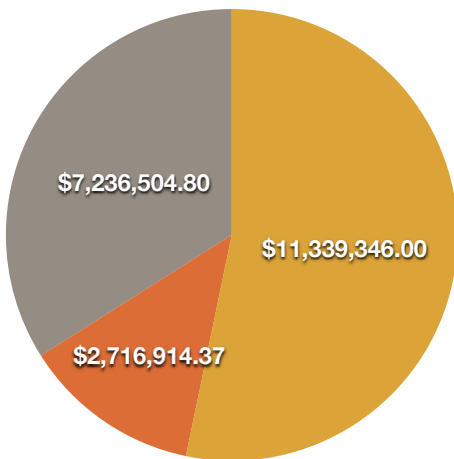
Contingency Fund balance:
\$7,648,985.43

2017-18

Revenue collected:
\$11,580,344.24

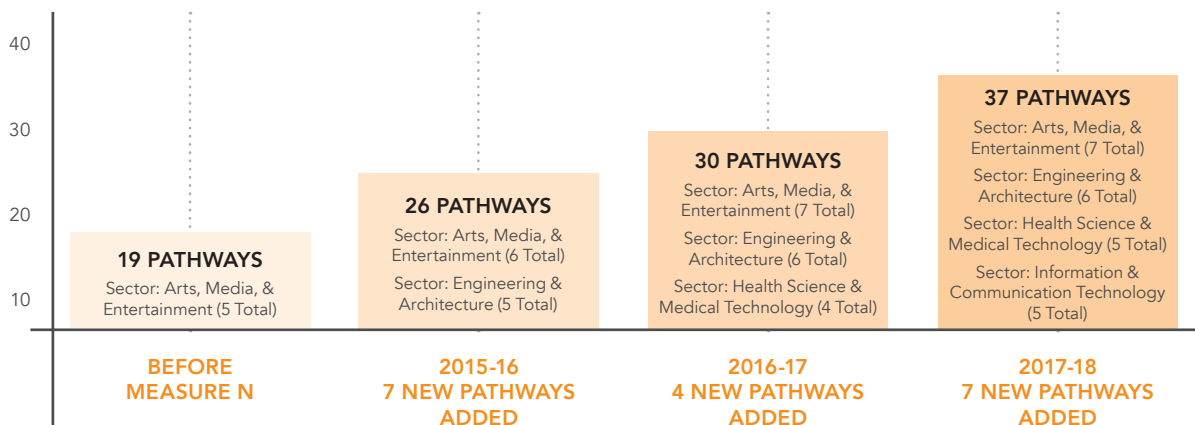
School allocations:
\$10,645,150.00

Contingency Fund balance:
\$7,251,595.27



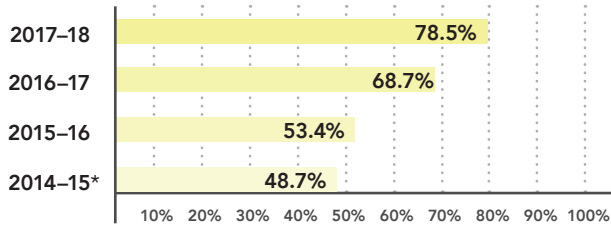
* Measure N has a healthy Contingency Fund balance that will last the life of the measure and allow schools the opportunity to continue to receive an allocation of \$850 per pupil.

MEASURE N FUNDED ACTIVITIES — Creation of New & Expanded Career Pathways

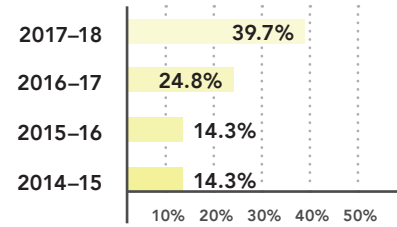


MEASURE N FUNDED ACTIVITIES — Creation of New & Expanded Career Pathways

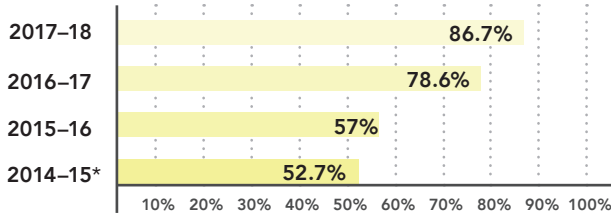
Increase in Percentage of High School Students in Linked Learning Pathways Since the Inception of Measure N – OUSD



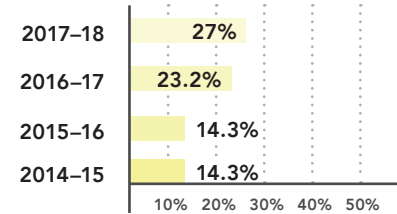
Increase in percentage of high school students in Linked Learning Pathways Since Inception of Measure N – Charter Schools Average[∞]



Increase in 10th Graders in Linked Learning Pathways Since the Inception of Measure N – OUSD

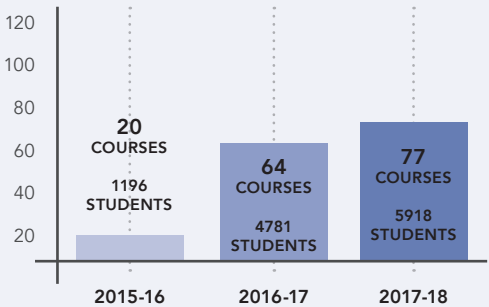


Increase in 10th Graders in Linked Learning Pathways Since the Inception of Measure N – Charter Schools Average[∞]



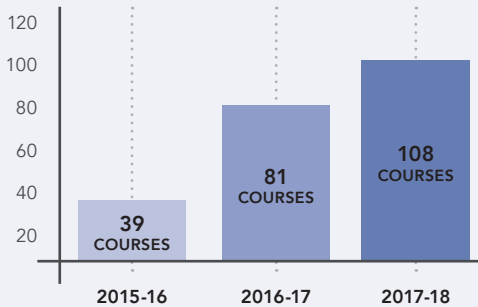
Expansion of Career-Technical Education Classes

Increase in number of courses and number of students taking the courses[∞]



Expansion of Dual-Enrollment Classes

Current Status: Increasing number of dual-enrollment courses[∞]



Work-Based Learning Opportunities Current Status: OUSD

2014-15: No centrally held data
 2015-16: No centrally held data
 2016-17: (including summer 2017)
 765 Internships
 2017-18: (including summer 2018)
 855 Internships
 2,431 Career Exploration Visits

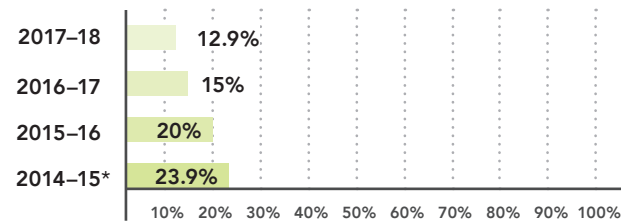
Work-Based Learning Opportunities Current Status: Charter Schools Total[†]

2014-15: 5 activities
 2015-16: 9 activities
 2016-17: 30 activities
 2017-18: (including summer 2018) 42 activities

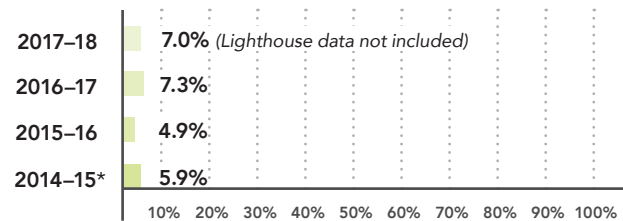
PROGRESS TO MEASURE N GOALS

MEASURE N GOAL 1: Decrease the high school dropout rate.

Current Status: Dropout rate has decreased – OUSD



Current Status: Charter School Average[†]

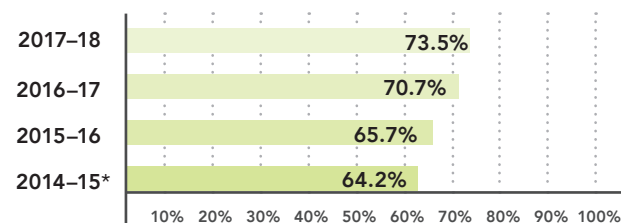


Reducing disparities within dropout rates

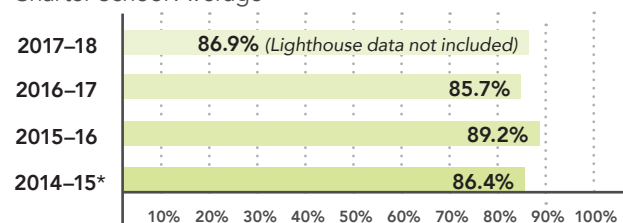
- 2017-18 dropout rate for African American students was 9.3% compared to 12.9% for the district
- Since 2014-15, the dropout rate for Latinx students has decreased by 8 points from 27.3% (2014-15) to 19.3% (2017-18)

MEASURE N GOAL 2: Increase the high school graduation rate.

Current Status: Graduation rates have increased – OUSD



Current Status: Graduation rates have remained steady – Charter School Average[†]



Reducing disparities within graduation rates

- 2017-18 graduation rate for Pacific Islander students was 81.8% compared to 73.5% for the district
- Since 2014-15, the graduation rate for Latinx students has increased 9 points from 56.6% (2014-15) to 65.6% (2017-18)