

# MEASURE N ANNUAL REPORT



**OAKLAND UNIFIED SCHOOL DISTRICT**  
Community Schools, Thriving Students

**THE OAKLAND COLLEGE & CAREER READINESS FOR ALL FUND (MEASURE N)** is established to pay for the implementation of a comprehensive approach to high school education in Oakland that integrates challenging academics with work-based learning and real-world work experiences. This comprehensive approach creates small learning communities of career-oriented pathways, and offers intensive, individualized support to create the conditions for all students to graduate high school prepared to succeed in college and career.

## MEASURE N COMMISSION

The Oakland Unified School District Board of Education has established a College & Career Readiness (Measure N) Commission composed of five persons who advise, recommend, and oversee OUSD compliance with the requirements and intent of this Measure.

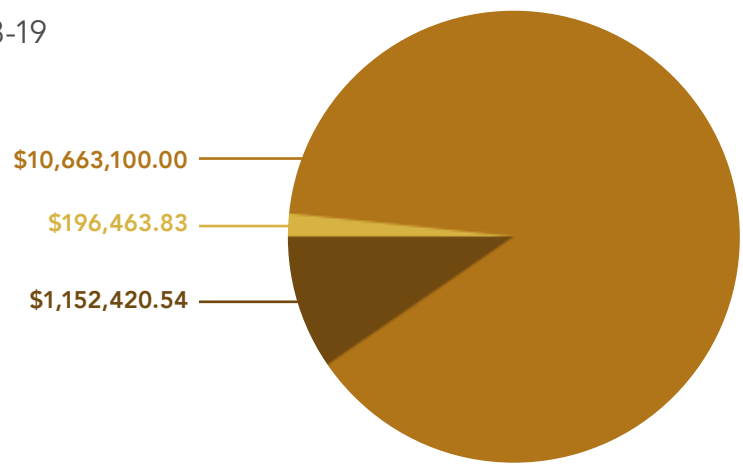
The Measure N Commission has voted to engage in a Participatory Action Research project to learn about Measure N's impact.

## AUDITED FINANCIAL STATEMENTS | 2018-19

**Measure N Revenue collected:**  
**\$11,720,669.26**

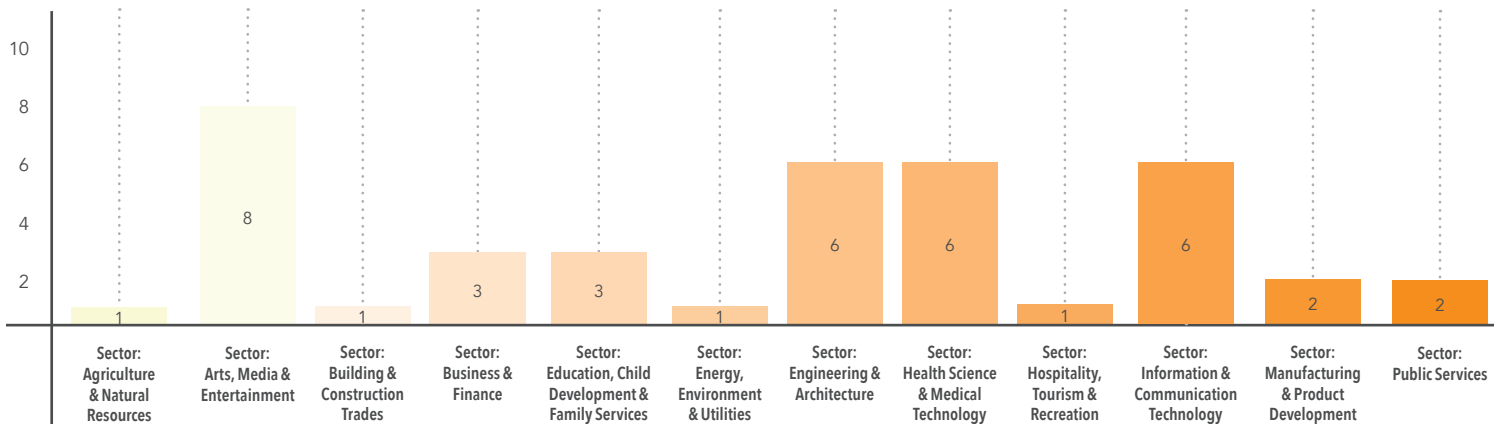
- County collection fee: \$196,463.83
- Total school allocations: \$10,663,100.00
- Administrative ten percent allocation: \$1,152,420.54

**Contingency fund balance:**  
**\$6,960,280.16**



## MEASURE N FUNDED ACTIVITIES | Creation of New & Expanded Career Pathways

3 NEW PATHWAYS ADDED; TOTAL OF 40 PATHWAYS



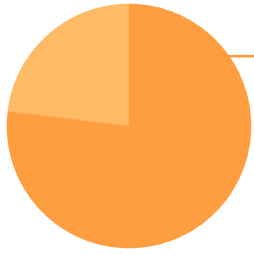
## THANK YOU OAKLAND VOTERS!

Stay informed and join the conversation by attending the Measure N Commission meetings.

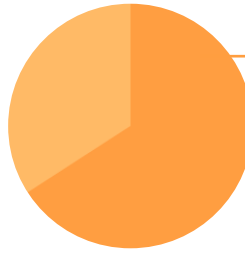
WHEN: First and third Tuesdays, 5-7pm

WHERE: MetWest High School

■ **PERCENTAGE OF ALL HIGH SCHOOL STUDENTS IN LINKED LEARNING PATHWAYS**



**District Schools: 76.9%**  
2.1 percentage points increase since 2017-18



**Charter Schools Average: 65.9%**  
26.2 percentage points increase since 2017-18

■ **EXPANSION OF CAREER-TECHNICAL EDUCATION CLASSES**

- **District Schools**  
CTE courses taken within the same industry
  - 536 students completed Level 1, 2, and 3 courses
  - 761 students completed Level 2 and 3 courses
  - 1,016 students completed Level 3 courses
- **Charter Schools Total**  
41 CTE courses offered  
1,268 students took CTE courses

■ **EXPANSION OF DUAL-ENROLLMENT CLASSES**

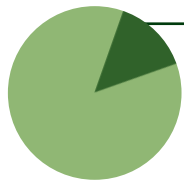
- **District Schools**  
87 courses
- **Charter Schools Total**  
20 courses

■ **WORK-BASED LEARNING OPPORTUNITIES**

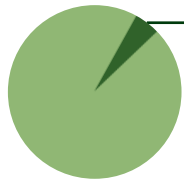
- **District Schools**  
8,399 Career Awareness Activities  
3,400 Career Exploration Activities  
1,049 Career Preparation (Internships) Activities  
2,555 Other Career Readiness Activities
- **Charter Schools Total**  
55 Activities (Lighthouse and OSA data not included)

■ **PROGRESS TO MEASURE N GOALS**

**MEASURE N GOAL 1: DECREASE THE HIGH SCHOOL DROPOUT RATE**




**OUSD: 14.2%**  
Reducing disparities within dropout rates  
*Drop out rates for African American students has decreased from 9.3% in 2017-18 to 7.8% in 2018-19*

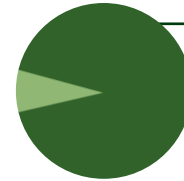


**Charter School Average: 4.8%**  
(EBIA data not included)

**MEASURE N GOAL 2: INCREASE THE HIGH SCHOOL GRADUATION RATE**

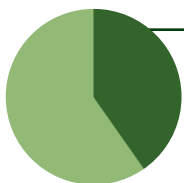


**OUSD: 72.3%**

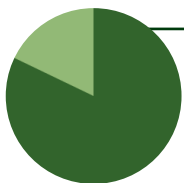


**Charter School Average: 92.2%**  
(EBIA data not included)

**MEASURE N GOAL 3: INCREASE HIGH SCHOOL STUDENTS' READINESS TO SUCCEED IN COLLEGE AND CAREER**

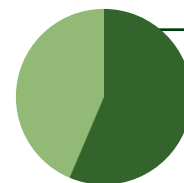


**OUSD: 40.3% of high school graduates met A-G requirements**  
Reducing disparities within dropout rates  
*Latinx students who graduated and met A-G requirements increased from 29.8% in 2017-18 to 33% in 2018-19*

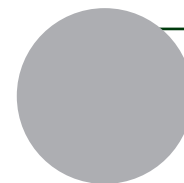


**Charter School Average: 82.1% of high school graduates met A-G requirements**

**MEASURE N GOAL 4: INCREASE MIDDLE SCHOOL STUDENTS' SUCCESSFUL TRANSITION TO HIGH SCHOOL**



**OUSD: 56.4% of 9th graders are on track to graduate**



**Charter School Average: not included**