

Enrollment Overview

*OUSD Office of Charter Schools
February 23, 2023*



**OAKLAND UNIFIED
SCHOOL DISTRICT**

Community Schools, Thriving Students

Goals For Today

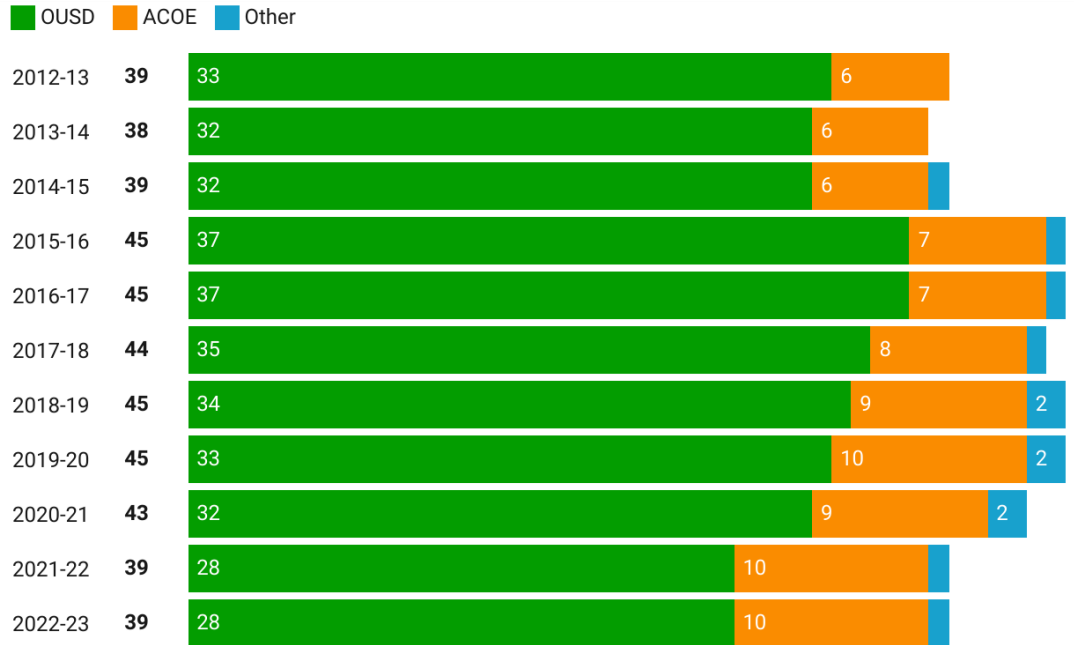
- Provide overview of 2022-23 charter enrollment data
- Review 2021-22 subgroup data for OUSD authorized charter schools

Notes on the Data

- *Enrollment numbers from 2021-22 and prior are CDE certified Census Day enrollment. Enrollment numbers for 2022-23 are sourced from the Census Day enrollment spreadsheets that charters submitted to OUSD and are **not** yet certified.*
- *Any slide which references “Oakland Charters” includes information from **all** charter schools located in Oakland (including other authorizers). “OUSD Charters” includes **only** charter schools authorized by OUSD.*

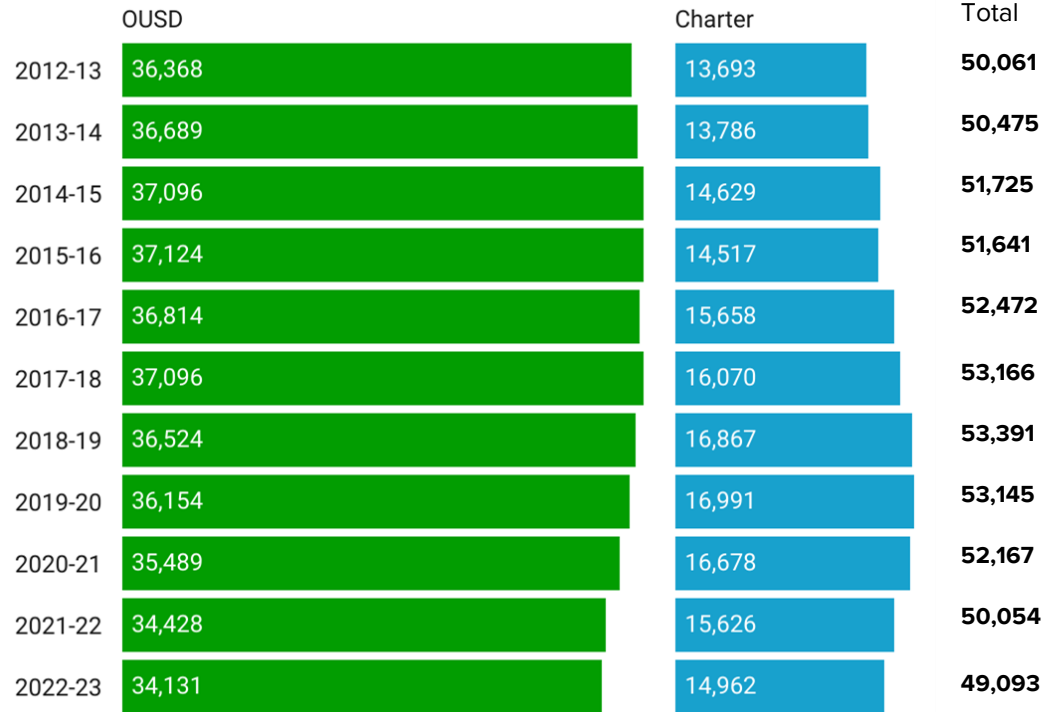
Charter Schools in Oakland, by Authorizer

In 2022-23, there are 39 total charter schools in Oakland. The 28 authorized by OUSD is the lowest number in the past 10 years (although the number authorized by ACOE has slowly increased).



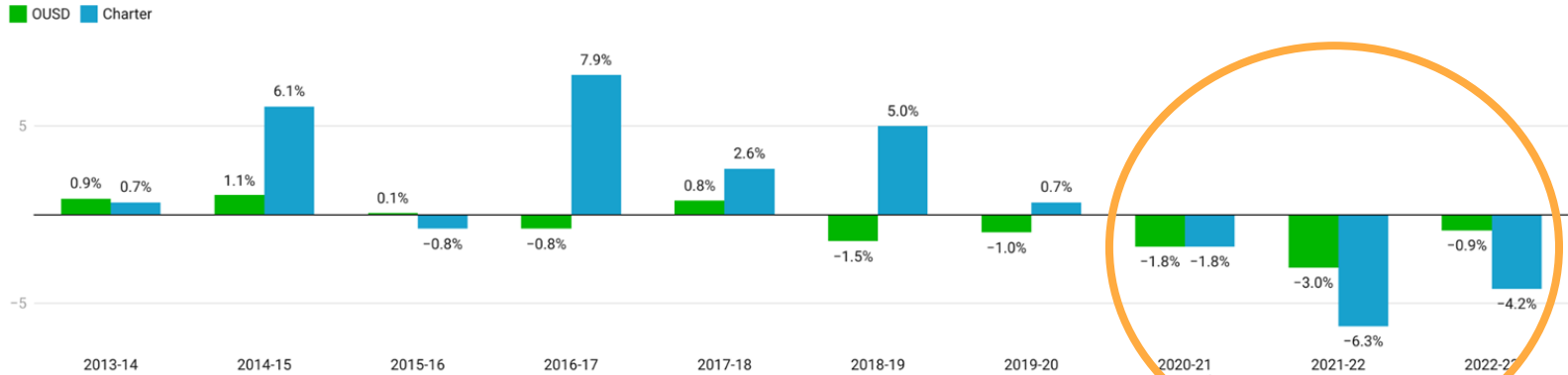
Total Enrollment Over Time, District and Charter

According to data submitted on Census Day 2022, total Oakland charter enrollment continued to decline for the fourth consecutive year, decreasing by approximately 650 students from the previous year.



Enrollment Percent Change Over Time

While charter school enrollment was growing year to year for the majority of the decade, Oakland charter schools have seen declines each year since the onset of the pandemic and have been decreasing at a greater rate than OUSD.



Although some of the decline in 2020-21 and 2021-22 could be attributed to fewer charter schools in Oakland, the number of charter schools remained constant between 2021-22 and 2022-23.

Oakland Charter School Enrollment

Of the 39 charter schools in Oakland, **31 saw decreases in enrollment this year**. Of the 8 that increased, 6 schools (below) increased by more than 10 students total. Of the 31 which decreased, 6 decreased by more than 10% total.

| School | 22-23 Total | Change | % Change |
|-----------------------|-------------|--------|----------|
| Latitude 37.8 (SBE)* | 281 | +54 | +23.8% |
| Yu Ming (ACOE)* | 767 | +95 | +14.1% |
| Lodestar (OUSD)* | 717 | +48 | +7.2% |
| Francophone (OUSD) | 339 | +18 | +5.6% |
| Lighthouse K-8 (OUSD) | 545 | +14 | +2.6% |
| Achieve (OUSD) | 558 | +10 | +1.8% |

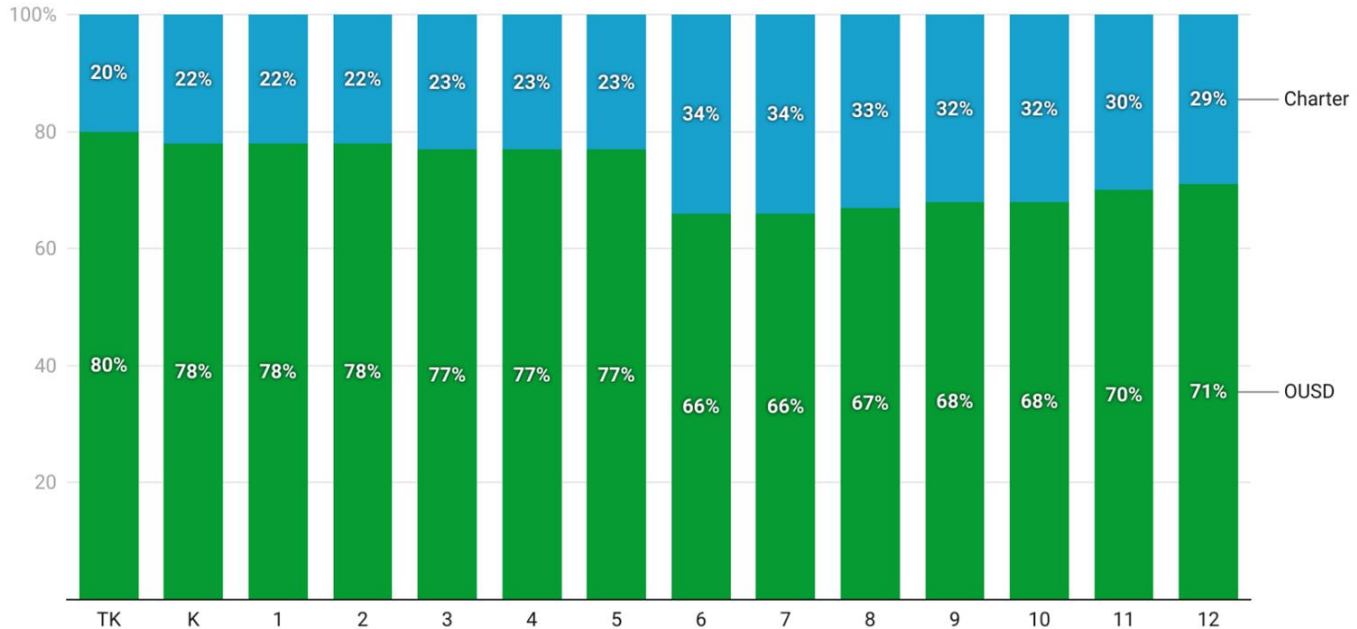
*In the process of expanding enrollment per charter petition and/or adding a grade.

| School | 22-23 Total | Change | % Change |
|-----------------------------------|-------------|--------|----------|
| Aspire College Academy (OUSD) | 201 | -32 | -13.7% |
| Oakland Military Institute (OUSD) | 456 | -88 | -16.2% |
| NOCCS (OUSD) | 120 | -25 | -17.2% |
| LPS Oakland R&D (OUSD) | 348 | -88 | -20.2% |
| Aspire Golden State (OUSD) | 433 | -128 | -22.8% |
| Envision (ACOE)** | 270 | -141 | -34.3% |

**Envision was temporarily serving grade 4 in the 2021-22 school year only and grade 5 in the 2021-22 and 2022-23 school years only, after absorbing students from the now closed Vincent Academy.

2022-23 Enrollment Percentage by Grade (Oakland Residents Only)

As in previous years, there is a large increase in the proportion of Oakland students attending charter schools beginning in 6th grade.

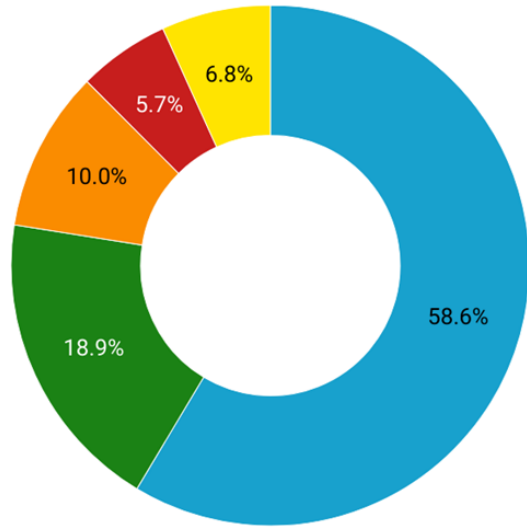




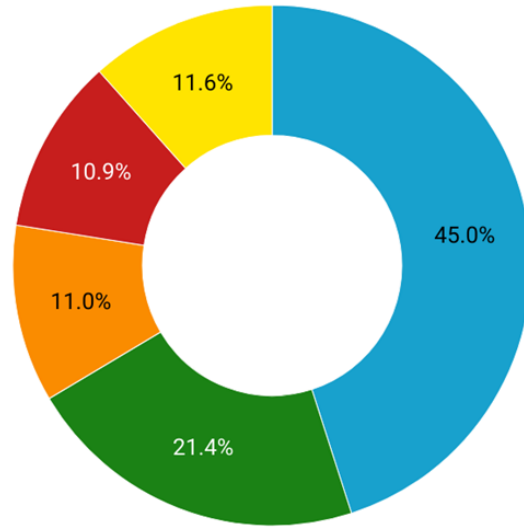
2021-22 Subgroup Data

For OUSD authorized charter schools only

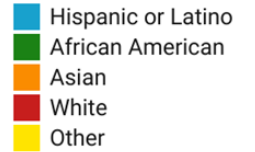
2021-22 OUSD Student Demographics



Charter

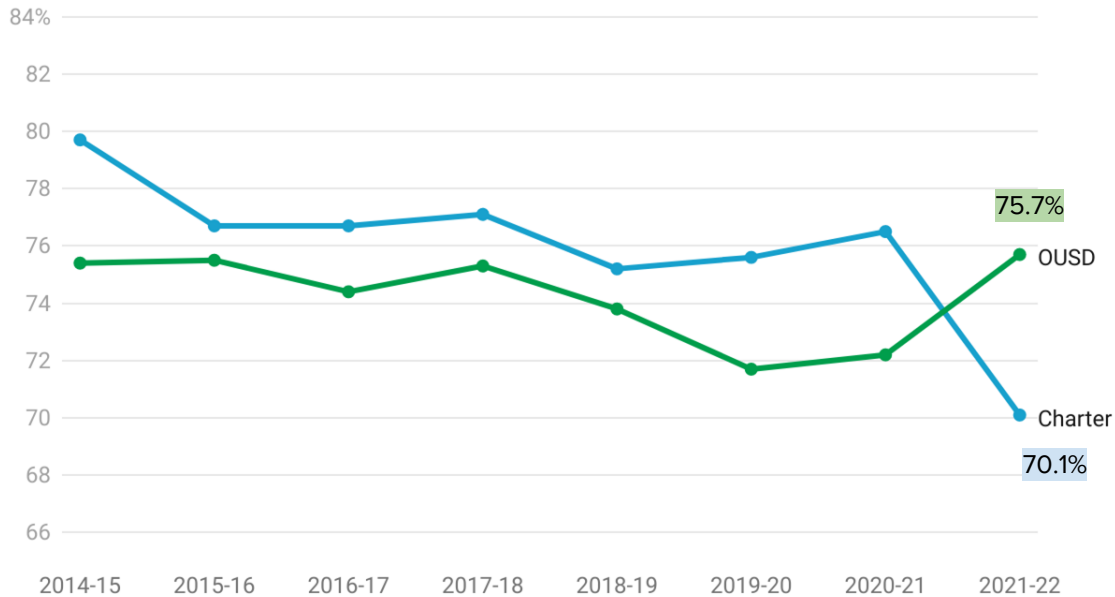


OUSD



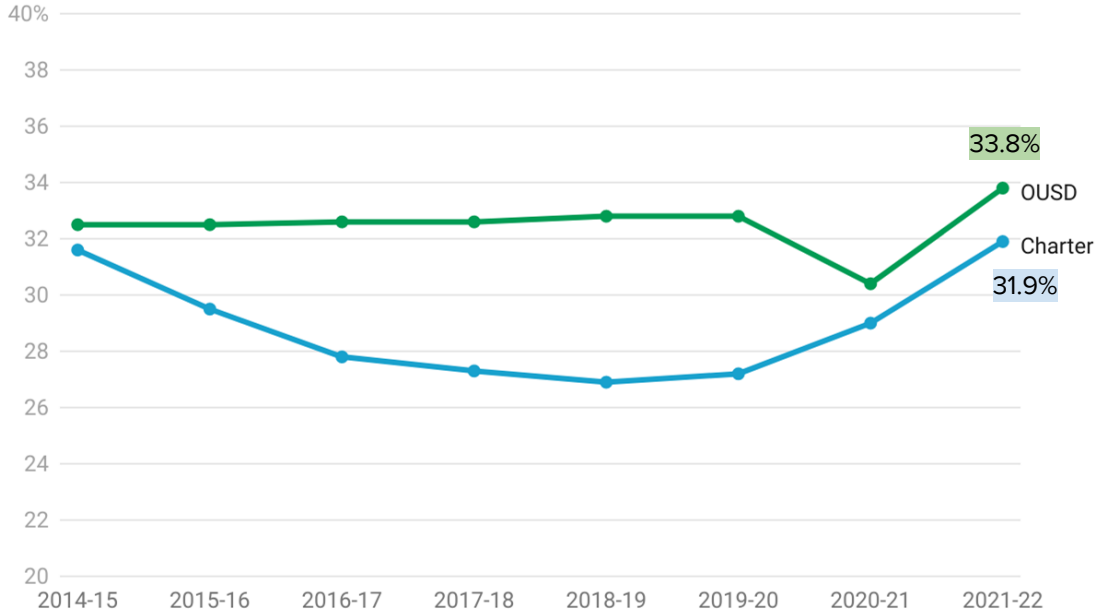
2021-22 Subgroup Percentage: SED

Over the past 7 years, charter schools have had a larger enrollment percentage of socioeconomically disadvantaged students; however, this trend changed in 2022-23.



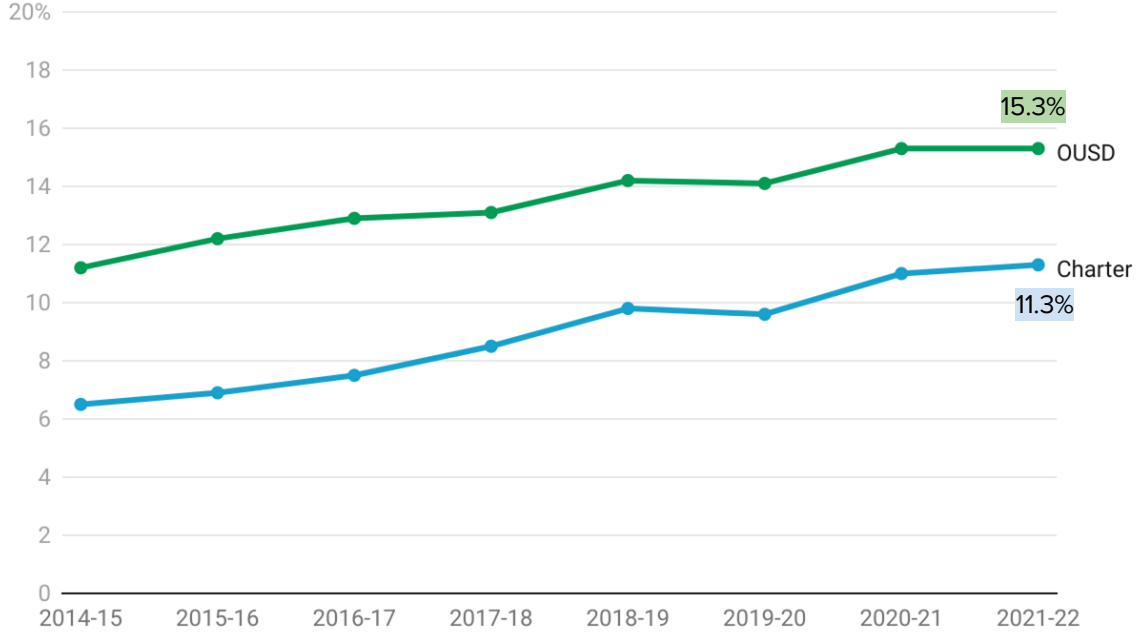
2021-22 Subgroup Percentage: ELL

Last year, the gap between OUSD and charter school's English Language Learner enrollment percentage was at its smallest since 2014-15 (1.9%).



2021-22 Subgroup Percentage: SWD

Last year, the gap between OUSD and charter school's students with disabilities enrollment percentage was at its smallest since 2014-15 (4%).





Appendix

Appendix A: Individual Charter School Enrollment Figures 2022-23

| School | 22-23 Total | Change | % Change |
|------------------------------------|-------------|--------|----------|
| Latitude 37.8 (SBE) | 281 | +54 | +23.8% |
| Yu Ming (ACOE) | 767 | +95 | +14.1% |
| Lodestar (OUSD) | 717 | +48 | +7.2% |
| Francophone (OUSD) | 339 | +18 | +5.6% |
| Lighthouse K-8 (OUSD) | 545 | +14 | +2.6% |
| Achieve (OUSD) | 558 | +10 | +1.8% |
| BayTech (OUSD) | 343 | +4 | +1.2% |
| ARISE (OUSD) | 406 | +2 | +0.5% |
| ASCEND (OUSD) | 491 | -5 | -1.0% |
| Lighthouse 9-12 (OUSD) | 309 | -4 | -1.3% |
| Lazear (ACOE) | 463 | -6 | -1.3% |
| Oakland School for the Arts (OUSD) | 780 | -11 | -1.4% |
| AIMS K-8 (OUSD) | 634 | -9 | -1.4% |

| School | 22-23 Total | Change | % Change |
|---------------------------------|-------------|--------|----------|
| Oakland Unity Middle (ACOE) | 106 | -2 | -1.9% |
| Alternatives in Action (ACOE) | 146 | -4 | -2.7% |
| AIMS High School (OUSD) | 433 | -13 | -2.9% |
| Learning Without Limits (OUSD) | 366 | -12 | -3.2% |
| AIMS Middle (OUSD) | 226 | -9 | -3.8% |
| Aspire Monarch (OUSD) | 392 | -16 | -3.9% |
| Aspire Berkley Maynard (OUSD) | 523 | -23 | -4.2% |
| Downtown Charter Academy (OUSD) | 259 | -12 | -4.4% |
| CSCE (ACOE) | 193 | -9 | -4.5% |
| EBIA (OUSD) | 535 | -28 | -5.0% |
| KIPP Bridge (OUSD) | 510 | -27 | -5.0% |
| Aspire Triumph Tech (OUSD) | 243 | -13 | -5.1% |
| Urban Montessori (ACOE) | 328 | -21 | -6.0% |

Appendix A (Cont) : Individual Charter School Enrollment Figures 2022-23

| School | 22-23 Total | Change | % Change |
|-----------------------------------|-------------|--------|----------|
| Cox Academy (ACOE) | 483 | -33 | -6.4% |
| Aspire Lionel Wilson (OUSD) | 451 | -32 | -6.6% |
| Oakland Unity High (OUSD) | 349 | -27 | -7.2% |
| Oakland Charter High (OUSD) | 418 | -35 | -7.7% |
| Oakland Charter Academy (OUSD) | 224 | -22 | -8.9% |
| Opportunity Academy (ACOE) | 168 | -18 | -9.7% |
| Aurum Prep (ACOE) | 148 | -16 | -9.8% |
| Aspire College Academy (OUSD) | 201 | -32 | -13.7% |
| Oakland Military Institute (OUSD) | 456 | -88 | -16.2% |
| NOCCS (OUSD) | 120 | -25 | -17.2% |
| LPS Oakland R&D (OUSD) | 348 | -88 | -20.2% |
| Aspire Golden State (OUSD) | 433 | -128 | -22.8% |
| Envision (ACOE) | 270 | -141 | -34.3% |