



OAKLAND UNIFIED  
SCHOOL DISTRICT

expect **Success**

*School Portfolio Management*

**Celebration of Success:  
GRASS VALLEY ELEMENTARY**

*November 28, 2007*



## **Background on school**

---



### **Demographics:**

**Grass Valley student population has increased from  
197 students in 2006-2007  
251 students in 2007-2008**

**We serve students who live in many Oakland neighborhoods**

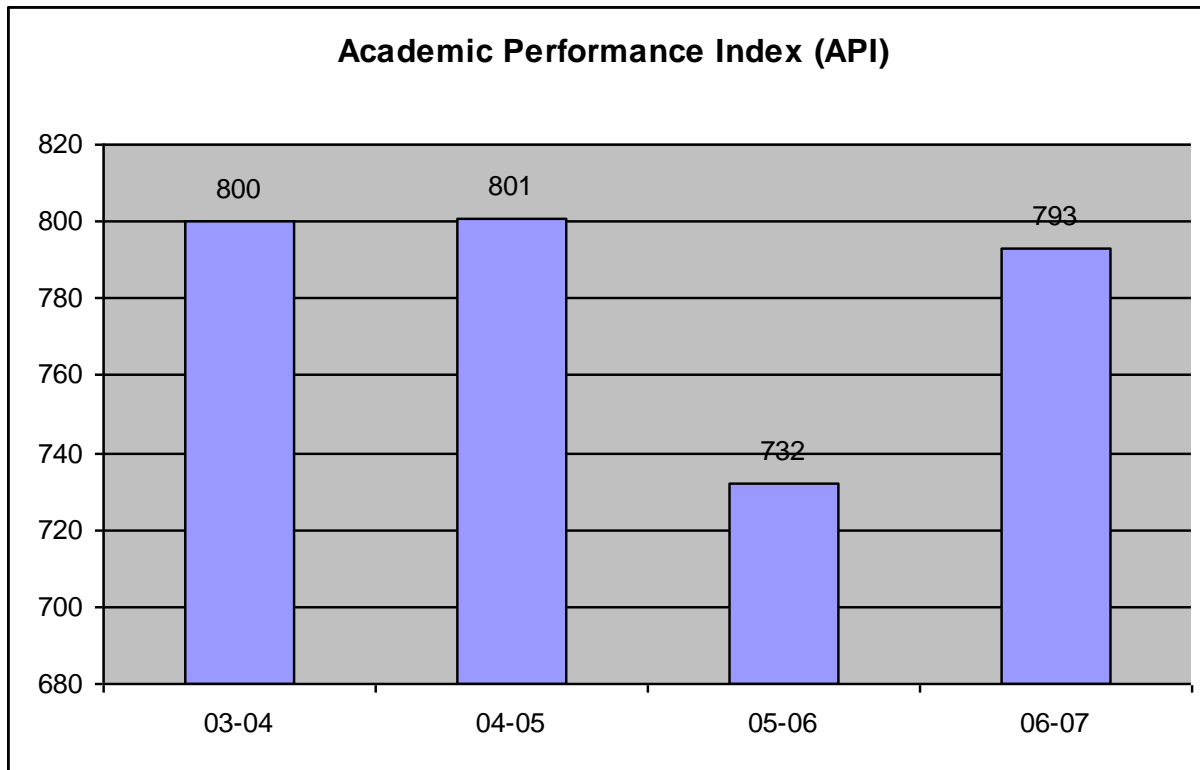
**Approximately 97% of our students are African American  
45% of our students qualify Title I Program**



# Academic Performance

---

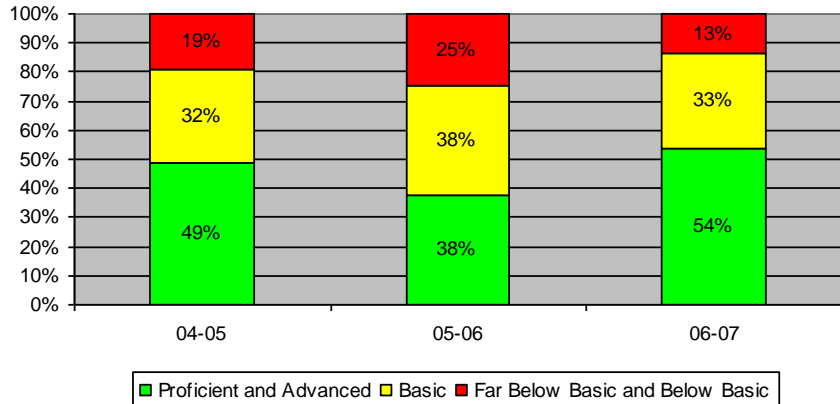
- Grass Valley has had a consistently high API over the past four years
- Following a dip in performance during 2005-2006, the school increased its API by 61 points last year



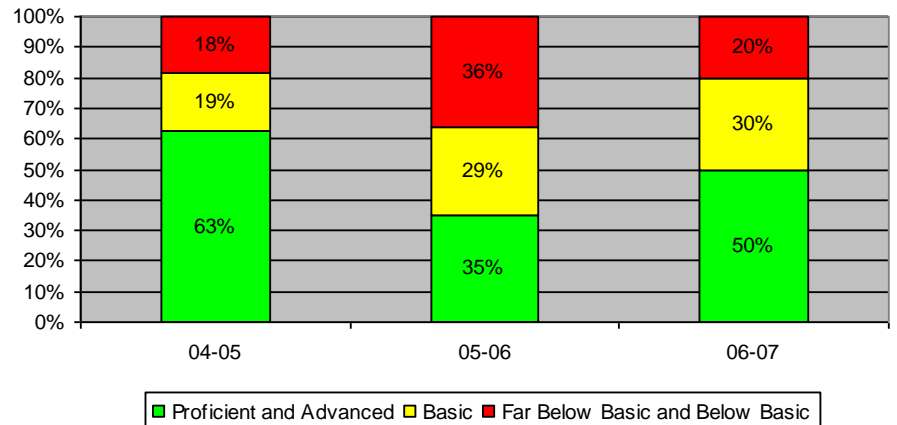
# Academic Performance

- During the 2006-2007 school year, 54% of students scored Proficient / Advanced in ELA
- During the 2006-2007 school year, 50% of students scored Proficient / Advanced in Math

CST: ELA Performance



CST: Math Performance



# Reasons for Success

---

**Our 2007-2008 API goal is 810**

**How will we reach our goal?**

Differentiated Instruction

Intervention Programs

Success/Maker Software

Academic Mentors

Teacher Collaboration

21<sup>st</sup> Century - After School Program



# Professional Development

---

**Differentiated Instruction Conference**

**Teacher Collaboration**

**Writing Program**

**Mathematics**

**Mountain Math**





# Achievements

---

**Parent Involvement**

**Necessary Supplies and Equipment**

**Clean School Environment**

**Support from Administrator**

**Intervention**

**Tutoring**



# Parental Involvement

---

**PTA**

**Parent Volunteers**

**Dad's Club**

**Parent Workshops**

**Celebration of Parent Involvement**





T H A N K Y O U



Teachers Administrators  
Welcome  
Grass Valley  
Together We Make A Difference  
Parents Students  
Support Staff