



OAKLAND UNIFIED
SCHOOL DISTRICT

Community Schools, Thriving Students

Superintendent Report



iam OUSD

December 1, 2021

Superintendent Report Overview

Highlight from Schools

- Early Childhood Program

Covid Safety Protocols

- Testing & Vaccine Implementation

Sojourner Truth Distance Learning Update

- Attendance & Services

Enrollment & Attendance

- Enrollment & Attendance Counts & Strategies

McClymonds Facilities Update

- Updates

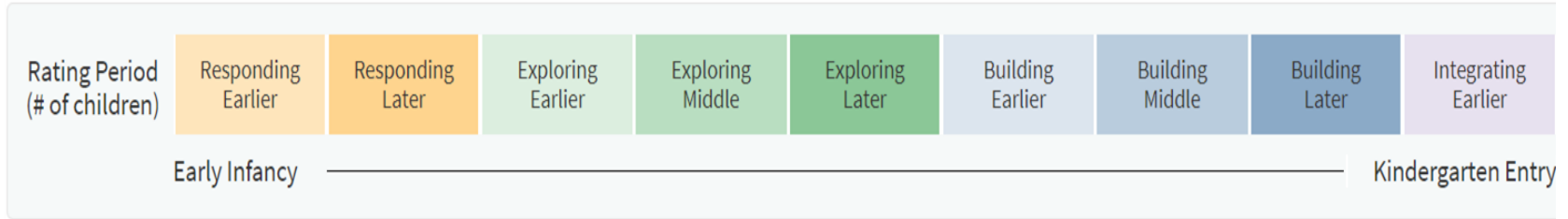


Highlights from Schools

Early Childhood Highlights: **Early Literacy**

Fall 2021 CA Desired Results Assessment System

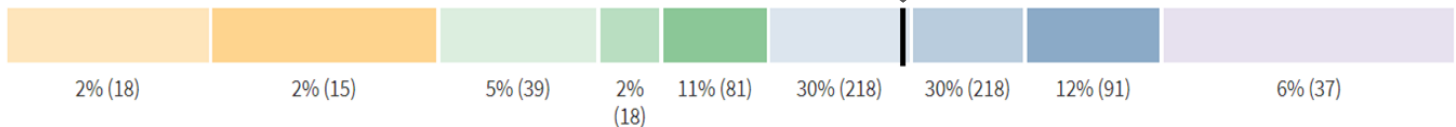
28 Sites/74 Classrooms/735 preschoolers



Language and Literacy Development

The Language and Literacy domains assess the progress of all children in developing foundational language and literacy skills. These skills can be demonstrated in any language and in any mode of communication.

Fall 2021
(n=735)



Early Childhood Highlights: Professional Development

Coherent Instructional System



Curriculum-Based Professional Learning

- All Staff Professional Development Days - *Reimagining Early Education: Moving Towards Anti Racist Educational Approaches*
- Monthly PD/PLCs
 - Weekly Office Hours to support curriculum adoption (*Creative Curriculum*)
 - Educator Share
 - Creative Curriculum House calls
 - Trauma Informed Yoga
- Monthly cycles of inquiry: plan, practice and reflect on impact

Early Childhood Highlights: Family Engagement & Partnerships

ECE Family Nights (Parent Advisory Committee)

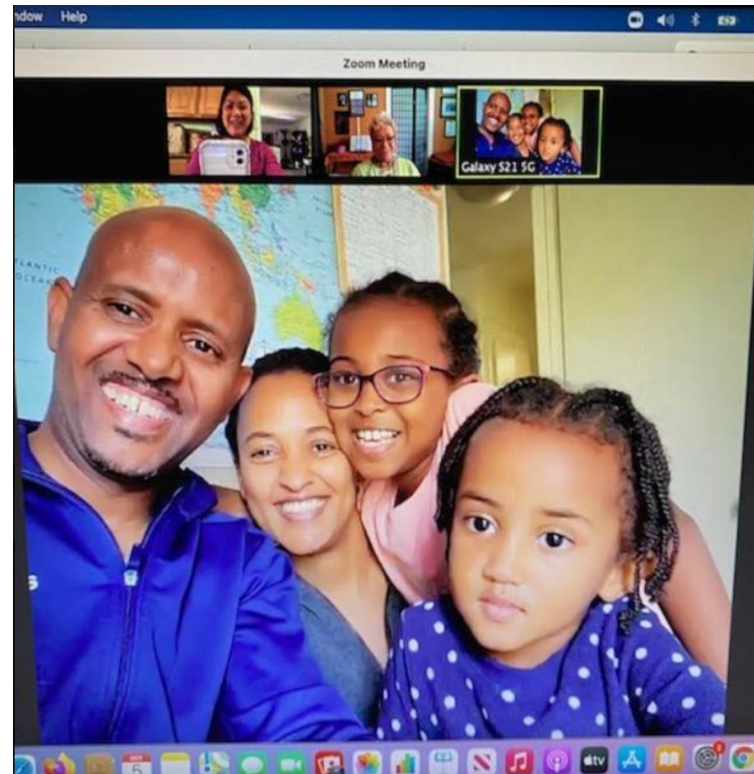
- Monthly family meetings, average of 80+ families
- Topics: COVID safety in ECE, Kinder-Readiness & K/TK enrollment

Kindergarten-Readiness Home Visits:

- 290 visits 21-22
- 9 CDC's
- 35 PK teachers/IA's

A families wish for their child at Laurel CDC:

"My wishes for LG are for her to continue to grow and explore her independence. I want her to be able to know she can do whatever she puts her mind to and learn how to write her name. Make sure she plays with her friends.



Early Childhood Highlights: Family Engagement & Partnerships


ECE Welcomes 3 new Family Navigators!

Emphasis of their work:

Supporting families furthest from opportunity (new comer, unhoused, immigrants etc) with support services in PK to support school readiness.

Priorities:

- PK-Kinder eligible families with timely enrollment
- Helping 0-5 families access support services (housing, economic, health)
- Supporting sites with family engagement support services/ASQ's



Early Childhood Highlights: Family Engagement & Partnerships

Kinder-Transition Teacher Leader Program

42 PK-K teacher dyads working together to transform how schools engage young children and their families to ensure early school success

- 38 elementary schools & CDC's
- PK's visit Kinder class & tour ES
- PK-Kinder teachers host kinder-readiness family nights
- SPED School-Readiness nights

Pictures:

(top) Centro CDC children visit the Garfield ES

(bottom) Tubman CDC visit Hoover ES



Covid Safety Protocols

Vaccine Outreach

Everyone ages 5+ are eligible for the vaccine in Alameda County!

School-Based Vaccine Pop-Ups at OUSD Schools:

In partnership with Alameda County, COVID Clinic/City of Oakland, CDPH, and Kaiser, we are offering pop up events at the following sites. Starting in mid-November, County-run clinics will move to elementary and middle school as well as community hubs. Visit www.ousd.org/vaccine for dates & times.

- **Pop-ups for 5-11:** Partnering with the ACPHD (8 sites), City of Oakland/COVID Clinic (4-5 sites), CDPH (4 sites), and Kaiser (TBD). Currently scheduling as many as possible for the week prior to Thanksgiving with second doses provided in December.
- **Medical Info Sessions**
 - 11/8: “Doc Talks” hosted by ACPHD
 - 11/10: COVID Vaccine & Kids: A Conversation with Experts hosted by UCSF
- **Raffle for prizes in January**
 - Warriors tickets
- **Poster Contest**
 - Signed jerseys & photos from Warriors & A’s



Vaccine Outreach

Everyone ages 5+ are eligible for the vaccine in Alameda County!

Sharing information with families about Board Policy 5141.29

- All families who have a student affected by Board Policy 5141.29 have been contacted with information about how to: get vaccinated, share their child's vaccination information, qualify for an exemption, and request a transfer to Sojourner Truth Independent Study. Families without a record on file will also receive a paper mailing after Thanksgiving break.
- All families who do not have a vaccination record on file are being:
 - called centrally to share information about the resolution and exemption process. More than 4,700 families have been called thus far. Of the families we were able to speak to: approximately 16% have had their child vaccinated, another 28% are interested in learning more, and 55% are not interested in getting their child vaccinated.
 - contacted by mail after Thanksgiving break with hard copies of information in native language about the Board Policy, exemption process (with forms), and the enrollment process for SJT.





COVID-19 Student Vaccination Data 2021-22

See <https://www.ousd.org/vaccine> for information about COVID vaccinations at OUSD.

Data shown include COVID-19 vaccination data on OUSD students eligible to receive a COVID-19 vaccine (12 years or older as of December 1, 2021). Individuals are considered fully vaccinated 14 or more days after either the first shot of the 1-dose vaccine or the second shot of the 2-dose vaccine.

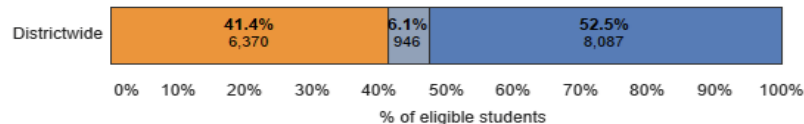


58.6% of eligible students* are fully or partially vaccinated

*age 12 or older as of 12/01/21

Not vaccinated/Unconfirmed Partially vaccinated Fully vaccinated

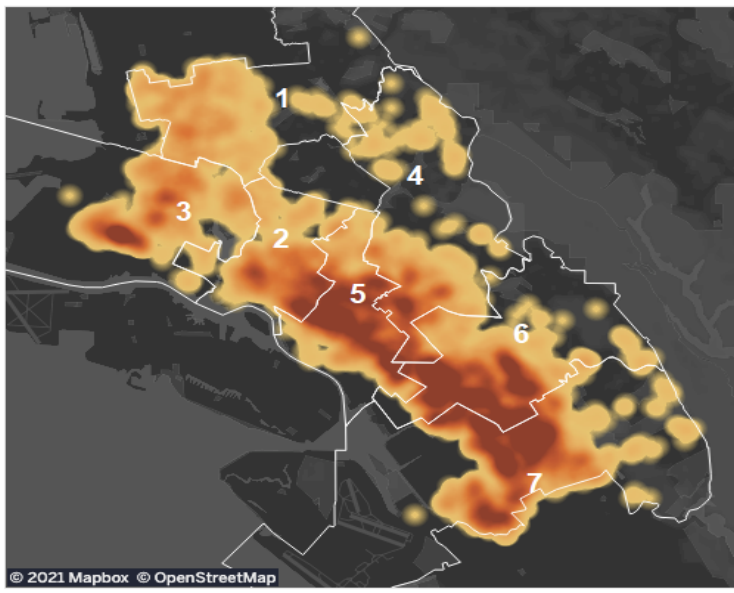
Vaccine-eligible student vaccination rate



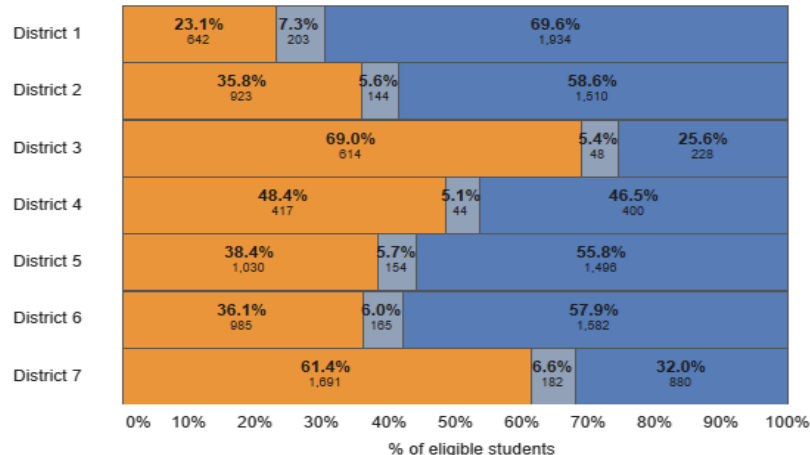
Where are the most students unvaccinated?

In the heat map below, the darker the orange, the higher the concentration of students* who are not vaccinated or have an unknown vaccination status.

*age 12 or older as of 12/01/21



Vaccine-eligible student vaccination rate by board district



Covid Testing Implementation Update

- Weekly Pooled Testing Pilot launched at 23 elementary sites, with another 17 coming online in November.

- Regular Bi-Weekly Testing at Secondaries in place



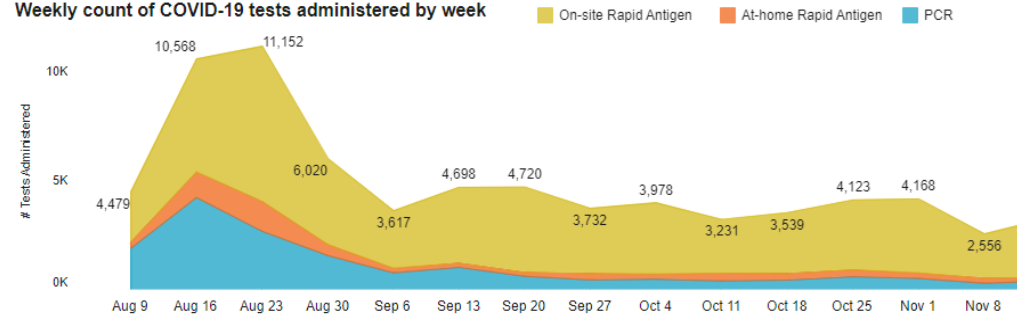
Weekly COVID-19 Testing at OUSD Sites 2021-22



Data shown include COVID-19 tests administered through OUSD testing programs and reported via Primary from August 9, 2021 through the prior Sunday. OUSD is currently piloting pooled testing, which is not reflected in this dashboard.

See <https://www.ousd.org/covidtesting> for information about COVID testing at OUSD.

Weekly count of COVID-19 tests administered by week



Tests administered the week of 11/15/2021

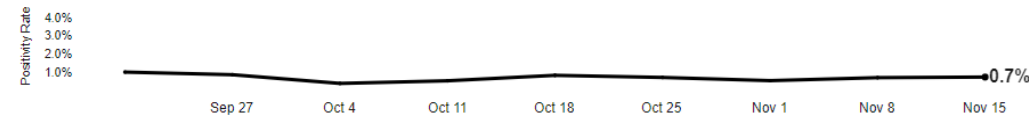
On-site Rapid Antigen
2,722

At-home Rapid Antigen
159

Total PCR
414

Weekly test positivity rate

Test positivity rate is calculated as the number of positive tests out of the total number of tests with a result for that week. One person can contribute more than one positive test to a given week's positivity rate.



Cumulative count of COVID-19 tests administered since the start of the 2021-22 school year

51,368 On-site Rapid Antigen Tests administered since August 9, 2021

+ **6,034** At-home Rapid Antigen Tests administered since August 9, 2021

+ **16,474** PCR Tests administered since August 9, 2021

= **73,901** Total Tests administered since August 9, 2021

Contact kaia.vilberg@ousd.org with any questions or comments about this dashboard.

Dashboard is updated nightly. Data here include COVID-tests administered and resulted up to 11/21/2021

Positive Case Dashboard and Protocols

- Weekly count of COVID-19 cases on school campuses are updated daily for the **previous week**
- Count of classrooms currently in full at-home quarantine are updated daily for the **current week**



COVID-19 In-Person Case Dashboard 2021-22

Dashboard last updated on 11/22/2021

Dashboard is updated daily at 7am to include all reported cases with presumed positive dates occurring in the prior week (11/15/2021 to 11/21/2021), as well as current full at-home classroom quarantines. Cases for the current week of 11/22/2021 will not be reflected in the dashboard until the following Monday. Counts include cases reported for OUSD school-based staff and students who were physically present on school campuses during their infectious period for COVID-19. Data may be incomplete depending on when the case was reported/confirmed and when contact tracing was completed. The presumed positive date is the earlier of first symptom onset or positive test collection date.

Highlight School

View Map by Grade Level

Highlight SiteName

(All)

Weekly count of reported COVID-19 cases on school campuses

12

Student cases
in the week of 11/15/2021

5

Staff cases
in the week of 11/15/2021

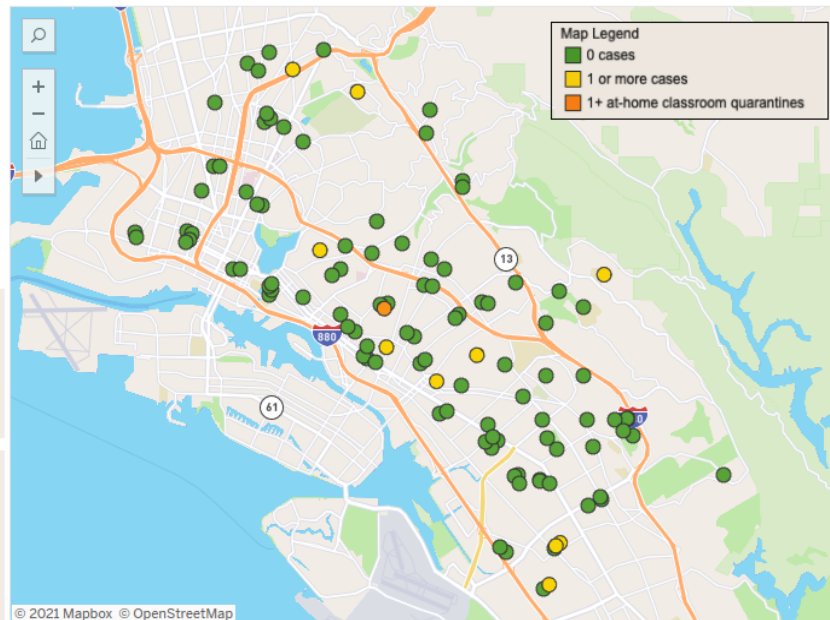
Count of classrooms currently in full at-home quarantine

1

Classrooms
as of 11/22/2021 at 7am

A full at-home quarantine for a class is initiated at the direction of the Alameda County Public Health Department Outbreak team and/or when a single class experiences 3 or more cases in a 2-week period that may be epidemiologically linked. Note that while high schools are not undergoing modified quarantines, high school full at-home quarantines initiated by one positive case are not reflected here. Only TK-8 and early childhood classrooms with 3+ potentially epidemiologically linked cases are reflected here.

[Click here to view the COVID-19 Testing Dashboard](#)



Contact kaia.vilberg@ousd.org with any comments/questions about this dashboard.

Changes to the Positive Case Dashboard



Weekly Districtwide Data

Dashboard last updated on 11/22/2021

Dashboard is updated daily at 7am to include all reported cases with presumed positive dates occurring in the prior week (11/15/2021 to 11/21/2021), as well as current full at-home classroom quarantines. Cases for the current week of 11/22/2021 will not be reflected in the dashboard until the following Monday. Counts include cases reported for OUSD school-based staff and students who were physically present on school campuses during their infectious period for COVID-19. Data may be incomplete depending on when the case was reported/confirmed and when contact tracing was completed. The presumed positive date is the earlier of first symptom onset or positive test collection date.

Calendar Note

- First Week of School
- Last Week of School
- In Session
- Break

Weekly count of reported student COVID-19 cases on school campuses

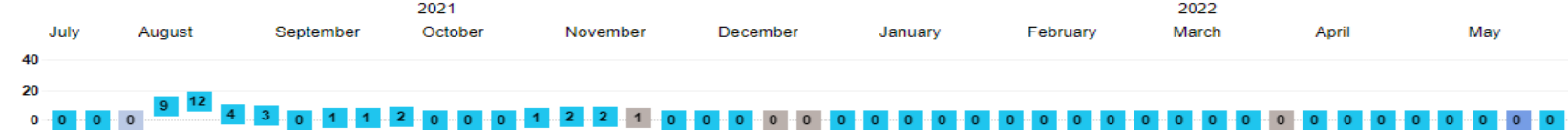


Weekly count of reported staff COVID-19 cases on school campuses



Weekly count of classrooms in full at-home quarantine

Graph shows the weekly count of classrooms with at least 1 day during the week in full at-home quarantine. Full at-home quarantines may last up to 10 days after the date of on-site exposure and thus 1 classroom may be represented across multiple weeks (depending on when cases are reported to us). Effective beginning the week of 08/30/21, high schools are not undergoing modified quarantines, and thus high school full at-home quarantines initiated by one positive case are no longer reflected here. Only TK-8 and early childhood classrooms with 3+ potentially epidemiologically linked cases are reflected here.



Sojourner Truth/Independent Study Update

Sojourner Truth Update

- Number of students enrolled in the school as of 11/19: 1019
- Two TSAs have been hired and recruitment for a third TSA and a counselor is currently in process.
- Students are being enrolled on a continuous basis.
- Recent Improvements:
 - Daily Check-ins with Tk/K-12th grade families on ZOOM.
 - The Admin Team schedules office hours once a week.
 - Provide chromebook support twice a week for families and staff.
 - Partnering with the OUSD Academics team to provide curriculum support.
 - Partnering with REACH to gather feedback from families on program improvements.
 - Partnering with Zion Learning to offer one on one tutoring support.

**Please Visit our
OUSD Website
for more
information:**

<https://www.ousd.org/independentstudy>

Enrollment & Attendance

Enrollment Update (TK-12)

| Grade | 11/18/21 | 11/9/21 | 10/27/21 | 10/19/21 | 10/5/21 | Census Projection |
|--------------------|---------------|---------------|---------------|---------------|---------------|-------------------|
| Non-SDC | | | | | | |
| TK-5 | 17,144 | 17,149 | 17,162 | 17,169 | 17,160 | 17,470 |
| 6-8 | 6,473 | 6,472 | 6,492 | 6,497 | 6,476 | 6,612 |
| 9-12 | 9,215 | 9,206 | 9,235 | 9,251 | 9,187 | 9,216 |
| TK-12 | 32,832 | 32,827 | 32,889 | 32,917 | 32,823 | 33,221 |
| SDC TK-12 | 1,574 | 1,567 | 1,557 | 1,545 | 1,555 | 1,742 |
| Total TK-12 | 34,406 | 34,394 | 34,446 | 34,462 | 34,378 | 35,050 |

Overall Attendance Update (Aug 9-Nov 18)

| Grade level | All Students | ELL | Newcomer | SPED | Unhoused | Foster Youth | African American | Asian | Latino | White |
|------------------------------------|-----------------|---------------|---------------|---------------|--------------|--------------|------------------|---------------|---------------|---------------|
| Gr TK-5 (avg enrollment) | 90% (17,335) | 89% (6683) | 89% (1356) | 87% (2319) | 83% (355) | 83% (50) | 87% (3261) | 94% (1999) | 89% (7582) | 95% (2330) |
| Gr6-8 (avg enrollment) | 91% (6645) | 90% (2006) | 90% (392) | 86% (1182) | 85% (217) | 83% (34) | 87% (1456) | 96% (624) | 91% (3232) | 96% (661) |
| Gr9-12 (avg enrollment) | 88% (9121) | 83% (2505) | 84% (1059) | 83% (1457) | 80% (696) | 77% (77) | 85% (2250) | 95% (1078) | 86% (4234) | 94% (787) |

* MetWest and Sojourner Truth NOT included.

McClymonds Facilities Update

If lead is found in drinking water...

- BP 3511.3
 - Sample all water fixtures in all District-owned schools/ECEs
 - Publicly post the results and inform community
 - Threshold: 5 ppb (EPA: 15 ppb)
 - Board should review policy by 6/30/19
- After hit above threshold, fixture removed from service (replace or add filter)
 - Not placed back into service until it passes subsequent test
- City provided grant to fund flow water device for each site

If lead is found in drinking water...

- **McClymonds: Drinking water continues to be safe**
- Quarterly testing of all 20+ “consumable water source” fixtures
 - Doesn’t include bathroom and chem lab fixtures - they aren’t to be used for drinking and don’t want to promote drinking from those type of fixtures
- Summer 2021:
 - Eight fixtures above 5 ppb threshold - removed from service
- Fall 2021:
 - One fixture above 5 ppb threshold - removed from service
- All filters now replaced on a regular basis

If lead is found in drinking water...

- Current McClymonds construction project underway
 - Initiated design/investigation phase funded by Measure Y
 - Repiping will be included
- Replacing piping requires destructive demolition/repair and repeated water shutdowns that cannot be scheduled within school's instructional calendar
- In the meantime, fixtures and filters have been replaced as needed



EVERY STUDENT THRIVES!



**OAKLAND UNIFIED
SCHOOL DISTRICT**
Community Schools, Thriving Students

1000 Broadway, Suite 680, Oakland, CA 94607

www.ousd.org



@OUSDnews