

File ID Number	13-1293
Introduction Date	6/26/13
Enactment Number	13-1348
Enactment Date	6/26/13
By	O.S.



OAKLAND UNIFIED
SCHOOL DISTRICT

Community Schools, Thriving Students

OAKLAND UNIFIED SCHOOL DISTRICT
Office of the Board of Education

To: Board of Education
 From: Tony Smith, Ph.D., Superintendent
 By: Maria Santos, Deputy Superintendent, Instruction, Leadership & Equity-in-Action
 Vernon Hal, Deputy Superintendent, Business & Operations VEH
 Subject: District Submitting Grant Application

ACTION REQUESTED:

Approval and support by the Board of Education of District applicant submitting grant application for OUSD to the U.S. Department of Education, Office of Indian Education, for fiscal years 2013-2014, and to accept the same, if granted, in whole or in part, pursuant to the terms and conditions thereof and to submit amendments thereto, for the grant year, if any.

BACKGROUND:

Grant application for OUSD for the 2013-2014 fiscal year were submitted for funding as indicated in the chart below. The Grant Face sheet and grant application packets are attached.

File ID #	Backup Document Included	Type	Recipient	Grant's Purpose	Time Period	Funding Source	Grant Amount
13-1293	Yes	Grant	Oakland Unified School District	To support OUSD's efforts to meet the unique educational and culturally related academic needs of American Indian/Alaskan native students	July 1, 2013 to June 30, 2014	U.S. Department of Education	\$73,039.00

DISCUSSION:

The District created a Grant Face Sheet process to:

- Review proposed grant projects at OUSD sites and assess their contribution to sustained student
- Identify OUSD resources required for program success

OUSD received a Grant Face Sheet and a completed grant application for the program listed in the chart by the school.

FISCAL IMPACT:

The total amount of grants will be provided to OUSD from the funders.

- Grants valued at: \$73,039.00

RECOMMENDATION:

Approval and support by the Board of Education of District applicant submitting a grant application for OUSD schools for fiscal year to accept same, if granted, in whole or in part, pursuant to the terms and conditions thereof and to submit amendments thereto, for the grant year, if any.

ATTACHMENTS:

OUSD Grants Management Face Sheet

OUSD Grants Management Face Sheet

Title of Grant: U.S. Office of Education, Indian Education, Title VII	Funding Cycle Dates: 7/01/2013-6/30/2014
Grant's Fiscal Agent: (contact's name, address, phone number, email address)	Grant Amount for Full Funding Cycle: \$73,039.00
Funding Agency: U.S. Office of Education, Indian Education	Grant Focus: To meet the unique educational and culturally-related academic needs of AI/AN students.
List all School(s) or Department(s) to be Served: Schools across Oakland Unified School District wherein American Indian/Alaskan Native (AI/AN) students k -12 are enrolled.	

Information Needed	School or Department Response
How will this grant contribute to sustained student achievement or academic standards?	Students self identified or identified by sub-grantee will be informed of academic supports available to them. For students in middle and high school who attend AICRC's after school programs, grades and test scores will be collected, assessed and monitored regularly.
How will this grant be evaluated for impact upon student achievement? (Customized data design and technical support are provided at 1% of the grant award or at a negotiated fee for a community-based fiscal agent who is not including OUSD's indirect rate of 5.17% in the budget. The 1% or negotiated data fee will be charged according to an Agreement for Grant Administration Related Services payment schedule. This fee should be included in the grant's budget for evaluation.)	For students who attend the AICRC's after school programs will be provided with case management services. We are in touch with the student's teachers about student's progress and barriers. We collect grades and test scores and communicate with parents about successes, challenges and strategies to improve attendance and grades. When the annual application is prepared and submitted, we collect evaluation data from OUSD on American Indian students' grades, proficiency levels, attendance and retention.
Does the grant require any resources from the school(s) or district? If so, describe.	No, not directly. We do ask the school's assistance in identifying and referring American Indian and Alaskan Native students.
Are services being supported by an OUSD funded grant or by a contractor paid through an OUSD contract or MOU? (If yes, include the district's indirect rate of 4.25% for all OUSD site services in the grant's budget for administrative support, evaluation data, or indirect services.)	Yes.
Will the proposed program take students out of the classroom for any portion of the school day? (OUSD reserves the right to limit service access to students during the school day to ensure academic attendance continuity.)	The Title VII Coordinator visits schools where American Indian children are identified but do not provide pull-out services as such. We touch bases with administrative staff and students to apprise them of services available to American Indian and Alaskan native students.
Who is the contact managing and assuring grant compliance? (Include contact's name, address, phone number, email address.)	Lisa Spielman, Director of LCI OUSD 4551 Steele Street Oakland, CA 94619 Lisa.Spielman@ousdk12.ca.us

Applicant Obtained Approval Signatures:



Entity-Oakland Unified School District	Name/s-Madeleine Clarke	Signature/s	Date-5/14/13
---	--------------------------------	--------------------	---------------------

Principal


Department Head

(e.g. for school day programs or for extended day and student support activities)

Grant Office Obtained Approval Signatures:

Entity	Name/s	Signature/s	Date
Fiscal Officer	Vernon Hal		6/7/13
Superintendent	Tony Smith		

Certified:


 Edgar Rakesiraw, Jr., Secretary
 Board of Education

Formula Grant Electronic Application System for Indian Education (EASIE Final) School Year 2013-14

OMB #: 1810-0021 OMB Expiration Date: 04/30/2013

Type of applicant: LEA (Not part of a Consortium)
Type of application: Regular formula grant program
Applicant name: **Oakland Unified School District**
Address: 1025 Second Ave, Rm 312
City, State, Zip: Oakland, CA 94606
Applicant DUNS Number: 076554500
Applicant NCES Number: 0628050
Applicant PR Award number: S060A130769

Total Final SY 2013-14 Allocation: \$73,039
Grant award start date: July 01, 2013 12:00 AM
Grant award end date: June 30, 2014 12:00 AM
Application Part II version: 1.0
Total Indian student count: 379
Total student enrollment: 37,105

Participating LEAs:

LEA name: Oakland Unified School District
City, State: Oakland, CA
NCES number: 0628050
Grades offered: PK,K,1,2,3,4,5,6,7,8,9,10,11,12
Student enrollment: 37,105
Indian student count: 379
Increase of 10% or more: N

2.3 LEA Assessment Information

LEA Name: Oakland Unified School District
NCES #: 0628050

2.3.2 State Assessment Data for Content Area: Mathematics

2.3.2.1 SY 2011-12 Indian Student State Assessment Data

EDFacts Data				LEA Data			
Grade Level	Total # of Indian Students Assessed	# of Indian Students Proficient or Above	% of Indian Students Proficient or Above	Grade Level	Total # of Indian Students Assessed	# of Indian Students Proficient or Above	% of Indian Students Proficient or Above
PK				PK			
K				K			
1				1			
2				2			
3	9	6	67%	3	9	6	67%
4	9	4	44%	4	9	4	44%
5	8	5	63%	5	8	5	63%
6	16	7	44%	6	16	7	44%
7	7	2	29%	7	7	2	29%
8	7	2	29%	8	7	2	29%
9				9			
10	20	13	65%	10	20	13	65%
11				11			
12				12			
Totals	76	39	51%	Totals	76	39	51%

2.3.2.2 SY 2011-12 All Student State Assessment Data

EDFacts Data				LEA Data			
Grade Level	Total # of All Students Assessed	# of All Students Proficient or Above	% of All Students Proficient or Above	Grade Level	Total # of All Students Assessed	# of All Students Proficient or Above	% of All Students Proficient or Above
PK				PK			
K				K			
1				1			
2				2			
3	3,796	2,356	62%	3	3,796	2,356	62%
4	3,721	2,389	64%	4	3,721	2,389	64%
5	3,742	2,321	62%	5	3,742	2,321	62%
6	3,565	1,576	44%	6	3,565	1,576	44%
7	3,316	1,509	46%	7	3,316	1,509	46%
8	3,188	1,056	33%	8	3,188	1,056	33%
9				9			
10	2,769	1,195	43%	10	2,769	1,195	43%
11				11			
12				12			

Totals	24097	12402	51%	Totals	24097	12402	51%
--------	-------	-------	-----	--------	-------	-------	-----

2.3.2 State Assessment Data for Content Area: Reading (Language Arts/English)

2.3.2.1 SY 2011-12 Indian Student State Assessment Data

EDFacts Data				LEA Data			
Grade Level	Total # of Indian Students Assessed	# of Indian Students Proficient or Above	% of Indian Students Proficient or Above	Grade Level	Total # of Indian Students Assessed	# of Indian Students Proficient or Above	% of Indian Students Proficient or Above
PK				PK			
K				K			
1				1			
2				2			
3	10	3	30%	3	10	3	30%
4	8	6	75%	4	8	6	75%
5	8	4	50%	5	8	4	50%
6	16	6	38%	6	16	6	38%
7	8	4	50%	7	8	4	50%
8	8	5	63%	8	8	5	63%
9				9			
10	20	7	35%	10	20	7	35%
11				11			
12				12			
Totals	78	35	45%	Totals	78	35	45%

2.3.2.2 SY 2011-12 All Student State Assessment Data

EDFacts Data				LEA Data			
Grade Level	Total # of All Students Assessed	# of All Students Proficient or Above	% of All Students Proficient or Above	Grade Level	Total # of All Students Assessed	# of All Students Proficient or Above	% of All Students Proficient or Above
PK				PK			
K				K			
1				1			
2				2			
3	3,801	1,553	41%	3	3,801	1,553	41%
4	3,722	2,207	59%	4	3,722	2,207	59%
5	3,754	2,020	54%	5	3,754	2,020	54%
6	3,572	1,634	46%	6	3,572	1,634	46%
7	3,318	1,661	50%	7	3,318	1,661	50%
8	3,241	1,519	47%	8	3,241	1,519	47%
9				9			
10	2,769	1,106	40%	10	2,769	1,106	40%
11				11			
12				12			
Totals	24177	11700	48%	Totals	24177	11700	48%

2.3.2 State Assessment Data for Content Area: Science

2.3.2.1 SY 2011-12 Indian Student State Assessment Data

EDFacts Data				LEA Data			
Grade Level	Total # of Indian Students Assessed	# of Indian Students Proficient or Above	% of Indian Students Proficient or Above	Grade Level	Total # of Indian Students Assessed	# of Indian Students Proficient or Above	% of Indian Students Proficient or Above
PK				PK			
K				K			
1				1			
2				2			
3				3			
4				4			
5	8	4	50%	5	8	4	50%
6				6			
7				7			
8	7	4	57%	8	7	4	57%
9				9			
10	19	9	47%	10	19	9	47%
11				11			
12				12			
Totals	34	17	50%	Totals	34	17	50%

2.3.2.2 SY 2011-12 All Student State Assessment Data

EDFacts Data				LEA Data			
Grade Level	Total # of All Students Assessed	# of All Students Proficient or Above	% of All Students Proficient or Above	Grade Level	Total # of All Students Assessed	# of All Students Proficient or Above	% of All Students Proficient or Above
PK				PK			
K				K			
1				1			
2				2			
3				3			
4				4			
5	3,734	1,746	47%	5	3,734	1,746	47%
6				6			
7				7			
8	3,219	1,769	55%	8	3,219	1,769	55%
9				9			
10	2,531	1,011	40%	10	2,531	1,011	40%
11				11			
12				12			
Totals	9484	4526	48%	Totals	9484	4526	48%

2.3.3 Attendance and Graduation

2.3.3.1 SY 2011-12 Attendance and Graduation Data

LEA Data	
Average Daily Attendance for All Students	Average Daily Attendance for Indian Students
35,205	355

EDFacts Data		LEA Data	
Graduation Rate for All Students	Graduation Rate for Indian Students	Graduation Rate for All Students	Graduation Rate for Indian Students
59%	47%	59%	47%

2.3.4 Non-ESEA Assessment Data

None Available

2.4 Project Description

2.4.1 Objectives

Objective: Mathematics

Objective Target Grade Levels: 6, 7, 8, 9, 10, 11, 12

Services Provided

Service	Frequency	Location	Activities
Mathematics: Intervention	After School	Other Organizational Designated Sites	Tutoring: Homework Assistance in Small Groups
Mathematics: Intervention	Four Times a Week	Other Organizational Designated Sites	Tutoring: Homework Assistance in Small Groups
Mathematics: Intervention	Once a Week	Other Organizational Designated Sites	Tutoring: Skill Development in Small Groups

Objective: Science

Objective Target Grade Levels: 6, 7, 8, 9, 10, 11, 12

Services Provided

Service	Frequency	Location	Activities
Science	After School	Other Organizational Designated Sites	Tutoring: Homework Assistance in Small Groups
Science	Four Times a Week	Other Organizational Designated Sites	Tutoring: Homework Assistance in Small Groups
Science	Special Events	Other Organizational Designated Sites	Experiential Learning

2.4.2 Professional Development

Staff	Professional Development Opportunity
Project Staff	OIE-sponsored Workshops/Sessions
Project Staff	Other Conferences Related to Indian Education

2.5 Budget

2.5.9 Budget Summary

Allocated Funds: \$73,039		Total Admin %: 0.0%		Budgeted Funds: \$73,039		Unbudgeted Funds: \$0	
		Total Admin Funds: \$0					
		Waiver Applied For: <input type="checkbox"/>					
Budget Category	Status	Category Subtotal		% of Overall Allocation			
Personnel	Finished	\$66,287		90.8%			
Travel	Finished	\$1,000		1.4%			
Equipment	Finished	\$1,000		1.4%			
Supplies	Finished	\$850		1.2%			
Contractual	Finished	\$0		0.0%			
Other	Finished	\$1,500		2.1%			
Indirect Costs	Finished	\$2,402		3.28%			
Budget Total		\$73,039		100%			

2.5.1.1 Personnel

Type of Personnel	Certification Status	Number	% of Time	Admin Cost	Prog. Cost	Fringe Cost	Total
Project Coordinator	Uncertified	1	100%		\$46,000	\$12,880	\$58,880
Cultural Resource Specialists	Uncertified	3	1%		\$750		\$750
Youth Development Specialists	Uncertified	3	1%		\$2,437		\$2,437
Liaisons: Home/School or Community	Uncertified	2	1%		\$3,500	\$720	\$4,220
Category Totals		9		\$0	\$52,687	\$13,600	\$66,287

2.5.2.1 Travel

Type of Travel	Admin Cost	Program Cost	Totals
In-District		\$400	\$400
Out of District		\$600	\$600
Professional Development			\$0
Category Subtotals	\$0	\$1,000	\$1,000

2.5.3.1 Equipment

Item	Purpose	Admin Cost	Program Cost	Totals
Books and Materials	Instructional Service Delivery		\$500	\$500
Equipment Repair	Instructional Service Delivery		\$500	\$500
Category Subtotals		\$0	\$1,000	\$1,000

2.5.4.1 Supplies

Item	Admin Cost	Program Cost	Totals
Direct Instructional Delivery			\$0
Student Consumables		\$850	\$850
Program Management			\$0
Category Subtotals	\$0	\$850	\$850

2.5.5.1 Contractual

Purpose	Admin Cost	Program Cost	Totals
Direct Instructional Delivery			\$0
Student Evaluations			\$0
Program Management			\$0
Category Subtotals	\$0	\$0	\$0

2.5.6.1 Other

Purpose	Admin Cost	Program Cost	Totals
Direct Instructional Delivery			\$0
Student Activities Related to Services		\$1,000	\$1,000
Student Consumables		\$500	\$500
Program Management			\$0
Professional Development			\$0
Category Subtotals	\$0	\$1,500	\$1,500

2.5.7.1 Indirect Costs

Rate %	Total
5.00%	\$2,402

2.6 Use of Assessment Data

Timeframe of Last Assessment(s) Conducted:	School Year: 2011-12
Method of Dissemination to Indian Community and Parent Committee	<input type="checkbox"/> Public hearing for application
	<input checked="" type="checkbox"/> Parent Committee meeting
	<input type="checkbox"/> Other open meeting
How is LEA responding to findings of previous assessment(s)?	<input checked="" type="checkbox"/> No changes in services/programs
	<input type="checkbox"/> Modifications to services/programs at LEA level
	<input type="checkbox"/> Modification to services/programs within project

2.8 Comment

--

- I have read the program assurances and agree to their provisions.
- All required student forms ('506 forms') are on file with the LEA and will be provided to the OIE upon request.
- I have uploaded the Parent Committee Approval Form.
- I am authorized to accept the Indian Education Formula Grant award. This grantee will comply with all program assurances, agrees to carry out the program and to meet all applicable Federal requirements. I approve the budget submitted with this application as well as any budget revision submitted in the future by my authorized representative.

Certified By: Corrina Gould
Certified Date: Tuesday, May 14, 2013, 7:50:29 PM

Applicant Contact Name: Corrina Gould
Applicant Contact E-mail: corrina@aicrc.org
Applicant Contact Title:
Applicant Contact Telephone: (510) 208-1870

User 1: Corrina Gould
E-mail: corrina@aicrc.org
Title:

User 2: Kayla Johnson
E-mail: Kyla.johnson@ousd.k12.ca.us
Title:

User 3: Kayla Johnson
E-mail: Kayla.johnson@ousd.k12.ca.us
Title:

User 4: Valerie Williams
E-mail: valerie.williams@ousd.k12.ca.us
Title:

If you have any questions regarding your SY 2013-14 EASIE Formula Grant application or need to report changes of EASIE system users for your LEA prior to the close of the application submission, review, and approval period (approximately July 1, 2013), please contact the Partner Support Center. PSC is available between 8:00 a.m. and 6:00 p.m., Eastern Time. PSC is closed on federal holidays.

EDFacts Partner Support Center (PSC)
Voice: 877-457-3336 (877-HLP-EDEN)
Fax: 888-329-3336 (888-FAX-EDEN)
E-mail: eden_OIE@ed.gov

Hearing impaired persons may contact the Partner Support Center at TTY/TDD: 888-403-3336 (888-403-EDEN).

If you have questions or need to make changes to SY 2012-13 or prior grants or need information after July 1, 2013, please contact the Office of Indian Education.

Office of Indian Education
Telephone: 202-260-1454
E-mail: Indian.education@ed.gov

