



OAKLAND UNIFIED
SCHOOL DISTRICT

Community Schools, Thriving Students

High School Network Superintendent's Report



Presented by Vanessa Sifuentes

Presented to Measure N Commission

June 6, 2023

Key Outcomes:

- To share highlights for key college and career readiness indicators for the Class of 2023

Supporting Empowered Graduates

Year Two Actions: 2022-2023

Focal Area 1: Prepare Students for Post-Secondary Success

Year 2 Action #1: Develop systems to ensure all students have an individualized post-secondary (5-year) plan

- Opportunities for students to experience the following in collaboration with their Pathway Teachers and Post-Secondary Transition team:
 - ◆ explore and understand post-secondary options
 - ◆ gain awareness of expanded learning opportunities (including WBL)
 - ◆ navigate school systems and processes toward graduation, A-G completion, and financial aid application
- Family engagement around graduation requirements, A-G, Pathway options, and the purpose of Linked Learning
- Support to ensure students have a seamless transition to a post-secondary opportunity (community college, four-year, pre-apprenticeship/apprenticeship, workforce training, world of work)
- Classroom-embedded opportunities for students to deepen career awareness, to engage in career exploration and preparation, and begin career training (including but not limited to direct employment with work experience education), all to inform the development of a clear individualized post-secondary plan
- Dual enrollment and other early college credit opportunities that allow students to experience college and explore careers that will inform their post-secondary plan

Focal Area 2: Develop Systems of Personalized Supports

Year 2 Action #2: Leverage and build upon personalized support strategies in Pathways to ensure Black and Latino scholars transition from 9th to 10th grade on-track to meet A-G, graduation, and career awareness indicators.

- Ensure equitable access to supports across all pathways and schools (with a focus on 8th to 9th grade and students entering AltEd programs)
- Establish a baseline for pathway student supports and structures at each high school, including but not limited to:
 - ◆ Regular pathway teacher and staff collaboration around student interventions (leveraging relationships, data, common protocols, home visits)
 - ◆ Staff alignment by pathway/SLC/house (Admin, School Counselor, Case Manager)
 - ◆ Regular opportunities for in- and out-of-class academic interventions/tutoring
 - ◆ Leverage partnerships with parents/families via home visits and other engagement strategies
 - ◆ School-day and after-school (including but not limited to access for rising 10th and 11th graders to summer) credit recovery opportunities that support A-G completion

Focal Area 3: Integrate Real World Learning

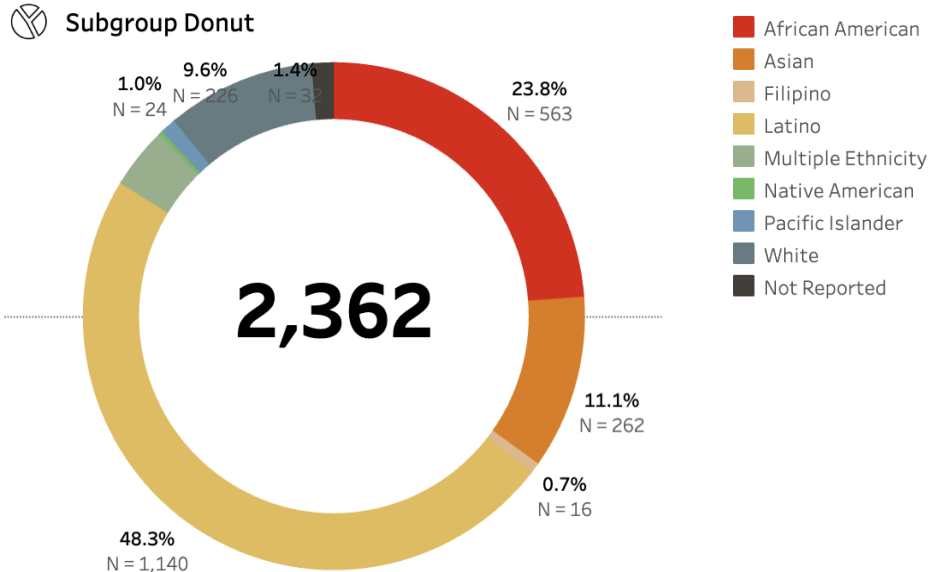
Year 2 Action #3: Strengthen Tier 1 instruction in core academic and CTE classes so that CTE and work-based learning standards are more effectively integrated throughout student learning experiences.

- Identify and implement common Tier 1 instructional strategies in core academic and career technical education courses that support student access to grade-level-appropriate texts, standards, and assessments.
- Provide direct instructional support to teachers in targeted content areas/pathways through strategies including but not limited to professional development and coaching sessions
- Deepen collaboration between core content teachers, career technical education teachers, and work-based learning staff via regular communities of practice/PLC's
- Support a cohort of teachers to develop capstone- and standards-aligned performance task benchmarks for 10th grade that integrates core content, career technical education, and essential elements of the work-based learning continuum

Who Makes Up the Class of 2023?



Class of 2023 by the Numbers



● Language Fluency:

- EL: 25.5%

● Newcomer:

- Current: 10.2%

- Former: 7.4%

● SpEd:

- 16.2%

● Foster:

- 0.9%

● Unhoused:

- 8%


Progress Toward Graduation

- Summer academic recovery
 - Central Academic Recovery
 - 203 seniors enrolled in Central Summer AR at Tech
 - Site-Based Credit Recovery:
 - Castlemont
 - Dewey- Alt.Ed Hub
 - Fremont
 - McClymonds
 - Oakland High- Site Intervention
 - Oakland International
 - Oakland Tech
 - Rudsdale
 - Skyline
 - Sojourner Truth Remote Independent Study



Senior Capstone Project

- Seniors write an **8-10 page research paper**, give a **10-15 minute oral presentation**, and in many pathways, complete a **community action project**
- Capstone model has shifted so students go beyond investigating a social issue to focus their research on **promising solutions from their pathway's career sector** and conduct an interview with university or industry experts as part of their research process
- **6 pathways** engaged in a pilot to build out industry-aligned Capstone Action Projects to target our Graduate Profile skills for students as Creative Problem-Solvers and Community Leaders




Senior Capstone Highlights



Castlemont High School



MetWest High School

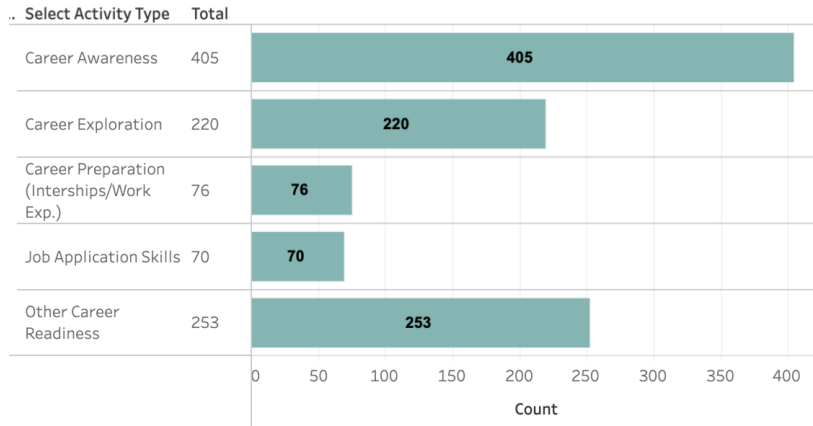


Oakland High

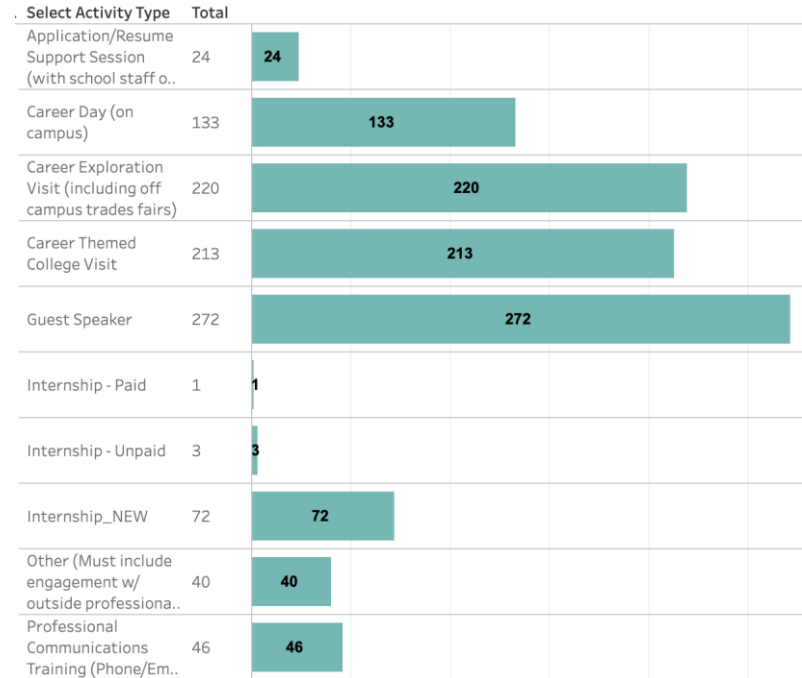


Work-Based Learning

Overall WBL Engagement



WBL activity-level data



Work-Based Learning



By senior year, our students, like these from Oakland High School's Law & Social Justice Academy just a few weeks ago, are defending arguments in front of local judges.

OUSD Alumni Highway to Work: ER Tech

2023 OUSD Alumni Highway to ER Tech Interns

* students are listed alphabetically by their first name

Home Base: Highland					
Student Name High School (Grad Year)	Joselyn Torres Madison Park Academy 2023	Keana Solano Skyline 2023	Khazahnique Johnson Skyline 2023	LaNiyah Ambrose McClymonds 2022	Victoria Millines Castlemont 2023
Home Base: Parnassus					
Student Name School Name (Grad Year)	Andrea Mendoza Fremont 2023	Angel Martinez Castlemont 2023	Angelo Martinez Castlemont 2023	Deniah Carter Coliseum College Prep Academy 2023	Mariana Vasquez Castlemont 2022

Senior Survey Data

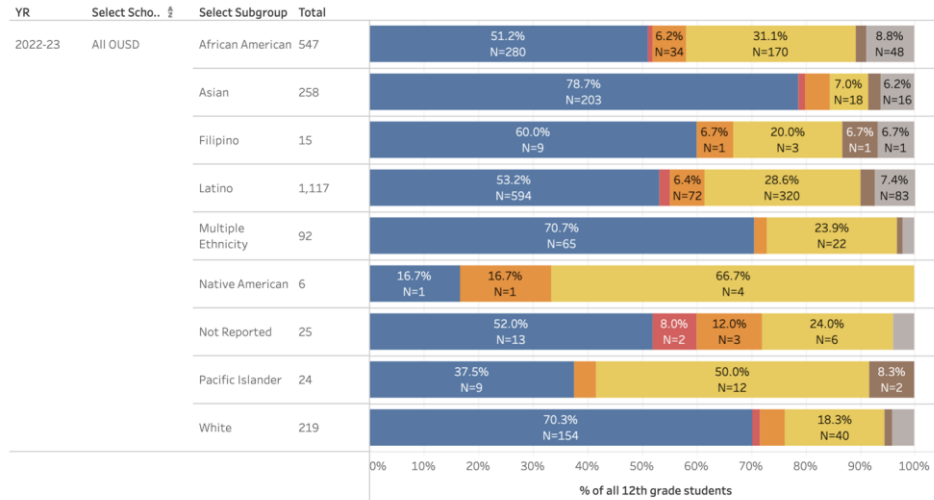
- 984 responses from 11 different schools, including for the first time alternative education graduates who completed before May.
- 95% of students say their family is supportive of them going to college
- Postsecondary Goals, as identified by students:

<i>What are your plans after you graduate from high school?</i>	COUNT
4 Year College	467
Community College	267
Defer Enrollment (gap year)	20
Full-Time Work	46
I'm Undecided	40
Military	2
Other (please specify)	31
Private Vocational/Technical School	7
Religious Mission	1
Union Apprenticeship	4
Grand Total	885

Financial Aid Outcomes:

12th Grade CSAC Status 2021-22

Select Year: 2022-23
 Include Schools: (Multiple values)
 View by School/Dist: All OUSD
 View by Subgroup: Ethnicity
 Active Status: A
 Select School/Dist: All OUSD
 Select Subgroup: (All)
 Fin Aid App Status:
 Null (Grey)
 LATE (Brown)
 NO APP (Yellow)
 NO EFC (Orange)
 NO (Red)
 YES (Blue)



As of May 3rd:

- 63% on-time FAFSA completion
- 66% total completion
- 890 student awarded a Cal-Grant

Out of 16 schools:

- 4 schools with 90% or higher completion rates
- 10 schools with 70% or higher completion rates
- 6 schools with > 70% completion rates

Financial Aid Spotlight by Campus

Equity:

- McClymonds: 85% of African American students and 81% of students with IEP's submitted.
- Life Academy: 98% of Latinx students and 100% of students with IEP's submitted.

Increase in Application Rates:

- Castlemont grew from 58% in 2021-22 to 76% in 2022-23.
- Bunche increased from 11% in 2021-22 to 36% in 2022-23.



Reflections from 2022-2023

- Year-round credit recovery opportunities are critical
- Increasing the number of vertically-aligned capstone presentations only increases student achievement
- Consider the impact of WBL and diverse internship opportunities and how to increase access
- Targeted support from OUSD and Post-Secondary partners works to increase student completion; additional resources needed to increase access for students in Continuation programs



Questions?