

EXPANDING EQUITABLE ACCESS TO HIGH QUALITY SCHOOLS

MONDAY, APRIL 24, 2017

5:30PM- 8:00PM

LA ESCUELITA

1050 2ND AVE

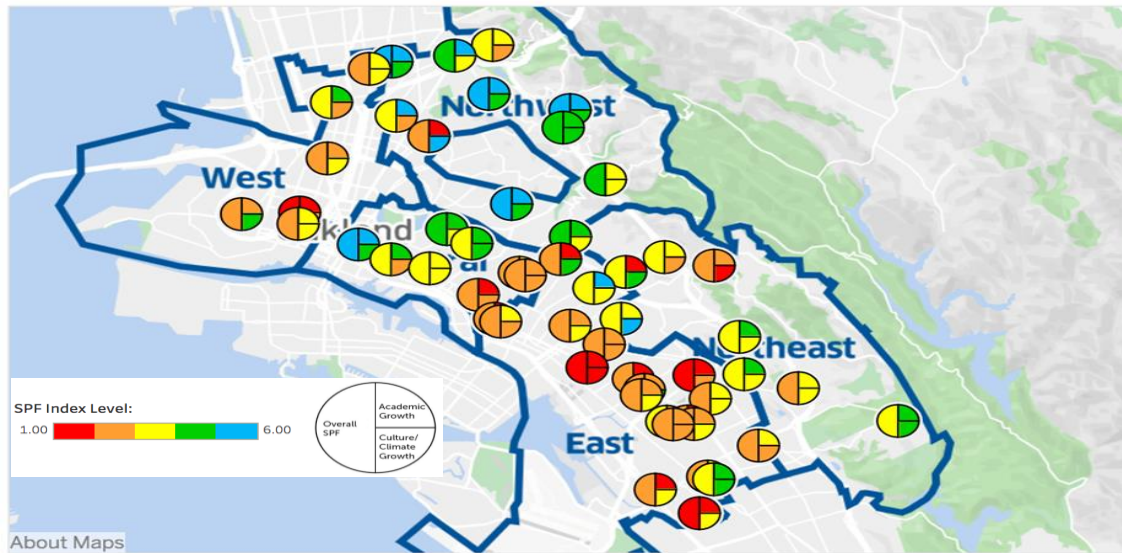
OAKLAND, CA 94606



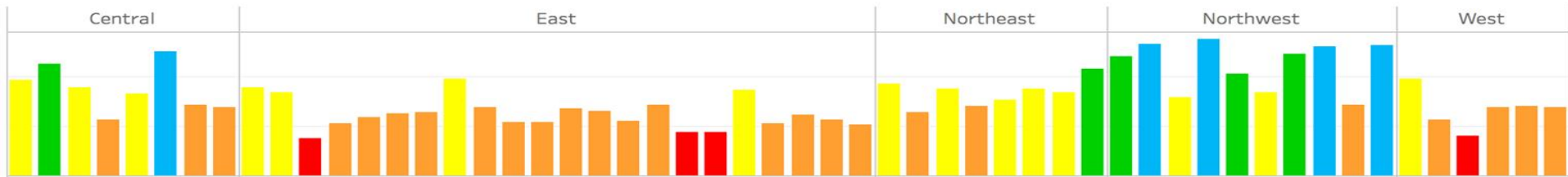
Blueprint for OUSD:

The School Portfolio &
Facility Master Plan

Expanding **QUALITY** options for preK-5 schools

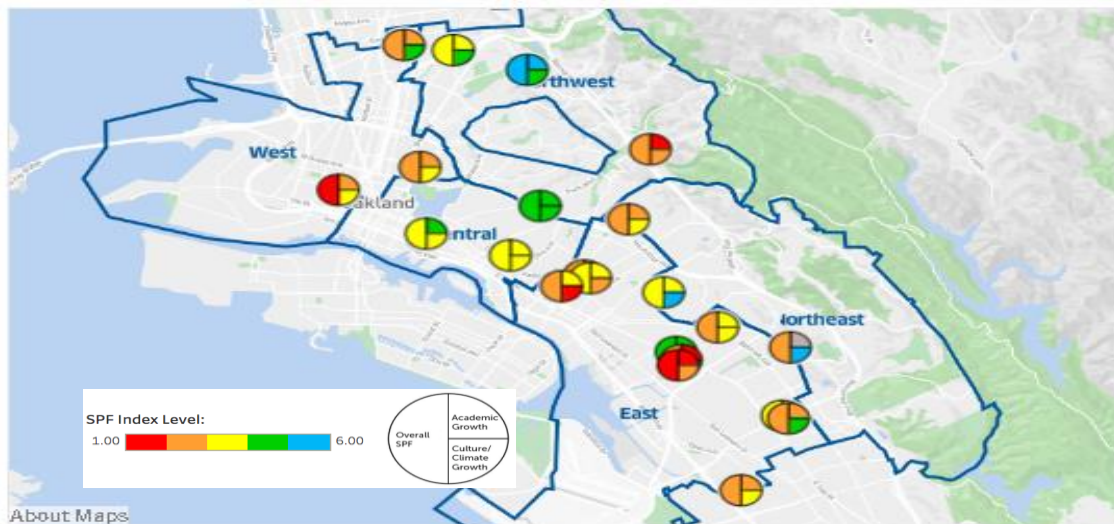


Average Index Level		Academic Status Tier	Academic Growth Tier	Culture/Climate Status Tier	Culture/Climate Growth Tier	Overall Tier
K-5	Central	3.09	3.62	4.02	3.58	3.53
	East	1.49	2.58	3.26	3.19	2.51
	Northeast	2.89	3.68	3.52	3.43	3.36
	Northwest	4.54	4.66	4.56	3.98	4.47
	West	1.62	3.08	3.07	3.36	2.70
6-8	Central	2.72	4.07	3.41	3.30	3.39
	East	2.19	3.02	3.44	3.59	2.97
	Northeast	2.60	2.60	2.24	4.80	2.73
	Northwest	4.07	3.88	3.99	3.92	3.97
	West	1.22	2.45	2.06	3.95	2.27
9-12	Central	2.93	3.94	4.13	4.66	3.78
	East	3.04	3.22	3.39	3.34	3.28
	Northeast	2.56	2.87	3.37	3.06	2.91
	Northwest	3.46	3.78	4.20	4.31	3.87
	West	2.40	3.25	3.18	4.18	3.16

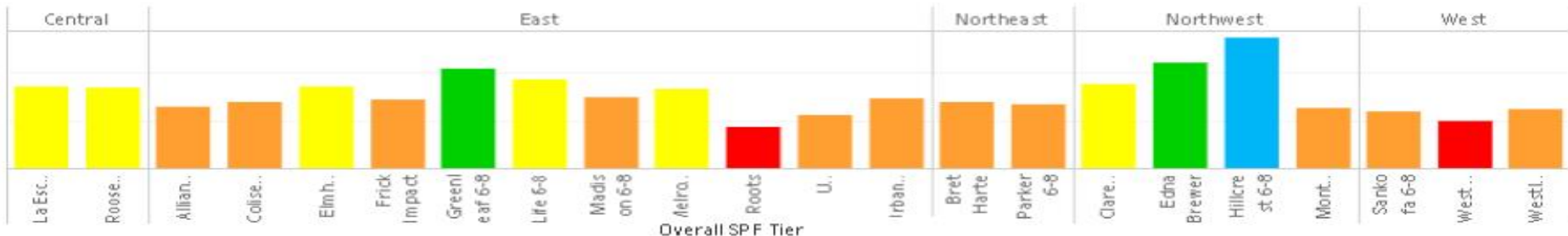


Source: 2016-17 Strategic Regional Analysis, data from 2016-17 OUSD School Performance Framework

Expanding **QUALITY** options for 6-8 schools



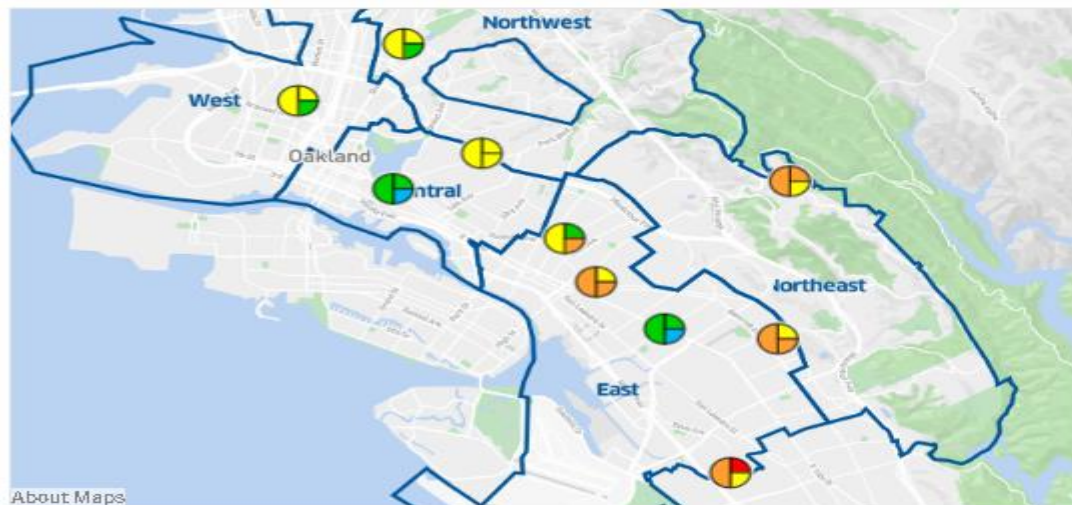
Average Index Level		Academic Status Tier	Academic Growth Tier	Culture/Climate Status Tier	Culture/Climate Growth Tier	Overall Tier
K-5	Central	3.09	3.62	4.02	3.58	3.53
	East	1.49	2.58	3.26	3.19	2.51
	North east	2.89	3.68	3.52	3.43	3.36
	North west	4.54	4.66	4.56	3.98	4.47
	West	1.62	3.08	3.07	3.36	2.70
6-8	Central	2.72	4.07	3.41	3.30	3.39
	East	2.19	3.02	3.44	3.59	2.97
	North east	2.60	2.60	2.24	4.80	2.73
	North west	4.07	3.88	3.99	3.92	3.97
	West	1.22	2.45	2.06	3.95	2.27
9-12	Central	2.93	3.94	4.13	4.66	3.78
	East	3.04	3.22	3.39	3.34	3.28
	North east	2.56	2.87	3.37	3.06	2.91
	North west	3.46	3.78	4.20	4.31	3.87
	West	2.40	3.25	3.18	4.18	3.16



*School Performance Framework is only available for OUSD district-run schools
For additional information about the School Performance Framework, see www.oaklandspf.org.

Source: 2016-17 Strategic Regional Analysis, data from 2016-17 OUSD School Performance Framework

Expanding **QUALITY** options for 9-12 schools



Average Index Level		Academic Status Tier	Academic Growth Tier	Culture/Climate Status Tier	Culture/Climate Growth Tier	Overall Tier
K-5	Central	3.09	3.62	4.02	3.58	3.53
	East	1.49	2.58	3.26	3.19	2.51
	Northeast	2.89	3.68	3.52	3.43	3.36
	Northwest	4.54	4.66	4.56	3.98	4.47
	West	1.62	3.08	3.07	3.36	2.70
6-8	Central	2.72	4.07	3.41	3.30	3.39
	East	2.19	3.02	3.44	3.59	2.97
	Northeast	2.60	2.60	2.24	4.80	2.73
	Northwest	4.07	3.88	3.99	3.92	3.97
	West	1.22	2.45	2.06	3.95	2.27
9-12	Central	2.93	3.94	4.13	4.66	3.78
	East	3.04	3.22	3.39	3.34	3.28
	Northeast	2.56	2.87	3.37	3.06	2.91
	Northwest	3.46	3.78	4.20	4.31	3.87
	West	2.40	3.25	3.18	4.18	3.16



*School Performance Framework is only available for OUSD district-run schools.
For additional information about the School Performance Framework, see www.oaklandspf.org.

Source: 2016-17 Strategic Regional Analysis, data from 2016-17 OUSD School Performance Framework

*“If I had an hour to solve a problem I'd spend **55** minutes thinking about the problem and **5** minutes thinking about solutions.”*

— Albert Einstein

3 Learning Groups to Understand our Challenges



Cost of Quality Schools

- Understand the Quality Gap (Inequitable access to quality schools across the city)



Economics of the Number of Schools & Central Office Support

- Understand the Financial and Structural Challenges



Learning from our Past

- Understand the Lessons we can learn about the Trust Gap within the district and the community.



Group 1: Cost of Quality

Essential Questions

What is our standard for quality schools?

- What are the measures we have to define quality?
- Where are current examples of quality in our district?
- What are the resources, staffing and programing needed for quality?
- What is the quality needed at central office to support a quality school?

What does quality cost?

- What can we afford?
- How do we need to prioritize with an equity lens?
- How do we invest in areas of the city (West & East) that have been underserved?
- How would we need to adjust costs of central office?

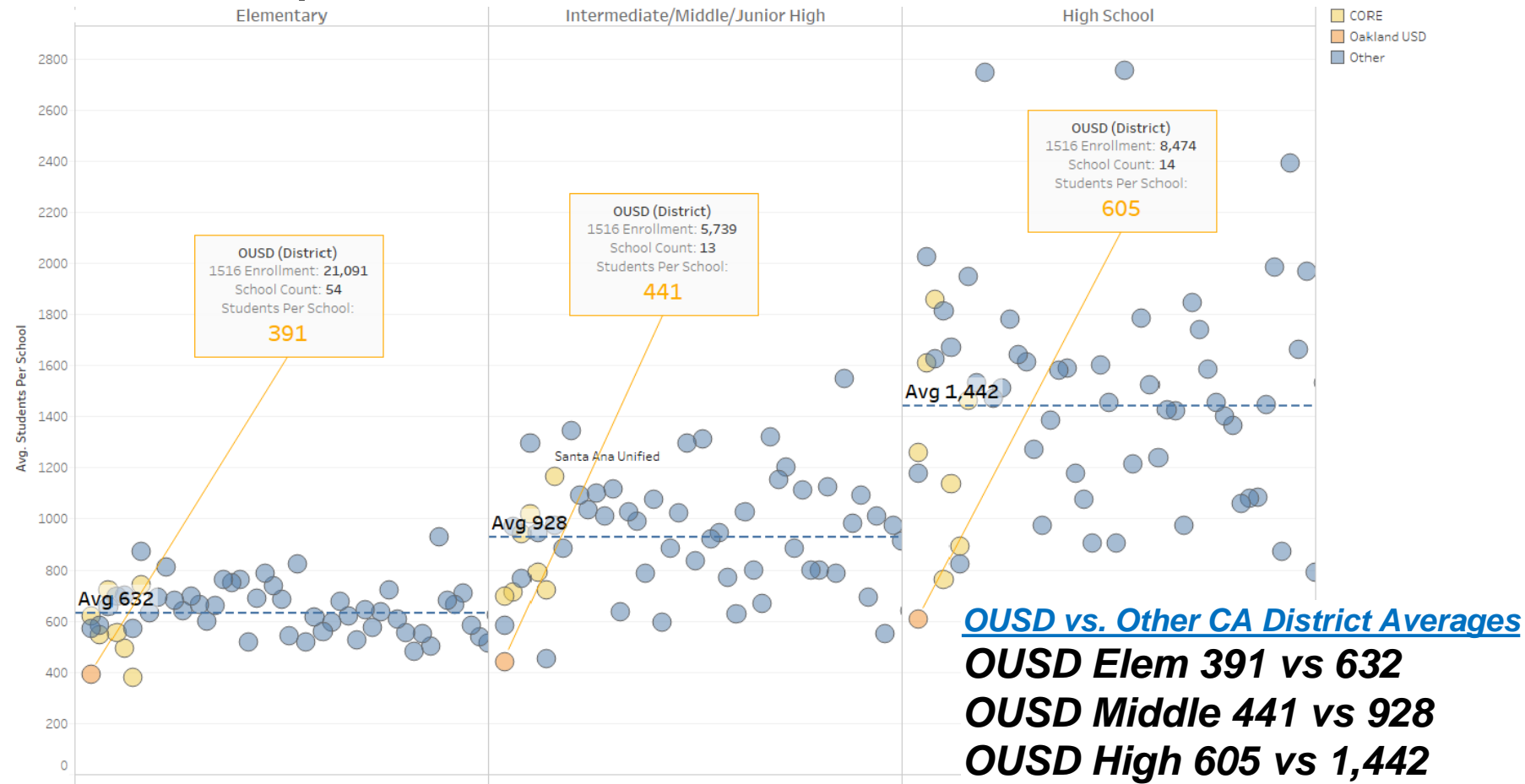


Group 2: Economics of the Number of Schools

Essential Questions

- How do we reorganize central office to support schools?
- How are our schools and central office funded? What are the key factors that impact OUSD funding?
- How many schools is it efficient to operate over time? What are the comprehensive costs of operating schools over time?
- How does OUSD compare to other similarly sized, urban districts with respect to cost/number of schools?
- How many of our schools are sustainable from a cost perspective? (funding vs. cost)
- What is the impact of charters on our decision making process?

OUSD Compared to Other CA School Districts





Group 3: Learning from the Past

Essential Questions

- How do we learn from past attempts to expand access to quality? What worked and what didn't?
- How do we remain transparent throughout the process?
- How do we keep an equity lens (race, class, access)?
- How do we best involve **community** in early stages and throughout the process?
- How do we build trust?
- What's the right pace for change (school portfolio/school configurations/central office changes)?

Comprehensive Solutions to Achieve our Goal

Our Goal: To expand and sustain quality schools for **ALL students** in our city.

Timeframe:

- **March-April:** Identify the challenges and investing in **Learning** to solve for them.
- **May-Oct:** Engage the community in multiple dialogues to inform recommendations for a School Portfolio and Facilities Master Plan.
- **Nov:** Present School Portfolio and Facilities Master Plan will **inform important Board decisions** on educational programs and capital investment for the next 5-10 years.

“A goal without a plan is just a wish.”

-Antoine de Saint-Exupery

The Facilities Master Plan as a Solution for OUSD

The FMP will be the result of a transparent, data-driven process.

Together we will address many key questions:

- **How many students** will enroll in OUSD schools for the next five years?
- **What kind of schools** will best prepare students for the future, and help OUSD adults inspire them to achieve their full potential?
- **What is the right number, sizes, and locations of schools** to best serve these students?
- Which current buildings should be **replaced? expanded? modernized? repurposed?**



School Portfolio & Facilities Master Plan

Potential **Program Outcomes:**

- Expand successful programs
- Citywide/regional/school-based specialty programs
- Grade reconfiguration (e.g. preK-5 to preK-8)
- Feeder pattern re-alignment
- Attendance boundaries adjustment
- School consolidations, closures, expansions & repurpose



School Portfolio & Facilities Master Plan

Potential **Facility Outcomes:**

- Replace
- Repair/upgrade/expand
- Repurpose
 - District functions
 - Professional development
 - Educator Housing
 - Community use
 - Sale/lease/landbank



Our Guiding Principles

The OUSD 2017 School Portfolio & Facility Master Plan will...

- Facilitate **enhanced educational programs** that **attract and retain students and faculty**
- Prescribe **sustainable outcomes**, socially, ecologically, and financially
- Be **actionable and achievable**
- Be **trusted** by stakeholders and developed in **partnership with the community**
- Be **equitable** for all neighborhoods, acknowledging OUSD's unique **culture and climate**
- Be **data-driven** and **prioritized**



Facilities Research Already Started

Feb-Mar

- Educational Adequacy Standards
- 2017-18 Enrollment Projection Review Report

Mar-Jun

- Facility Condition Assessment underway (capacity calculations, cost estimates, prioritization, funding, sustainability)
 - Deferred Maintenance Plan in progress
 - Educational Adequacy Assessment
- Demographic Research/Analysis (5 & 10 year enrollment projections)
 - Capacity Utilization and Feeder Analysis

Community Engagement Timeline

**April 24
Kick Off:**
Board Study
Session to
introduce the
topic

May:
Community
Engagement

*Planning Criteria
Multiple Locations*

Sept:
Community
Dialogues

Data Review
Multiple Locations

Oct:
Community
Dialogues

Facility Options
Multiple Locations

Nov:
Board
Presentation

School Portfolio
& Facilities
Master Plan



OUSD Blueprint Advisory Group

- **Who:** ~40 member representative cross-section of OUSD schools and community (OUSD staff, youth, parents, community leaders, CBOs, faith-based leaders, community members)
- **Purpose:**
 - Provide oversight of data and process
 - Assist in development of community surveys, facility options, and Facilities Master Plan recommendations.
 - Facilitate small group discussions at Community Dialog Meetings.
 - Assist in communication to local communities.
 - Serve as the community ambassadors/champions.
- **Time Commitment:**
 - Five 2-hour Community Dialog meetings in Sept-Nov 2017
 - Two 2-hour Community Dialog meetings in Sept-Nov 2017
- **Volunteering:** OUSD Statement of Interest process



Communication:

- Transparent process
- Intentional & strength-based
- Communicated widely and openly to the community.

Open Comment

**“Tell us what
you think!”**



Please Share Your Feedback!



www.OUSD.ORG/BOESTUDY

EVERY STUDENT THRIVES!



**OAKLAND UNIFIED
SCHOOL DISTRICT**
Community Schools, Thriving Students

1000 Broadway, Suite 680, Oakland, CA 94607

www.ousd.org



@OUSDnews