



OAKLAND UNIFIED
SCHOOL DISTRICT

Community Schools, Thriving Students

Superintendent Report



iam OUSD

February 23, 2022

Superintendent Report Overview

Highlights from Schools

- TCN, Elmhurst United, Skyline

Support for School Consolidations

- Plan for students and families

Covid Safety Protocols

- Testing & Vaccine Implementation

Enrollment & Attendance


- Enrollment & Attendance Counts & Strategies



Highlights from Schools

TCN Student Peer Leaders Get Hands-On Experience

At **Think College Now (TCN)**, the Student Peer Leader program helps participants build confidence and gain leadership experience by providing opportunities to actively participate in the work of running the school. Here they are facilitating the Panther Paw weekly announcements (right) and learning about and practicing restorative conversations (below).



\$25K Grant Helps Elmhurst United Music Students Rock

On February 16, **Elmhurst United Middle School** held a special event in celebration of its upgraded music program. With help from [Elevate Oakland](#), the [Guitar Center Music Foundation](#) granted Elmhurst \$25,000. It paid for upgraded and new instruments across all the spectrums, including drums, electric guitars, brass, and woodwinds. It also paid for a new practice room built inside the existing music room, allowing for additional and diverse practice.

Legendary Oakland percussionist **Sheila E.** also joined the celebration!



Champion Skyline High Girls Volleyball Team Honored

On February 17, **Skyline High School** celebrated the success of its championship girls volleyball team. They accomplished something no Skyline Volleyball Team had ever accomplished, and something that no OUSD/OAL volleyball team had ever done: **they won the Northern California Championship in November.** Unfortunately, they came up just short in the CIF Division 5 State Championship Game. Skyline honored the players by presenting them with championship rings, which were sponsored by the [Oakland Public Education Fund](#). On hand to help celebrate the team were Superintendent Kyla Johnson-Trammell and Mayor (and Skyline graduate) Libby Schaaf, among others.



Support for School Consolidations Update

Vision for Welcoming Schools



Caring for our OUSD community



Objectives and Goals

- **Personalization**

- Support for families during school selection and enrollment
- On-site mental health for students and staff during the transition process
- 1:1 staff engagement with Talent

- **Preparation**

- Invest in Welcoming Schools to receive students and families
- Attend to Closing Schools to say goodbye with dignity and honor the school's history
- Address operational needs including packing, moving, facility upgrades, new keys and signage

- **Communication**

- Thorough, frequent, and timely communication from cross-departmental team to all stakeholders
- <https://www.ousd.org/whatsnext>

Personalization- Care Plan

Strategy	Goal	Who	Details
Enrollment Care Plan	Ensure all students have placements for 22-23 through personalized case management	Student Welcome Center- Enrollment	Engagements begin week of 2/7 Application deadline 2/18 Offer letters to families by 3/10 Follow up with acceptance by 3/24
Staffing Care Plan	Engage with all impacted staff to ensure thorough planning and next steps	Talent- Staffing	Talent 1:1s
Mental Health Support	On-site mental health support for students, families and staff	Behavioral Health	Immediately following decision On-going through Spring

Care Plan for Phase 1 Students: Opportunity Ticket and School Placements

- Students attending schools that are being closed, merging onto a different site, or are part of a grade configuration change will receive the **Opportunity Ticket** enrollment priority.
 - This goes *above* neighborhood priority for up to 50% of open seats.
- Prefill applications with Welcoming Schools (school closest to student's home first) + 3 other closest schools.
- Enrollment staff will call families to see if they would like to change their school choices or re-rank them.
- Additionally:
 - Outreach to new incoming families whose only choices are closing schools (21 families thus far)
 - Attendance boundaries for school closures will be redrawn, based on analysis and community input, by August 2022.

Enrollment events for families

- Information nights for each closing school. Welcoming school principals and staff will attend and share information about their school programs, and staff from Student Welcome Center will support families with their applications.
- Tours of Welcoming schools will be offered to families.
- Additional staff has been assigned to support the Enrollment Process at each school.

Special Education

- A designated welcoming school has been selected for each Special Day Class (SDC) program continuum. Those schools were selected on the basis of students' neighborhoods, general education feeder patterns, and the percentage of students with disabilities across campuses. ;
- Students will automatically be slated to move to the welcoming campus with their current program to ensure each child has a site assignment, **and** there are options for families who would prefer a different site assignment.
- Each program at a school slated for consolidation will have a dedicated member of the Special Education team. That team member will share the catalog of school sites with similar programs across each grade level band.
- Students in SDC programs at schools will be given priority over incoming students at other campuses that can implement each student's IEP.

Care Plan for Staff: Talent Team

- Staff at all impacted sites will receive personalized, 1:1 support from Talent
- The goal is to meet individually with all staff at impacted sites and to be available 3-5 times over the course of the spring semester on site for initial, ongoing and follow up support.
 - 1) **Support** staff in the close/merge process;
 - 2) **Connect** staff with needed resources and information; and
 - 3) **Retain** staff in the district to reduce vacancies overall.

Welcoming School Plans

Three layers of investment at Welcoming Schools



Facilities improvement for a welcoming environment

- Playground, landscaping improvement
- Painting, signage



Site-based care plan and welcoming activities

- Support for families as they transition to new school sites
- Rituals and routines for thoughtful close out and entry to new school



Professional Development and relationship-building

- Focus on inclusive practices and accelerated learning
- Building strong teams and managing through change

Welcoming Schools: Facilities Improvements



- Walkthrough of each Welcoming School for Phase 1 Schools will be completed by 2/25/2022;
- Operations Team evaluates planned investments:
 - Classroom and cafeteria to receive increased enrollment at school sites
 - Classroom technology and infrastructure assessment
 - Review of library and literacy investments at school site
 - Signage and communication tools for the community
 - Playground, play yard and outdoor learning area@ elementary schools
 - Quality of painting to build on school branding and identity

Welcoming Schools: Welcoming Activities



- Enrollment Activities promoting the qualities of the Welcoming School;
- On Site Welcoming School Tours;
- Connect incoming Families with existing Families from the Welcoming School;
- Increased Social Emotional Investments: peer counseling, extension of existing mental health supports.
- Increased Academic Investments: Reading and math acceleration staff for small group instruction, Special Education support, technology programs, STEM enhancements.
- Enrichment /Extracurricular Investments: music, visual and performing arts, additional sports and physical education opportunities.
- Family Engagement Investments: Additional staffing to help bridget families as they transition to a new school setting.

Welcoming Schools: Relationship Building



- Listen to incoming Families;
- Staff learns from families about students that will join their campus;
- Staff builds upon their existing assets to enhance their ability to serve new families;
- Professional learning about program enhancement investments is provided to staff;
- Expanded professional learning opportunities for Instructional Leadership Teams, Coordination of Services Teams, and School Culture Teams, etc.

Covid Safety Protocols

Vaccine Outreach

Everyone ages 5+ are eligible for the vaccine in Alameda County!

School-Based Vaccine Pop-Ups at OUSD Schools:

In partnership with the California Department of Public Health, Alameda County, COVID Clinic/City of Oakland, Umoja, La Clínica de La Raza, and LifeLong Medical Care, we will continue to host pop up events at elementary, middle and high schools in high priority zip codes.

- **21 vaccination pop-ups were open in January; at least 20 additional pop-ups are scheduled for February, 2022. Several pop ups will also be offering boosters as well. For more information visit www.ousd.org/vaccine**
- **Vaccines for 5-11:** Available through school-based pop-ups, the Center at West Street, community vaccine clinics, healthcare providers, and pharmacies. Visit www.ousd.org/vaccine for more information about locations to access vaccines.
- **Raffle for Prizes this month for students who are vaccinated**
 - Warriors tickets



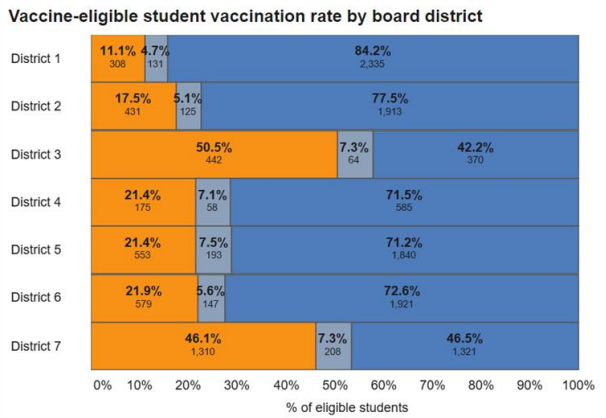
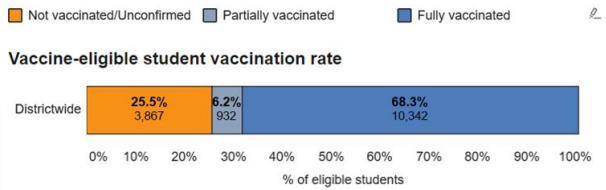
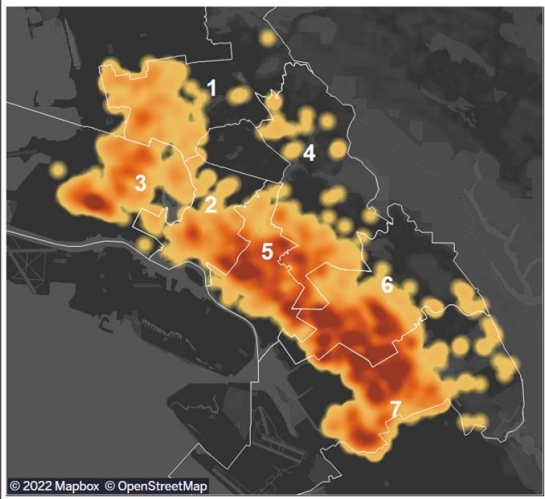
74.5% of eligible students* are fully or partially vaccinated

*age 12 or older as of 12/01/21

Where are the most students unvaccinated?

In the heat map below, the darker the orange, the higher the concentration of students* who are not vaccinated or have an unknown vaccination status.

*age 12 or older as of 12/01/21



Students 12+ by December 1, 2021 for the selected school(s)

10,296 vaccinated

3,825 status unknown

Vaccinated	Fully vaccinated	10,296
	Distance learning	502
	Waitlist	6
	Other exemption	756
	Medical - permanent	3
	Medical - temporary	1
	Personal belief	93
Vaccination status unknown	No exemption	2,464
	Partially vaccinated	79
	Missing dose	117
	Missing dose > 30 days	732

Dashboard is updated nightly. Data here include COVID-19 vaccination data in our student information system up to yesterday.

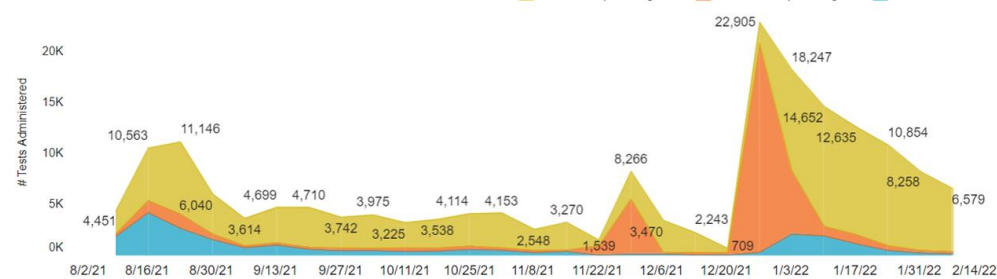
Testing Program

- OUSD COVID-19 Testing is successfully testing 6,000+ people every week
- OUSD Testing Positivity Rate has dropped to 2.8%
 - Pooled testing has resumed at elementary sites
- All sites either have access to weekly on-site rapid or pooled testing (K-12), or at-home test kits (ECE)
- County Positivity Rate has dropped to 5%
- Preparations are underway for at-home test kit distribution for spring break

Covid Testing Implementation Update

- Weekly Pooled Testing Pilot launched at 39 elementary sites; focus on training and gathering consent at new sites.
- Regular Bi-Weekly Testing at Secondary.
- Successful at-home testing program was expanded to serve more schools for winter holiday.

Weekly count of COVID-19 tests administered by week




Tests administered the week of 2/7/2022

On-site Rapid Antigen
6,209

At-home Rapid Antigen
198

Total PCR
172

Weekly test positivity rate



Cumulative count of COVID-19 tests administered since the start of the 2021-22 school year

118,472 On-site Rapid Antigen Tests administered since August 9, 2021

+ **42,342** At-home Rapid Antigen Tests administered since August 9, 2021

+ **23,329** PCR Tests administered since August 9, 2021

= **184,248** Total Tests administered since August 9, 2021

Contact kala.vilberg@ousd.org with any questions or comments about this dashboard.

Dashboard is updated nightly. Data here include COVID-tests administered and resulted up to 2/13/2022

Positive Case Dashboard and Protocols

1. Weekly count of COVID-19 cases on school campuses are updated daily for the **previous week**
2. Count of classrooms currently in full at-home quarantine are updated daily for the **current week**

Dashboard last updated on 2/14/2022

Dashboard is updated daily at 7am to include all reported cases with presumed positive dates occurring in the prior week (2/7/2022 to 2/13/2022). Cases for the current week of 2/14/2022 will not be reflected in the dashboard until the following Monday. Counts include cases reported for OUSD school-based staff and students who were physically present on school campuses during their infectious period for COVID-19. Data may be incomplete depending on when the case was reported/confirmed and when contact tracing was completed. The presumed positive date is the earlier of first symptom onset or positive test collection date. **Pursuant to updated guidance from ACPHD and CDPH as of 01/10/2022, classroom at-home quarantines will no longer be initiated following multiple cases. Positive cases will continue to isolate, and prolonged close contacts will be provided access to testing at school sites.**

Highlight School View Map by Grade Level

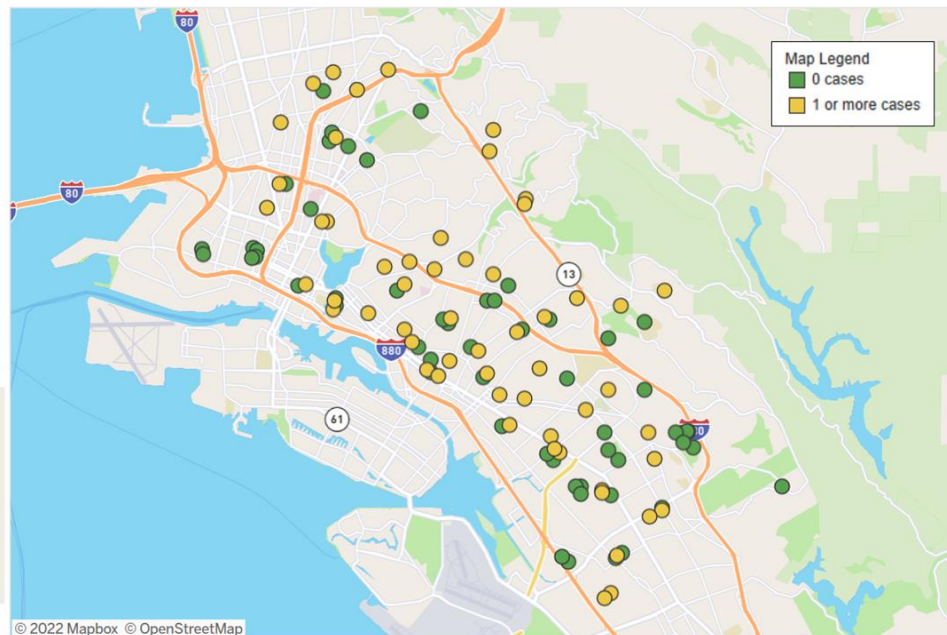
Weekly count of reported COVID-19 cases on school campuses

123

Student cases
in the week of 2/7/2022

17

Staff cases
in the week of 2/7/2022



Enrollment & Attendance

Enrollment Update (TK-12)

Grade	2/15/22	2/1/22	1/18/22	1/4/22	12/7/21	11/18/21	11/9/21	10/27/21	10/19/21	10/5/21	Census Proj
Non-SDC											
TK-5	17,216	17,194	17,200	17,158	17,151	17,144	17,149	17,162	17,169	17,160	17,470
6-8	6,477	6,475	6,485	6,475	6,476	6,473	6,472	6,492	6,497	6,476	6,612
9-12	9,143	9,141	9,156	9,218	9,199	9,215	9,206	9,235	9,251	9,187	9,216
TK-12	32,836	32,810	32,841	32,851	32,826	32,832	32,827	32,889	32,917	32,823	33,221
SDC TK-12	1,585	1,582	1,576	1,539	1,568	1,574	1,567	1,557	1,545	1,555	1,742
Total K-12	34,421	34,392	34,417	34,390	34,394	34,406	34,394	34,446	34,462	34,378	35,050

Overall Attendance Update (Aug 9-Feb 14)

Grade level	All Students	ELL	Newcomer	SPED	Unhoused	Foster Youth	African American	Asian	Latino	White
Gr TK-5 (avg enrollment)	88% (17,358)	87% (6587)	87% (1460)	85% (2480)	81% (368)	83% (79)	84% (3256)	92% (2019)	87% (7628)	94% (2332)
Gr6-8 (avg enrollment)	88% (6600)	87% (1966)	88% (416)	83% (1187)	82% (210)	80% (40)	83% (1402)	93% (623)	88% (3231)	94% (659)
Gr9-12 (avg enrollment)	85% (8995)	81% (2296)	82% (1148)	79% (1453)	76% (642)	72% (85)	81% (2163)	92% (1070)	83% (4222)	92% (774)

* MetWest and Sojourner Truth NOT included.



EVERY STUDENT THRIVES!



**OAKLAND UNIFIED
SCHOOL DISTRICT**
Community Schools, Thriving Students

1000 Broadway, Suite 680, Oakland, CA 94607

www.ousd.org



@OUSDnews