

Superintendent Report

Dr. Kyla Johnson Trammell , April 27, 2022



**OAKLAND UNIFIED
SCHOOL DISTRICT**

Community Schools, Thriving Students

Our Vision

All OUSD students will find joy in their academic experience while graduating with the skills to ensure they are caring, competent, fully-informed, critical thinkers who are prepared for college, career, and community success.

Our Mission

Oakland Unified School District (OUSD) will build a Full Service Community District focused on high academic achievement while serving the whole child, eliminating inequity, and providing each child with excellent teachers, every day.



Superintendent Report Overview

Highlights from Schools

- Healthy Oakland Teens, Home Literacy Kits

Graduation Rate Update

- Current Data and Supports from now until the end of the year

Covid Safety Protocols

- Mask Update and Dashboard Updates

Enrollment & Attendance

- Enrollment & Attendance Counts & Strategies, SJT Update and Opportunity Ticket Update



Highlights from Schools

Supporting Young People: Healthy Oakland Teens



Initiative: Creating Joyful Schools

Reimagining Schools to be Places of Joy, Inclusion, and Beauty

www.ousd.org/strategicplan

OUSD students in 6th, 7th and 8th grade recently participated in Puberty Health and Sex Ed Weeks, using the district's Healthy Oakland Kids and Healthy Oakland Teens curricula. These lessons comply with the California Healthy Youth Act, and provide students with age appropriate information about the changes of puberty, healthy relationships, consent and many other important topics.

Pictured: Some of our amazing middle school teachers showing off their Healthy Oakland Kids and Healthy Oakland Teens t-shirts.

Supporting Early Literacy at Home



Initiative: Ensuring Strong Readers by the Third Grade

www.ousd.org/strategicplan

OUSD recently distributed the first 200 home literacy kits to several elementary teachers to pilot a program in which students will be able to work at home with family and friends on improving their reading skills.

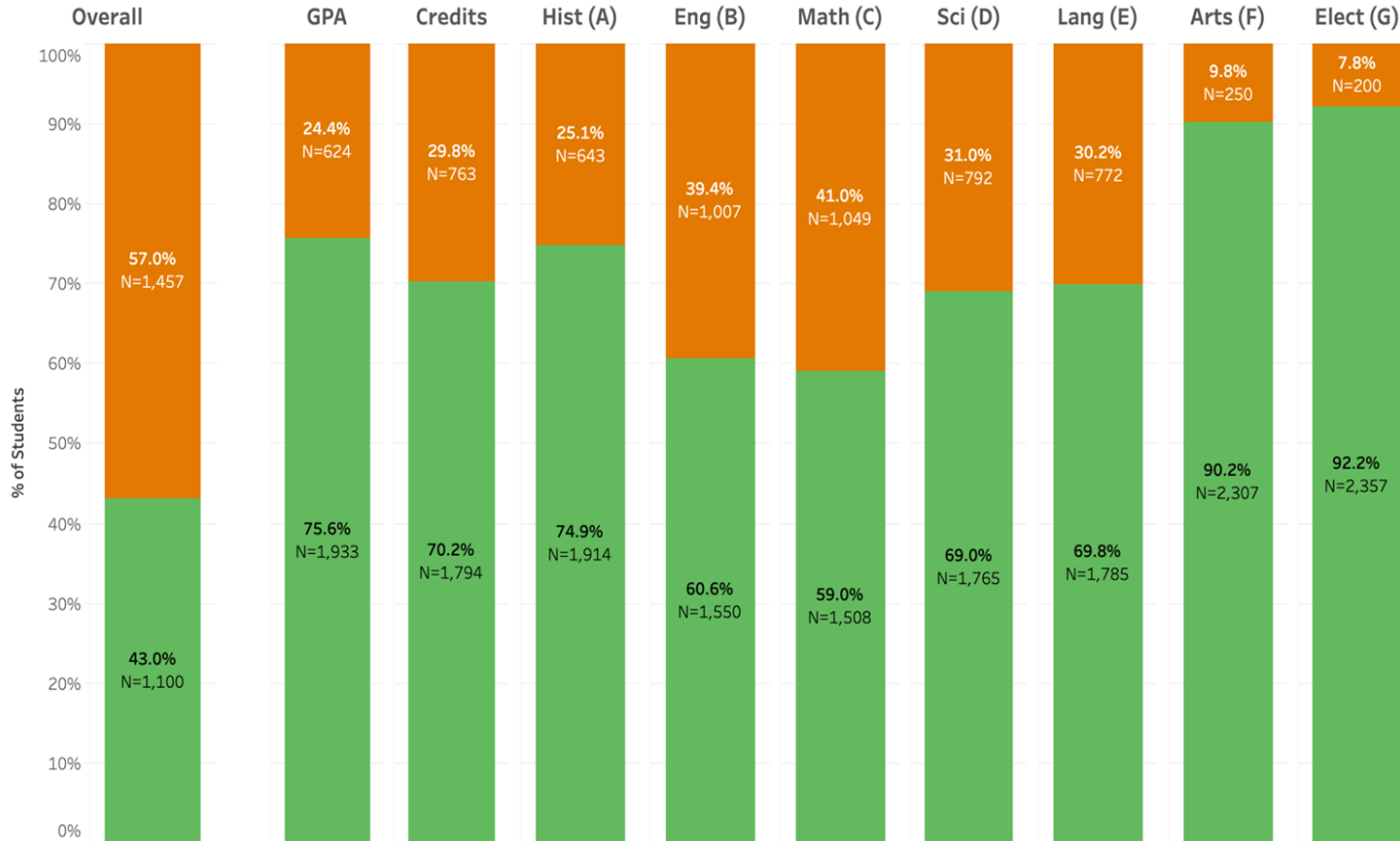
The kits contain books, workbooks, colored pencils, vowel sound games, and other tools for learning the alphabet for kindergarten students.



Graduation Update

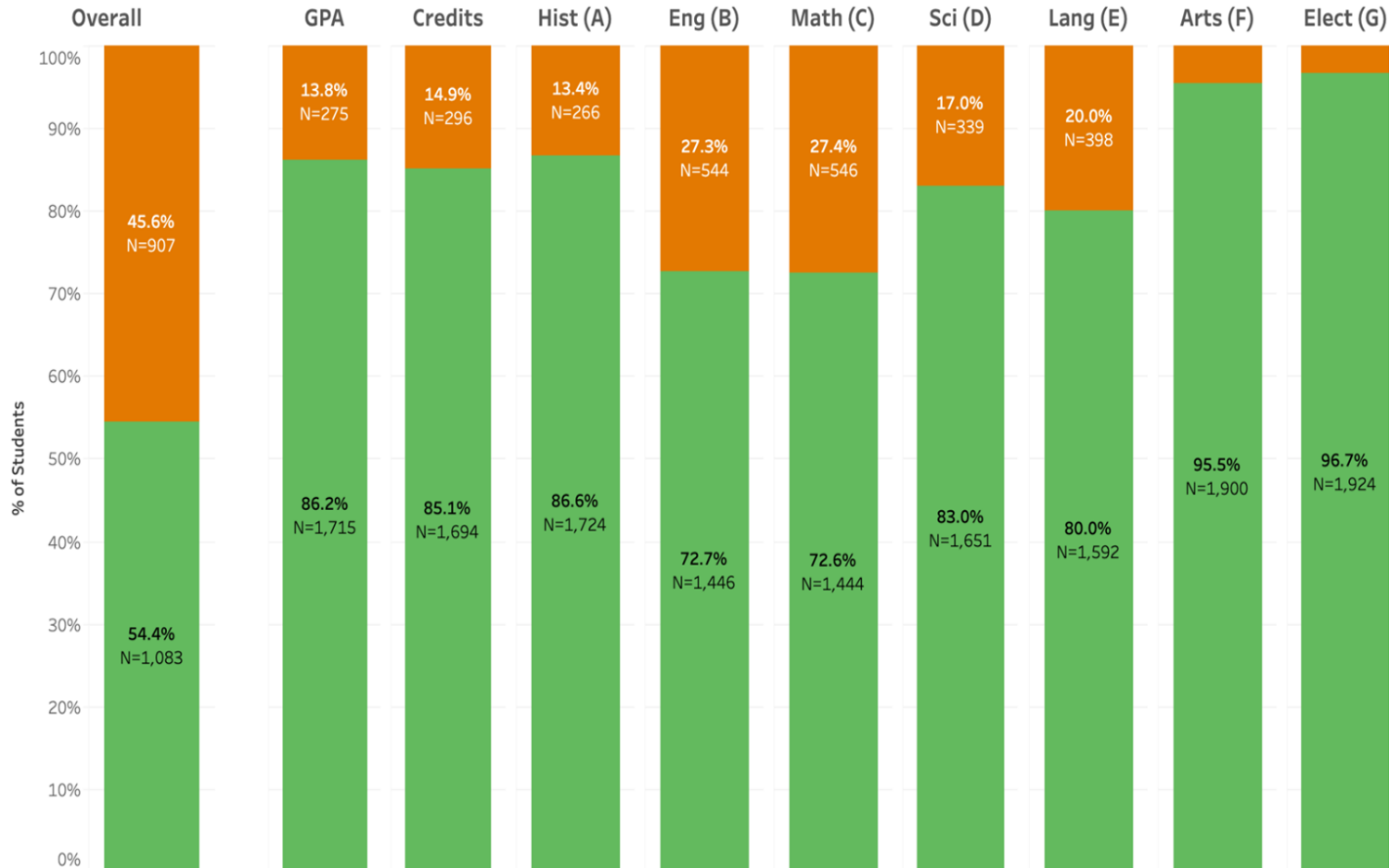
On Track to Graduate

All Schools



On Track to Graduate

w/o Alt Ed



65% of our eligible seniors have submitted a financial aid application (as of April 13th)



Context:

- The statewide rate as of today is **50.9%**
- At this time last year, we were at **60% districtwide**
- The Cal Grant extension to April 1 enabled us to support **184 additional Cal Grant awards**

Site-Based Highlights: Race/Ethnicity:

- **Castle, Skyline, McClymonds, and MPA** all supported our Black students to apply at a rate of **70% or more**; this is **15% higher** than the district average.
- **Oakland International, Skyline, Metwest, Life, CCPA, and MPA** supported our Latinx students to apply at a rate of **70% or more**; this is **10% higher** than the district average.

Other Highlights:

- **McClymonds, MPA, and Metwest** supported students with IEP's to apply at a rate of **70% or higher**, almost double the district average.
- **Dewey, McClymonds, and Castlemont** all increased their application rate from last year by more than **15%**

Pandemic Impact on Class of 2022

- **14.3%** of active seniors are currently on the [AB104](#) graduation track
 - Not on track to meeting OUSD requirements, part of state COVID response
- **19.1%** absence rate for seniors up to this point in school year
 - Up from 15.5% this time last year and 13.3% the year before
- **14.7%** of active seniors have course requests for summer learning
- **2.66** Average Total GPA among active seniors
- **54%** of seniors are meeting/ on track to meet CSU requirements



The HSLLO's CAR Team formed in January 2022 to:

- create credit recovery opportunities for 9th & 10th graders who've been negatively impacted by COVID-19 and traditionally have not had access to central academic recovery



ALGEBRA 1A ACADEMIC RECOVERY

-21 9th graders at
Castlemont

-12 9th graders at
McClymonds

HSAR INNOVATION GRANTS

Funds 7 high schools to
design and implement
creative academic
recovery options for all
grades beginning 22/23

SUMMER HAcK '22

Summer Healing &
Academics 4 Kids will
provide a wholistic
academic recovery
program for 9th & 10th
graders

Key Actions & Strategies

- Central Credit Recovery Pilot (CAR, Summer School)
- Credit Recovery Teachers and Outreach Consultants
- APEX
- Sojourner Truth Independent Study Program
- Student interventions that leverage pathway relationships with students and families
- Alignment of school counselors and case managers with pathways
- Alignment of specialists with pathways to embed targeted supports
- Pathway monitoring of D's and F's
- Increased relevance and real-world application of learning in core academics, especially English, Social Science, and Science, including but not limited to Project-Based Learning and embedded Work-Based Learning



Covid Safety Protocols

Masking Update

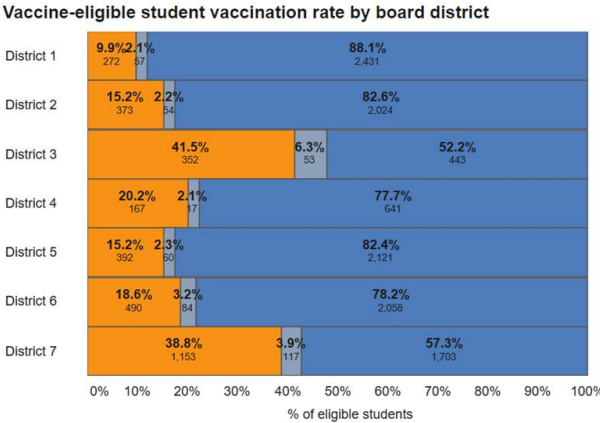
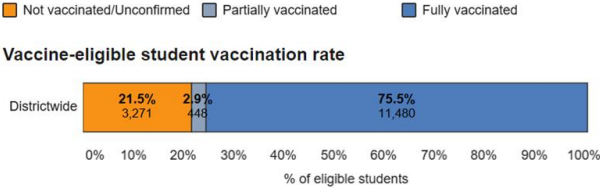

- Outdoor masks are optional starting on 3/21
- Indoor masks strongly recommended starting on 4/25
- High quality masks, including surgical masks, KF95, and KN95 continue to be distributed to all sites for staff and students



Vaccination Update

78.5% of students fully or partially vaccinated

**Age as of Dec 1, 2021*



Students 12+ by December 1, 2021 for the selected school(s)

11,463
vaccinated

3,194
status unknown

Vaccinated	Fully vaccinated	11,463
	Distance learning	550
	Waitlist	17
	Other exemption	722
Vaccination status unknown	Medical - permanent	3
	Medical - temporary	1
	Personal belief	89
	No exemption	1,812
Partially vaccinated	Partially vaccinated	4
	Missing dose	18
	Missing dose > 30 days	385

Contact kevin.smith@ousd.org with any questions or comments about this dashboard.

Dashboard is updated nightly. Data here include COVID-19 vaccination data in our student information system up to yesterday.

Undo → Redo ↩ Revert ↻ Refresh ⏸ Pause Metrics Share Download

Covid Testing Implementation Update

- Weekly Pooled Testing Pilot running at elementary schools.
- Drop-in Weekly Testing at Secondary.
- At-home tests provided for weekly use at ECE sites.



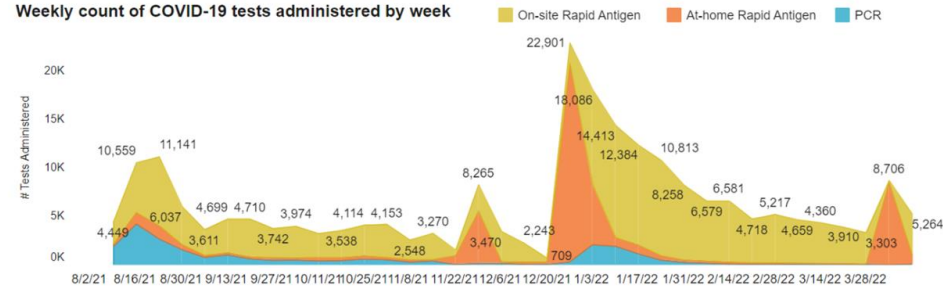
Weekly COVID-19 Testing at OUSD Sites 2021-22



Data shown include COVID-19 tests administered through OUSD testing programs and reported via Primary from August 9, 2021 through the prior Sunday. OUSD is currently piloting pooled testing, which is not reflected in this dashboard.

See <https://www.ousd.org/covidtesting> for information about COVID testing at OUSD.

Weekly count of COVID-19 tests administered by week




Tests administered the week of 4/11/2022

On-site Rapid Antigen
4,218

At-home Rapid Antigen
951

Total PCR
95

Weekly test positivity rate



Cumulative count of COVID-19 tests administered since the start of the 2021-22 school year

153,682 + **52,612** + **23,851** = **230,245**

On-site Rapid Antigen Tests administered since August 9, 2021

At-home Rapid Antigen Tests administered since August 9, 2021

PCR Tests administered since August 9, 2021

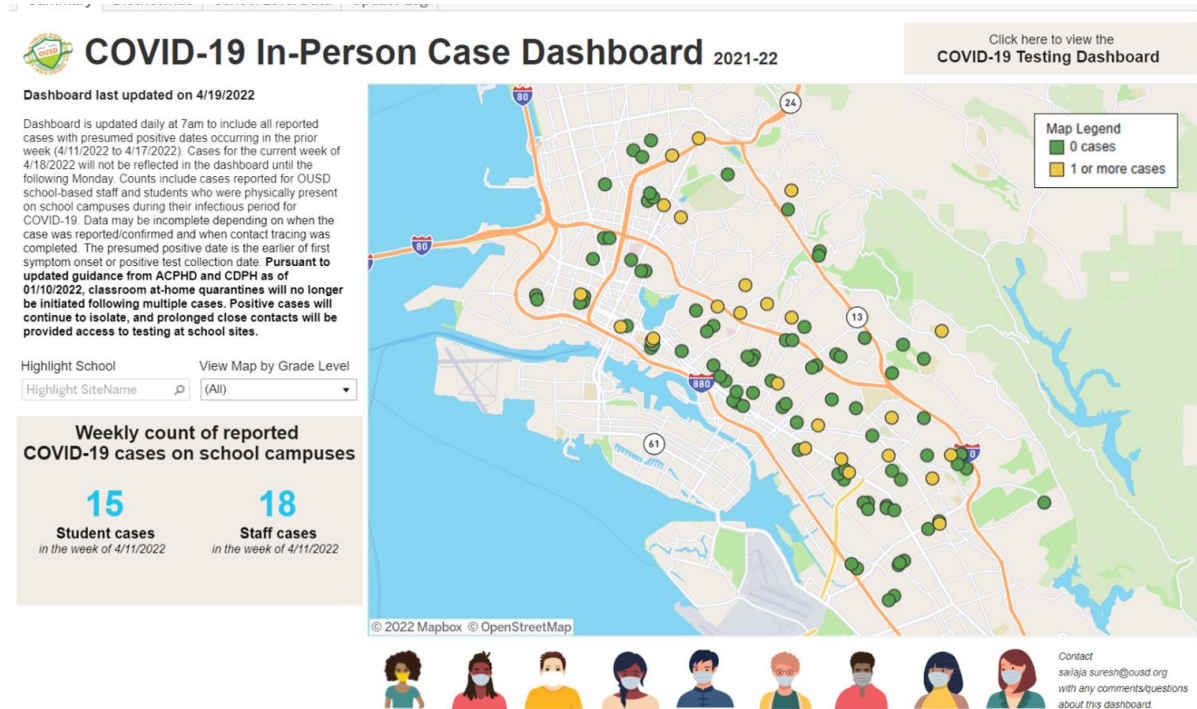
Total Tests administered since August 9, 2021

Contact salsajia.surmes@ousd.org with any questions or comments about this dashboard.

Dashboard is updated nightly. Data here include COVID-tests administered and resulted up to 4/17/2022

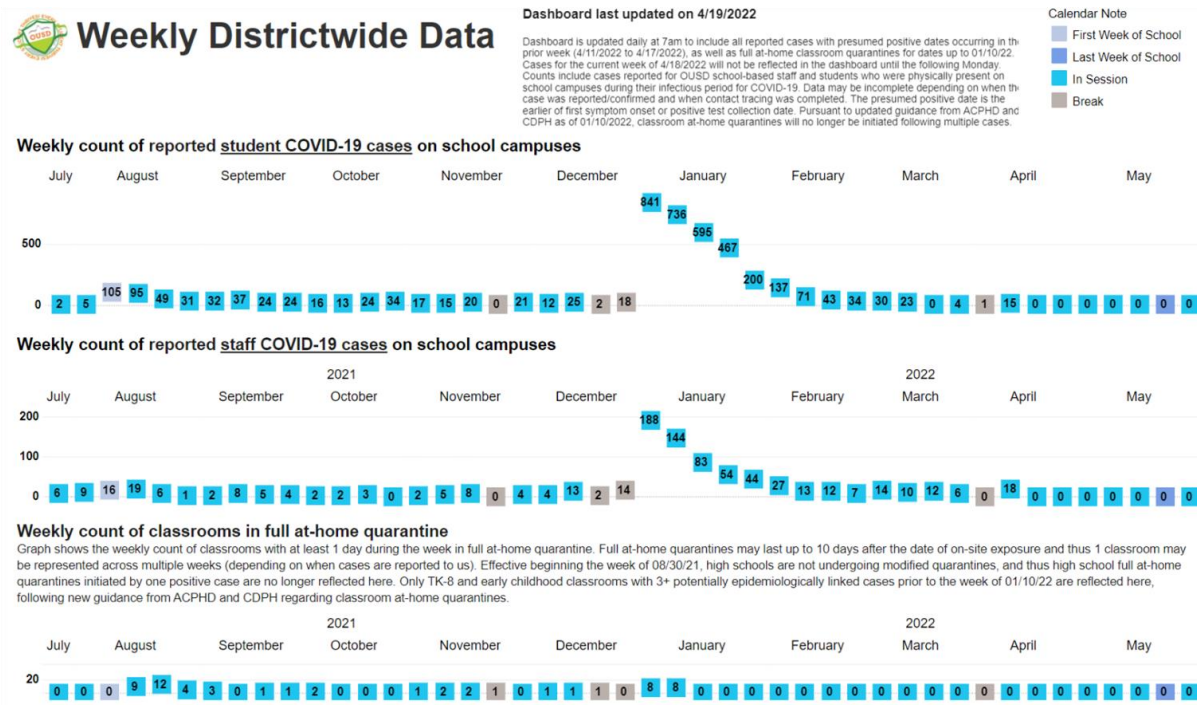
Positive Case Dashboard and Protocols

1. Weekly count of COVID-19 cases on school campuses are updated daily for the **previous week**
2. Count of classrooms currently in full at-home quarantine are updated daily for the **current week**



Positive Case Dashboard and Protocols

1. Weekly count of COVID-19 cases on school campuses are updated daily for the **previous week**
2. Count of classrooms currently in full at-home quarantine are updated daily for the **current week**





Enrollment & Attendance

Enrollment Update (TK-12)

Grade	4/19	3/30	3/15	3/1	2/15	2/1	1/18	1/4	12/7	11/18	11/9	10/27	10/19	10/5	Census Proj
Non-SDC															
TK-5	17,255	17,219	17,234	17,232	17,216	17,194	17,200	17,158	17,151	17,144	17,149	17,162	17,169	17,160	17,470
6-8	6,489	6,479	6,468	6,474	6,477	6,475	6,485	6,475	6,476	6,473	6,472	6,492	6,497	6,476	6,612
9-12	9,120	9,108	9,111	9,140	9,143	9,141	9,156	9,218	9,199	9,215	9,206	9,235	9,251	9,187	9,216
TK-12	32,864	32,806	32,813	32,846	32,836	32,810	32,841	32,851	32,826	32,832	32,827	32,889	32,917	32,823	33,221
SDC TK-12	1,616	1,595	1,587	1,581	1,585	1,582	1,576	1,539	1,568	1,574	1,567	1,557	1,545	1,555	1,742
Total K-12	34,480	34,401	34,400	34,427	34,421	34,392	34,417	34,390	34,394	34,406	34,394	34,446	34,462	34,378	35,050

Overall Attendance Update (Aug 9-Apr 19)

Grade level	All Students	ELL	Newcomer	SPED	Unhoused	Foster Youth	African American	Asian	Latino	White
Gr TK-5 (avg enrollment)	89% (17,425)	88% (6743)	88% (1497)	86% (2598)	81% (376)	84% (76)	85% (3260)	93% (2035)	87% (7648)	94% (2339)
Gr6-8 (avg enrollment)	88% (6590)	88% (2008)	88% (432)	84% (1203)	82% (223)	82% (40)	83% (1400)	93% (622)	88% (3237)	94% (665)
Gr9-12 (avg enrollment)	84% (8900)	81% (2515)	82% (1175)	79% (1448)	76% (607)	72% (85)	81% (2096)	92% (1072)	83% (4208)	92% (770)

* MetWest and Sojourner Truth NOT included.



Community Schools, Thriving Students



**OAKLAND UNIFIED
SCHOOL DISTRICT**
Community Schools, Thriving Students

www.ousd.org



@OUSDnews

1000 Broadway, Suite 300, Oakland, CA 94607